

Easy to learn Fortune-Telling

Using the cards of Madame Lenormand

workbook



*complete with solutions from 1 to 7
additional exercises and important topics*

By Britta Kienle

Author: Britta Kienle



Dear reader,

this book is a short introduction into the art of laying the cards. This art is very much depending on the personal intuition of the person practicing it. Every person has to find their own system of laying cards. This book can only offer a guideline. Therefore neither the author nor the publishers are to be held responsible for any misinterpretation made by using this book.

International Copyright by Brigitte Kienle,
Esslingen Germany.

Any copying of this course without written permission is illegal and legal action will be taken against any breach of these rules. Strictly no photo copying, translating, downloading, microfilming and reprinting on paper or any electronic devise.

©2001 by B. Kienle BriKa Verlag, Esslingen
www.brika-verlag.com
Brigitte Kienle
Tel: ++49 (0)711 316 64 66

Sources: Mlle. Lenormand Wahrsagekarten©AGM AGMüller
Neuhausen/Schweiz. Further reproduction not permitted
International Copyright by Brigitte Kienle, Esslingen Germany.
Britta's Fortune-Telling Cards

Copyright Brigitte Kienle



Practice Book

accompanying Manuals 1-7

If you want to extend or deepen the knowledge you already have, I would recommend using this

Practice Book

This book contains a number of useful exercises as well as all the solutions to the exercises at the end of this book.

Solutions to the test exercises
in part one

The following suggested solutions rise from my personal experience and intuition:

no 2 Clover + **no 24 Heart**

A happy love.

no 24 Heart + **no 23 Rat**

This love will end painfully.

no 23 Rat + **no 24 Heart**

There is fear of love.

no 19 Tower + **no 2 Clover**

Happiness or contentment at work

no 19 Tower + **no 12 Birds**

Trouble at work.

(According to this constellation, you should be able to solve these problems)

no 12 Birds + **no 19 Tower**

Trouble or strain at work.

(This constellation tells us that there is still a good chance to settle the matter.)

Additional exercises to part one

no 9 Flowers + **no 34 Fish**

.....

no 34 Fish + **no 23 Rat**

.....

no 3 Ship + **no 31 Sun**

.....

no 3 Ship + **no 11 Rod**

.....

no 32 Moon + **no 8 Coffin**

.....

no 4 House + **no 27 Letter**

.....

no 4 House + **no 12 Birds**

.....

no 7 Snake + **no 8 Coffin**

.....

The following suggested solutions rise from my personal experience and intuition.

no 9 Flowers + **no 34 Fish**

A very lucky hand with money.

no 34 Fish + **no 23 Rat**

Caution with money, (loss of money).

(Because **no 23 Rat** is situated at the end.)

no 3 Ship + **no 31 Sun**

The journey will be nice.

no 3 Ship + **no 11 Rod**

There will be trouble on or just after the journey.

no 32 Moon + **no 8 Coffin**

Troubled feelings.

no 4 House + **no 27 Letter**

There will be a message in your domestic area - (letter or telephone call).

no 4 House + **no 12 Birds**

There will be trouble in your domestic area.

no 7 Snake + **no 8 Coffin**

An elderly woman is ill.

Important:

Never forget how important the base actually is, i.e. study your cards well, along with all their possible interpretations.

You should establish a daily routine of 2 (later 3 or 4) cards.

For example:

You pick the card **no 12 Birds**

You say to yourself: -*temporary troubles*
 -*small grief*

You say: What is this card trying to tell me?

The next card you pick is
no 19 Tower - *school*
 - *education*
 - *work*

You should then interpret the cards one by one.

My interpretation

1st possibility:

There will be some temporary trouble at work.

You should see to it.

2nd possibility:

Small or passing troubles during your education or training.

You should put more care into your training.

3rd possibility:

Small or passing troubles at school.

You should put more care into your education.

As you can see, there may be more than just one possible interpretation.

A complete interpretation can only be made by looking at the Grand Tableau, but this exercise is equally important to get to know the meaning and interpretations of your cards.

Don't be surprised if there is a large number of possible interpretations. In other cases there might just be one.

Solutions to the test exercises
in part two

The following suggested solutions rise from my personal experience and intuition.

no 29 Woman + no 24 Heart + no 28 Man

This woman and man are in love.

no 29 Woman + no 11 Rod + no 28 Man

This woman and man have a dispute.

no 29 Woman+no 15 Bear+no 24 Heart+no 2 Clover

This woman has a lover who loves her very much.

Has this woman got a lover?

Yes

no 28 Man + no13 Child + no33 Key + no 24 Heart

This man has a mistress who is much younger than him.

Has this man got a mistress?

yes

What is the love like?

very intensive

(This is indicated by **no 33 Key** and **no 24 Heart**)

Additional exercises to part two

We will extend the test exercises you have already done in order to make it easier for you to follow the interpretation.

no 29 Woman + **no 24 Heart** + **no 28 Man**

This woman and man are in in love

The question here is:

How will this love go on?

In order to find out about the future of this love, we must have a look at the following card.

For example

no 29 Woman + no 24 Heart + no 28 Man + no 31 Sun

Your interpretation:

.....
.....
.....

no 29 Woman + no 24 Heart + no 28 Man + no 10 Scythe

Your interpretation:

.....
.....
.....

My interpretation

no 29 Woman + no 24 Heart + no 28 Man + no 31 Sun

This woman and man are in love, which is very nice and positive.

No 31 Sun at the end of a line always tells us that a situation is positive.

no 29 Woman + no 24 Heart + no 28 Man + no 10 Scythe

This woman and man are in love, but this love will be ended.

No 10 Scythe is a card which shows us that something will end.

Who will end this love?

The woman loves the man very much (both are in love with each other) but the man will end this love as **no 10 Scythe** is situated next to him.

What if the cards were the other way round?

no 28 Man + no 24 Heart + no 29 Woman + no 10 Scythe

Who will end this love with such a line of cards?

The man loves this woman very much (the love card being in between the two lovers) but **no 10 Scythe** next to the woman means that she will end this love.

A small piece of advice:

If you are a beginner at cards, you should always stick to the order in which the cards appear, and please make sure you always take the card next to a personality card into consideration.

Solutions to the exercises in part three

The following suggested solutions rise from my personal experience and intuition.

no 19 Tower + no 12 Birds + no 23 Rat

Trouble at work, probably even loss of work.

or

Trouble and fear at work.

no 19 Tower + no 12 Birds + no 6 Clouds

Grief and unclarities at work.

My advice:

These unclarities should be sorted out.

no 19 Tower + no12 Birds + no 6 Clouds + no 2 Clover

Grief and unclarities at work, but it will all end well.

The positive end is due to **no 2 Clover** at the end – a card indicating a small happiness.

no 22 Paths + no 19 Tower

A new start at work.

or

Decisions to be made at work.

no 22 Paths + no 19 Tower + no 31 Sun

A new start at work has a positive effect.

or

Decisions to be made at work will have a positive effect.

The positive end is represented by the positive card **no 31 Sun** at the end of the line.

no 22 Paths + no 17 Stork + no 19 Tower + no 23 Rat

*A new start and some changes at work
which will not be positive.*

The negative end is represented by the negative card
no 23 Rat at the end of the line.

Additional exercises to part three

First of all we will read the future from left to right

no 24 love + no 2 Clover + no 23 Rat + no 16 Stars

.....
.....

Now we will read the past from right to left

no 24 Heart+ no 2 Clover + no 23 Rat + no 16 Stars

.....
.....

Please keep the following in mind:

As there is no Future Card – such as **no 5 Tree**, **no 26 Book**, **no 35 Anchor** or **no 36 Cross** – in this line, this situation can keep repeating itself over and over.

*I.e. Love – pain
pain - love*

The question would be:

Why is this person suffering?
What is the person doing wrong?

This can only be seen in the Grand Tableau

Please look all around **no 24 Heart**, as well as the Personality Card.

For further information consult part two – the Present State.

The following suggested solutions rise from my personal experience and intuition.

no 24 Heart + no 2 Clover + no 23 Rat + no 16 Stars

The questioner is happy and in love but there is grief ahead (depression)

no 24 Heart + no 2 Clover + no 23 Rat + no 16 Stars

The questioner is suffering and depressed, but there will be sudden happiness and love.

Solutions to the test exercises in part four

The following suggested solutions rise from my personal experience and intuition.

Is the first card of your tableau of any particular importance?

yes

What does it mean if a woman shuffles the cards and the first card in the Grand Tableau is no 29?

She is looking into the future.

What does it mean if a woman shuffles the cards and the last card in the Grand Tableau is no 29?

She is thinking of the past.

Must all the cards of a tableau be interpreted?

No

Additional exercises to part four

A Grand Tableau can be read and interpreted in more than one way.

In our example we will take part 3 to make it easier for you to follow the individual steps.

How to interpret a line of cards from card 1 to 8.

no 24 Heart →	no 6 Clouds →	no 12 Birds →	no 28 Man →	no 32 Moon →	no 21 Mount ain →	no 3 Ship →	no 31 Sun →
---------------------	---------------------	---------------------	-------------------	--------------------	----------------------------	-------------------	-------------------

My interpretation

*There are some unclarities and grief with the partner.
The partner's feelings are blocked.*

A little trip abroad might be a good idea and would certainly influence the relationship in a positive way.

Please remember:

You can interpret any line in your Grand Tableau according to this pattern.

Please make sure you stay within one line of interpretation and do not jump from line to line.

This means that if there is no future card nearby this man will always be unhappy but sometimes lucky.

This man should really learn to deal with his emotions and achieve a little more self confidence as well.

I.e. you interpret from left to right and then back to the left.

This can only be done when there is no future card around!

Future Cards: no 5 Tree, no 26 Book, no 35 Anchor and no 36 Cross!

The future cards will be dealt with later.

Let us now pick up the same line again.
But this time with a future card.

This means that you will have to stop with your interpretation anytime you reach one of these future cards, as that is where the future begins in your tableau.

From this moment on you can only interpret from left to right until you get to your future card.

There is no repetition.

Now have a look at a very similar row of cards.

But this time there is a future card to stop your interpretation .

Here you have to start a new interpretation that take into account the time span indicated by the cards.

For example:

no 24 Heart ←	no 6 Clouds ←	no 12 Birds ←	no 28 Man	no 36 Cross →	no 21 Mount ain →	no 3 Ship →	no 31 Sun →
---------------------	---------------------	---------------------	--------------	---------------------	----------------------------	-------------------	-------------------

My interpretation

At the moment and until recently this man has been having unclarities and sadness in his love life.

But he will be a lot happier with his relationships in the future.

There might also be a new love in his life.

This new love can be further examined by looking at the Grand Tableau.

Watch out for the woman he might fall in love with!

Remember that you have to look around this card – a Personality card – in order to find out more about her.

Let your intuition guide you!

You are already quite good at this by now.

Remember to read from left to right. So you don't get confused.

Have you noticed the difference?

If there is no future card in your line of interpretation, you can read all the way back again in to the past if you like.

These lines of interpretation can keep repeating themselves.

Therefore it is important to keep a watchful eye on these things.

If there is no future card in an interpretation this will repeat themselves over and over again.

Should you see a move or renovation, for example the two cards **no 17 Stork** and **no 4 House**, you might have moved house in the past, might be doing so at the moment, or might move again some day in the future.

Or with the two cards **no 23 Rat** and **no 8 Coffin** you must keep an eye on your digestive system. Then you should make sure this does not happen again.

These lines of interpretation lacking a future card may also serve as warnings or hints.


Please look at
Picture 1 horizontal
Picture 2 vertical
Picture 3 and 4 diagonal

for a better understanding.

Once again: Stick to your line of interpretation and do not jump or skip any cards.

Grand Tableau (Tableau)

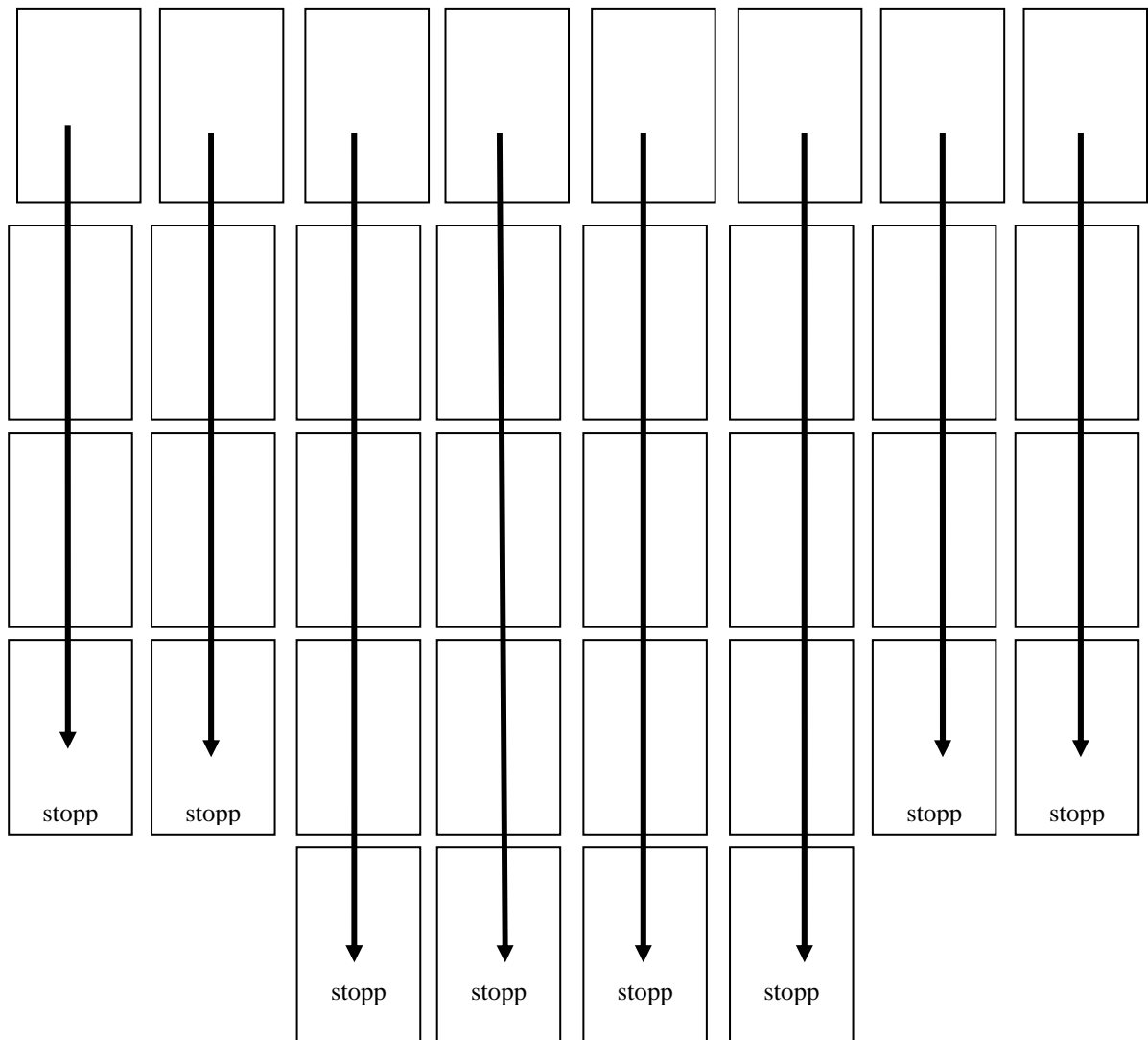
picture 1



If there is no future card in the horizontal line,
you can read all the way back again.

Grand Tableau (Tableau)

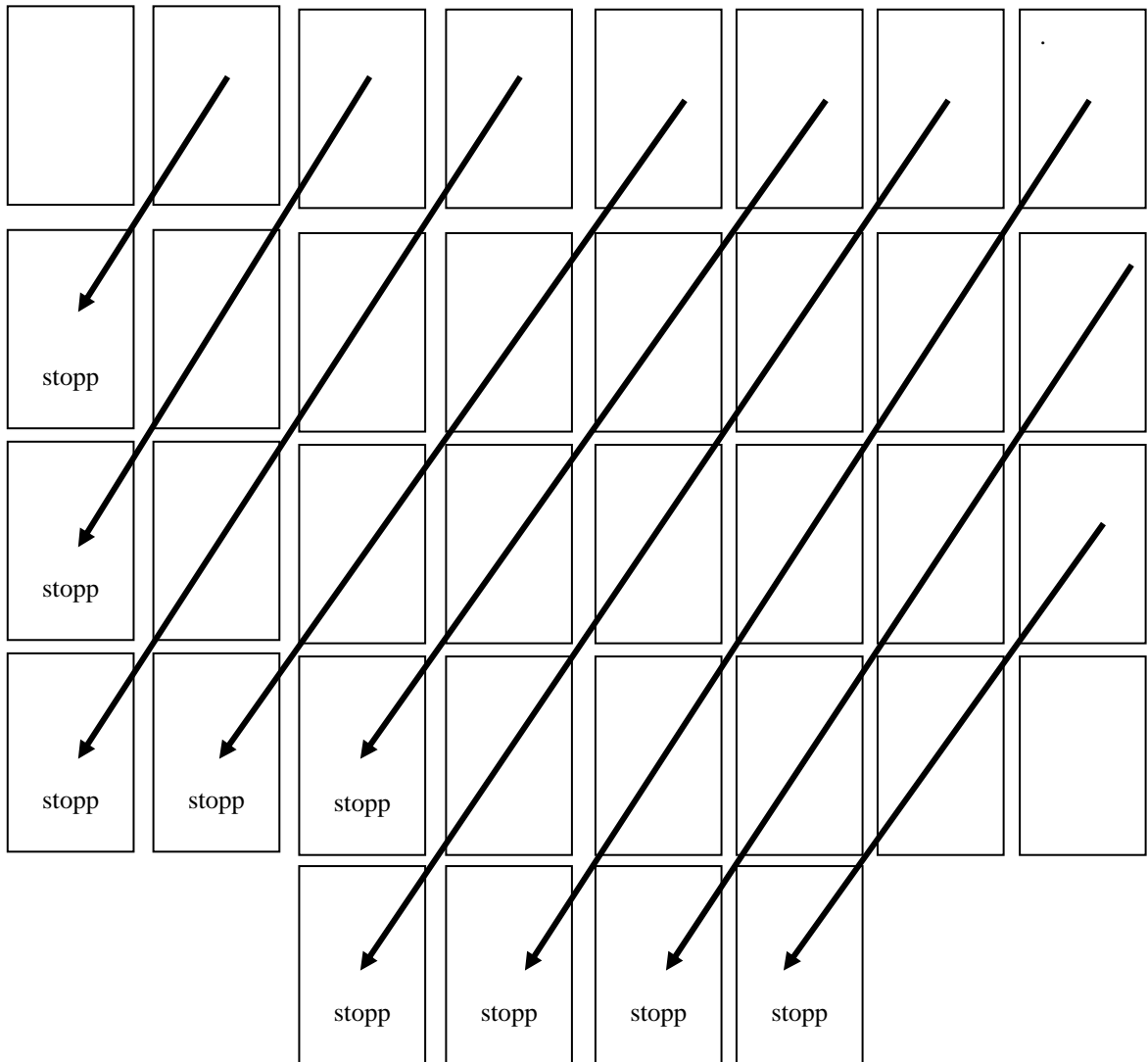
picture 2



If there is no future card in the diagonal line,
you can read all the way back up again.

Grand Tableau (Tableau)

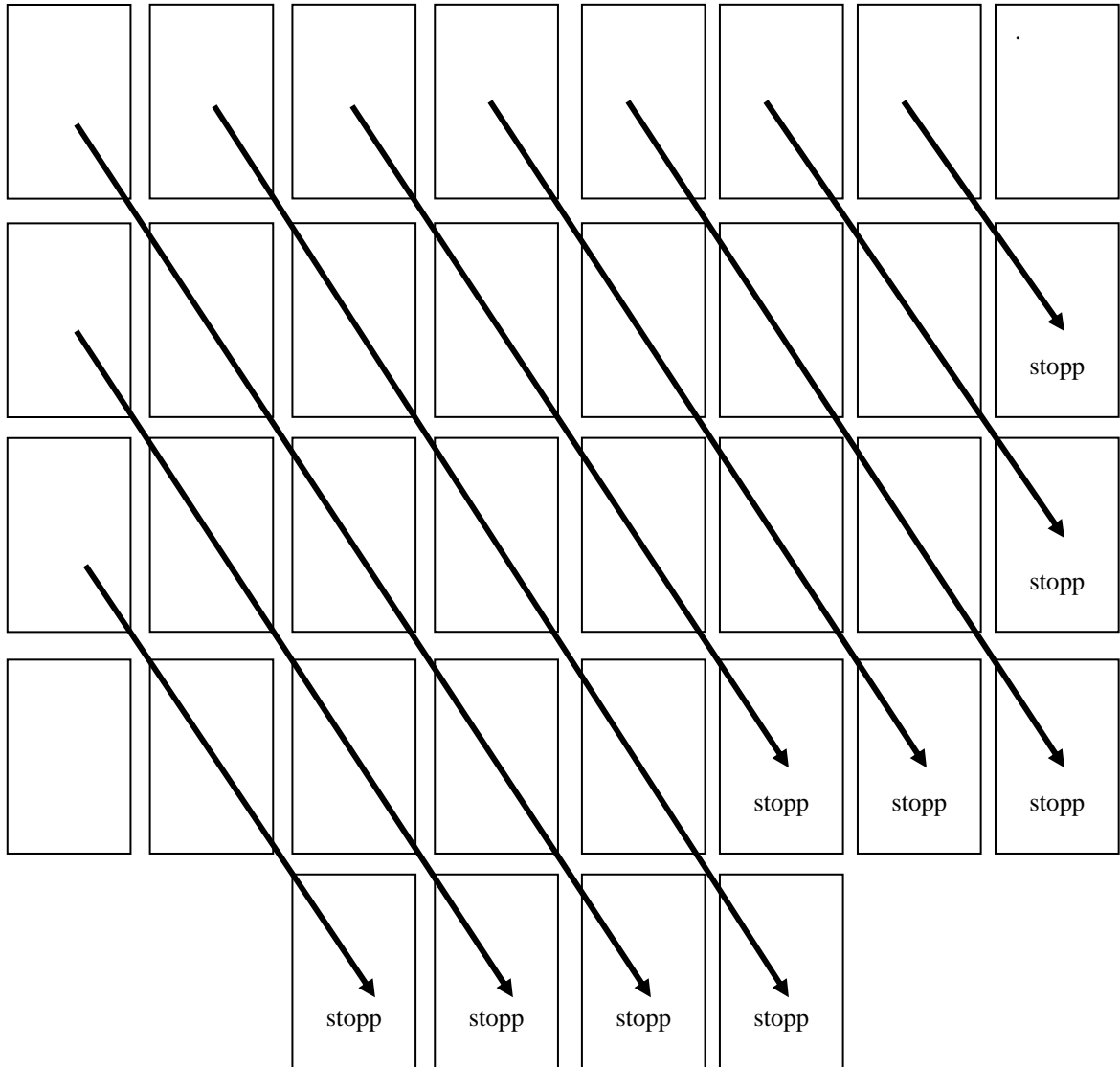
picture 3



If there is no future card in the diagonal line,
you can read all the way back up again.

Grand Tableau (Tableau)

picture 4



If there is no future card in the diagonal line,
you can read all the way back up again.

Solutions to the test exercises in part five

The following suggested solutions rise from my personal experience and intuition.

no 6 Clouds + no 8 Coffin

Trouble with vision, circulation.

no 25 Ring + no 8 Coffin

Trouble with your kidneys or bladder.

no 12 Birds + no 23 Rat

Too many negative thoughts causing indigestion.

no 36 Cross + no 8 Coffin

Pain in the back.

no 10 Scythe + no 14 Fox + no 23 Rat

Sudden digestive problems might turn chronic.

no28 Man + no13 Child + no24 Heart + no33 Key

The man has a mistress.

no 28 Man + no 29 Woman + no 24 Heart + no 11 Rod

The Man and the Woman are in love but there will be a dispute later (jealousy).

no 19 Tower + no 27 Letter + no 2 Clover

A lucky application.

no 9 B. Flowers + no 34 Fish

A lucky hand with money

Additional exercises to part five

Example Combination
what is the present state of this love?
 3 different possible ways

picture no 1

				no 24 Heart →	no 14 Fox →	no 23 Rat →	
		no 29 Woman ↓					
		no 15 Bear ↓				no 34 Fish ↙	
		no 24 Heart ↓			no 24 Heart ↙		
		no 33 Key ↓		no 23 Rat ↙			

Please interpret picture no 1

Horizontal line of interpretation

.....

.....

.....

Vertical line of interpretation

.....

.....

.....

Diagonal line of interpretation

.....

.....

.....

My Interpretation of picture no 1

Horizontal line of interpretation:

You are betrayed and cheated on.

Vertical line of interpretation:

She has a lover and the love is very intensive.

Diagonal line of interpretation:

You are materially used in love.

Example Combination

Will there be a new love for me?

Extension of picture no 1
 3 different possible ways

picture no 2

		no 36 Cross ↓	no 36 Cross →	no 24 Heart →	no 14 Fox →	no 23 Rat →	
		no 29 Woman ↓					no 36 Cross ↙
		no 15 Bear ↓				↙ no 34 Fish	
		no 24 Heart ↓			↙ no 24 Heart		
		↓ no 33 Key		↙ no 23 Rat			

Please interpret picture no 1

Horizontal line of interpretation

.....

.....

.....

Vertical line of interpretation

.....

.....

.....

Diagonal line of interpretation

.....

.....

.....

My Interpretation of picture no 2

You can put every future card in front of the tableau..

You can look up the future cards in Part 7

Horizontal line of interpretation:

You will be betrayed in love in the future.

My advice:

Be careful and make sure you are alright.

Vertical line of interpretation:

She will have a lover and this love will be very intensive.

Diagonal line of interpretation:

You will be used materially in love in the future.

My advice:

Do not lend any money to anybody.

*Solutions from the exercises
in part six*

*The following suggested solutions rise from
my personal experience and intuition.*

Quick look at the Tableau:

Is it important?

To look at the first card?

yes

Is it important?

To look at the last card?

yes

Is it important?

Is the card next to the questioner in the
Grand Tableau of any particular importance?

Yes

Is it important?

Is the card next to work, love, marriage, finance
in the Grand Tableau of any particular importance?

yes

Is it important?

To watch out for combinations?

Yes

*Additional Exercises and Extention
to part seven*

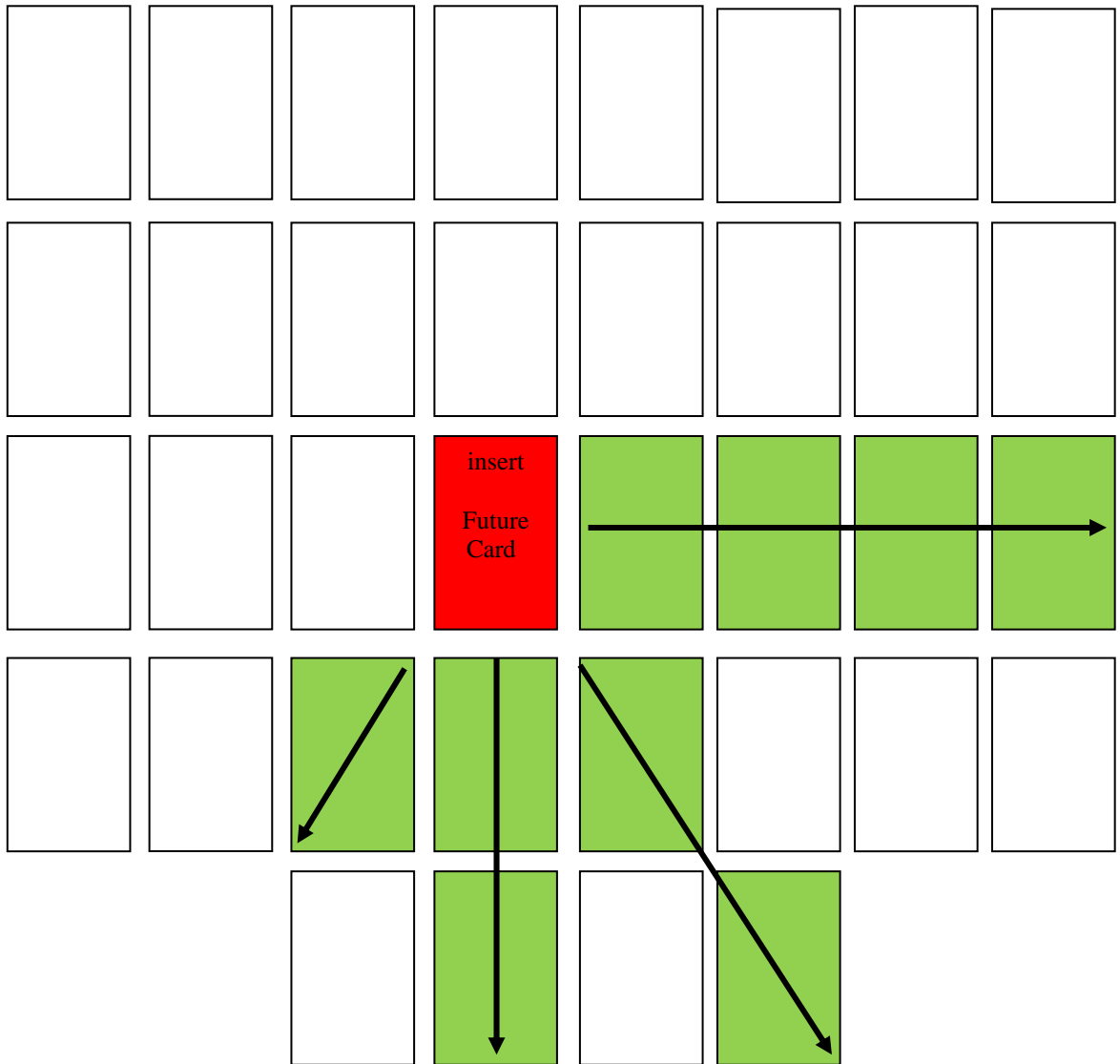
Let's revise the future with the future cards.

In part 7, picture 7, you have learned that you interpret the future card horizontally until a new future card appears, and from this point the cards show the extended future up to the horizontal line of interpretation.

Now we will also consider the diagonal, vertical and horizontal lines of interpretation considering the future.

See picture no 1

Diagonal, vertical and horizontal future



**We look into the near and the extended future
with the cards no 35 Anchor and no 26 Book**

no 26 Book ↓ ↘	no 14 Fox →	no 8 Coffin →	no 23 Rat →stopp	no 35 Anchor ↙↓↘→	no 21 Mounta in →	no 30 Sun →	no 2 Clover →
↓ no 22 Paths	↘ no 19 Tower		↙ no 17 Stork	↓ no 24 Heart	↘ no 9 Flowers		
		↘ ↙ no 4 House		↓ no 29 Woman			

This tableau belongs to a man

Your interpretation of the future
from **Book no 26**

horizontal

.....
.....

vertical

.....
.....

diagonal

.....
.....

And from **Anchor no 35**

horizontal

.....
.....

vertical

.....
.....

diagonal

.....
.....

diagonal

.....
.....

My interpretation

Book no 26 and no 35 Anchor
horizontal

In the future this man will have problems with his digestive system.

If he is not careful this illness might turn chronic.

stop
(from **no 35 Anchor** extended future)

*In the extended future *he will have problems (approximately for the next 2 years) after that everything will turn out alright.*

He will have to make clever decisions, and explore new areas, meaning he will decide to work in a domestic area.

Within 2 years he will experience great luck. He will move, and find love, this woman is his lucky strike.*

* As you can see, I have used the Anchor no 35 as a Future as well as a Time Card.

We look into the near and the extended future with the cards no 36 and no 5

							no 36 Future ↙
						↙ no 2 Clover	↓ no 11 Rod
					↙ no 12 Birds		↓ no 4 House
		no 8 Coffin ←	no 17 Stork ←	↙ no 15 Bear ←	no 5 Tree ←		

This tableau belongs to a woman

Your interpretation of the future

from **no 5 Tree**

horizontal right to left (only with a Future Card at the end)

.....

.....

and **Cross no 36**

vertical

.....

.....

diagonal

.....

.....

My interpretation

no 5 Tree and **no 36 Cross**
horizontal

*In the extended future this woman will have domestic problems, grief and trouble with her father **no 15 Bear**.*

It has to be somebody of the family because no 5 Tree is situated near by.

*There will be psychic strain **no 2 Clover** and **no 12 Birds** because this man will be ill, he will get problems with his stomach.*

*This illness will stay, because the card **no 8 Coffin** lies at the end.*

Last Remarks:

This is the end of this exercise book accompanying the seven step course of learning to laying the cards.

I hope you had a lot of fun and you received some interesting information.

If you want to extend or deepen your knowledge, maybe even laying cards as a profession, I recommend

the **Extended Course**, which is available in **German: Lehrbuch 5**, within our regular print department.

This Lehrbuch 5 contains the following topics:

- numerology for laying the cards with a year analysis
- small astrology for laying the cards
- Britta helps with experiences, advices, tips and tricks for beginning fortune tellers.

You can obtain the Lehrbuch 5 as usual via www.birka-verlag.de.

Keep having fun

Yours Britta

Self-study course in fortune-telling using the cards of Mlle. Lenormand

- 7-step self-study course
- easy to learn
- professional training
- full- or part-time

Britta's Professional 7-step self-study Course

Basic Course - Book I

Part one: Understanding the cards, a list of their meanings and easy combinations, exercises and solutions

Part two: Combining 3 and more cards, shuffling techniques, the Personality Cards and the Grand Tableau, exercises and solutions

Part three: Lines of interpretation in all directions, more combinations, exercises and solutions

Part four: Shuffling for other people, covering the Grand Tableau, important combinations and information, exercises and solutions

Follow-up Course - Book II

Part five: – *combinations* - Advanced „seeing“, combinations with every single card, important topics, exercises and solutions

Part six: - *Advanced seeing* - More examples on advanced combinations and lines, future cards with exercises and solutions

Part seven: - *time- and future cards* - exercises and suggested solutions and other ways of laying the cards

Practice Book

accompanying Manuals 1-7 giving the solutions as well as additional exercises and further information on important topics

Available in German and English