

Easy to learn Fortune-Telling

Using the cards of Madame Lenormand

Follow-up Course



*An advanced course to
the art of cartomancy*

By Britta Kienle

Author: Britta Kienle



Dear reader,

this book is a short introduction into the art of laying the cards. This art is very much depending on the personal intuition of the person practicing it. Every person has to find their own system of laying cards. This book can only offer a guideline. Therefore neither the author nor the publishers are to be held responsible for any misinterpretation made by using this book.

International Copyright by Brigitte Kienle,
Esslingen Germany.

Any copying of this course without written permission is illegal and legal action will be taken against any breach of these rules. Strictly no photo copying, translating, downloading, microfilming and reprinting on paper or any electronic devise.

©2001 by B. Kienle BriKa Verlag, Esslingen
www.brika-verlag.com
Brigitte Kienle
Tel: ++49 (0)711 316 64 66

Sources: Mlle. Lenormand Wahrsagekarten©AGM AGMüller
Neuhausen/Schweiz. Further reproduction not permitted
International Copyright by Brigitte Kienle, Esslingen Germany.
Britta's Fortune-Telling Cards

Part six contents:

1. What more can we see laying the cards?
2. Diagonal, vertical and horizontal lines of interpretation regarding
The past and the future
3. Lines of interpretation regarding the past and the future in connection
4. Interpreting the future line: no 25 Ring
5. Combinations on health and sickness
6. The seven step of laying cards
7. Test exercises for part 6

What more can we see laying the cards?

As you have certainly studied the Basic Course in laying the cards well, I would like to welcome you to part 6 of the Follow up course which will show you how to extend your knowledge and see more in your tableau.

In this volume we will pick up a number of examples from our Basic Course Part 3 and 4.

This should make the exercises easier for you.

With the help of these examples you will extend your knowledge and skills in reading the cards.

Diagonal, vertical and horizontal lines of interpretation regarding the past and the future

First of all you will learn to recognise the connections between the diagonal, vertical and horizontal lines of interpretation.

You will see how to read these lines in picture no 1.

As a rule you should start with the horizontal line of interpretation and then move on to the vertical one.

These are our main lines of interpretation.

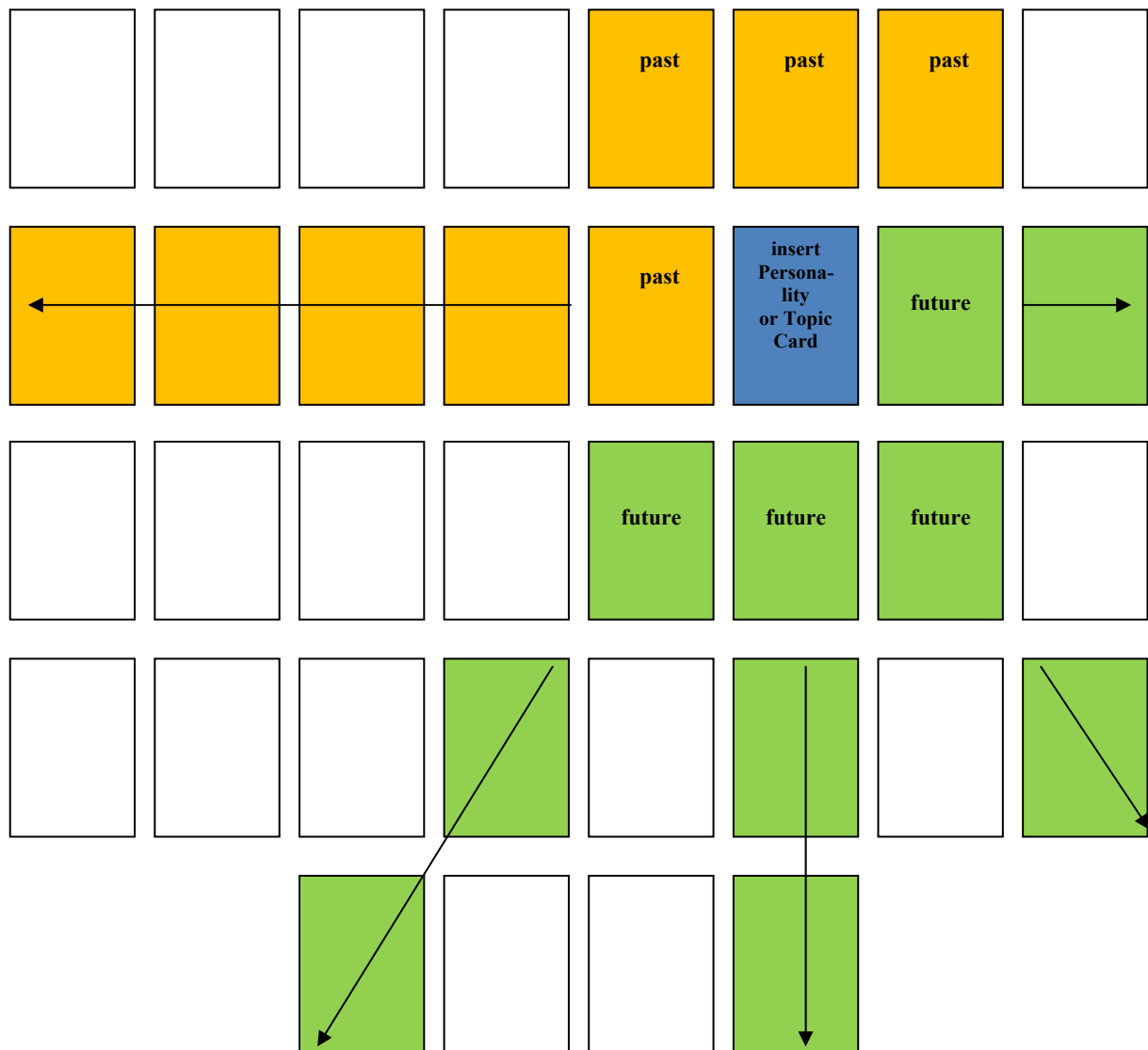
The matching diagonal lines of interpretation will show you some further possible outcomes.

These may contain both positive and negative information.

***As usual, let me wish you fun and success
with this volume!***

Diagonal, vertical and horizontal lines of interpretation regarding the past and the future

picture no 1



Please find an example taken from our Basic Course Part 4 on the next page.

Practice sheet: **no 34 Fish** - financial situation

In order to read the diagonal lines of interpretation in connection with the vertical and horizontal ones, we have to complete the example as shown in picture no 2.

Practice Sheet

Fish - financial situation

Taken from Basic Course Part 4,
so you can reconstruct it more easily.

picture no 2

					no 5 Tree		
					no 4 House ↑		
					no 23 Rat ↑		
no 31 Sun ←	no 9 Flowers ←	no 19 Tower ←	no 11 Rod ←	no 1 Rider ←	no 34 Fish	no 12 Birds →	no 6 Clouds →
					↓ no 2 Clover		

Lines of interpretation regarding the past and the future in connection

picture no 2

		no 10 Scythe ↖			no 5 Tree ↑		
			no 14 Fox ↖		no 4 House ↑		no 25 Ring ↗
				no 22 Paths ↖	no 23 Rat ↑	no 21 Mountain ↗	
no 31 Sun ←	no 9 Flowers ←	no 19 Tower ←	no 11 Rod ←	no 1 Rider ←	no 34 Fish	no 12 Birds →	no 6 Clouds →
				no 33 Key ↙	no 2 Clover ↓		

The customer's question regarding the Grand Tableau is to be:

*What can we say about the
financial situation?*

First of all we will look at the horizontal line, followed by the vertical one and finally the diagonal future.

The diagonal lines of interpretation always show mere possibilities.

My interpretation

For the ***past***:

This professionally very successful person got himself into financial difficulties when he decided to buy a house.

Unfortunately, this situation has affected his work and lead to trouble at the workplace.

Let me now look at the past in the **diagonal line of interpretation:**

Due to these difficulties this person's marriage has suffered.

Diplomatic decisions had to be made.

For the **future** in the **diagonal line of interpretation:**

Regarding **no 34 Fish** - *financial situation.*

The future could be influenced in a positive way by taking action and sorting a few things out.

(card **no 33 Key**) + (card **no 2 Clover**)

I.e.:

Money should be well spent and decisions well considered.

This way the matter could still be settled.

Exercises:

Please interpret the following exercises as before.

You will find my interpretation on the next page.

Please take a good look at picture no 3.

Now try to interpret the situation considering the future.

Interpreting the future line: no 25 Ring

picture no 3

				no 25 Ring	no 2 Clover →	no 32 Moon →	no 31 Sun →
			↙ no 9 Flowers	↓ no 11 Rod	↘ no 12 Birds		
		↙ no 4 House		↓ no 10 Scythe			

horizontal

.....
.....

vertical

.....
.....

diagonal left

.....
.....

diagonal right

.....
.....

Now combine this information to get a sensible interpretation.

.....

.....

.....

.....

.....

My interpretation

The following suggested solutions rise from my personal experience and intuition.

They represent a possible interpretation.

horizontal

This relationship is happy, emotional and positive.

vertical

*There will soon be some drastic problem disputes.
The relationship might fail.*

diagonal left

The relationship should be happy.

diagonal right

Both partners must work on this happiness.

Summary

The relationship is happy. Both partners must try to keep this happiness alive in their domestic area.

Constant quarrelling should be avoided as there is a possibility of breaking up.(divorce)

Exercise:

Please look at picture no 4.
Now try to interpret the situation considering the future.

horizontal

.....
.....

vertical

.....
.....

diagonal left

.....
.....

diagonal right

.....
.....

Now combine this information to get a sensible interpretation.

.....

.....

.....

.....

.....

Interpreting the future lines: no 25 Ring

picture no 4

				no 25 Ring	no 2 Clover →	no 32 Moon →	no 31 Sun →
			↙ no 16 Stars	↓ no 11 Rod	↘ no 22 Paths		
		↙ no 23 Rat		↓ no 10 Scythe			

My interpretation

horizontal:

This relationship is happy, emotional and positive.

vertical:

*There will soon be some rows.
The relationship might break apart.*

diagonal left:

This quarrelling will lead to sadness and depression.

diagonal right:

The partners will separate.

Summary:

The relationship is happy at this moment but there will soon be disputes which will lead to sadness and depression.

There is a great danger of breaking up unless those partners find a positive solution to their problems.

If you compare pictures no 3 and 4 you can see how easily the interpretation can be altered by only a few cards.

The combinations fall apart and the meaning might be a totally different one.

So please make sure you keep an open eye for combinations and see to it that you interpret them accordingly.

*Interpreting the future: no 25 Ring
divorce; yes or no?*

picture no 5

			no 25 Ring	no 2 Clover	no 12 Birds	no 22 Paths	no 10 Scythe
			no 16 Stars				
			no 23 Rat				

As this is a very important topic, allow me to repeat the following:

What can I say about a divorce

Please mind the combinations.

You will find out what is going on a lot faster, if you know your combinations well.

Once you have laid your Grand Tableau look out for your topic.

In this example:

The question is: ‘divorce yes or no?’

First of all look at the horizontal line of interpretation, followed by a look at the vertical and diagonal ones.

Please pay good attention to all lines of interpretation, i.e. the divorce should be seen two or three times in your tableau.

**Once you have done that,
check the tableau for combinations.**

This way you can make a statement straight away.

Remember that there may sometimes be no combinations at all!

At the beginning let us stick to the horizontal and vertical lines of interpretation seen in picture no 5.

Please look at the line of interpretation:
future:no 25 Ring

Horizontal:

Ring + Clover	<i>happiness</i>
Birds	<i>small troubles or sadness</i>
Paths	<i>separate or separation</i>
Scythe	<i>end</i>

So:
Ring + Scythe (comb.) divorce in the horizontal line.

Vertical:

Ring + Rat	<i>loss (comb.)</i>
Stars + Rat	<i>suffering, depression (comb.)</i>

So:
Ring + Stars + Rat loss of the marriage linked to suffering in the vertical line.

***Remember to take your time, when reading the cards.
It is worth it.***

I might repeat myself a couple of times in this chapter, but this is due to the fact that certain things cannot be repeated too often.

Divorce is a subject that must be handled with great care!

***for reading the cards also involves
a great deal of responsibility***

As combinations are of such great importance, I will give you some more examples .

Please look at pictures 6, 7 and 8.

Combinations on health and sickness

3 different possible ways: horizontal

picture no 6

			no 12 Birds	no 2 Clover	no 8 Coffin		

Please interpret picture no 6

Horizontal line of interpretation

.....

.....

.....

My interpretation of picture no 6

Horizontal line of interpretation

Headache, resulting from stress.

**(no 2 Clover is situated in between
no 12 Birds and no 8 Coffin)**

Combinations on health and sickness vertical

picture no 7

							no 12 Birds
							no 8 Coffin
							no 2 Clover

Please interpret picture no 7

Vertical line of interpretation

.....

.....

.....

My interpretation of picture no 7

Vertical line of interpretation

Temporary headache, common cold.

*(card no 2 Clover following the
sickness card no 8 Coffin suggests a happy ending
and recovery!)*

Combinations on health and sickness diagonal/horizontal/vertical

picture no 8

		no 12 Birds ↓↓					
		↓ no 23 Rat	↘ no 8 Coffin				

Please interpret picture no 8

Diagonal/horizontal/vertical
line of interpretation

.....

.....

.....

My interpretation of picture 8

Horizontal, vertical, diagonal line of interpretation

no12 Birds/ no 8 Coffin / no 23 Rat
(touching each other)
Terrible headache or migraine.

Example: combinations Sickness

3 different possible ways horizontal, vertical and diagonal

picture no 9

					no 29 Woman	no 23 Rat	
					no 8 Coffin		
no 28 Man	no 33 Key						no 15 Bear
no 36 Cross	no 8 Coffin					no 16 Stars	no 23 Rat
					no 8 Coffin		

This is a little more difficult now, but by now you should be advanced enough to interpret even a tricky situation like picture no 9!

1st Interpretation

.....

.....

.....

2nd Interpretation

.....

.....

.....

3rd Interpretation

.....

.....

.....

My interpretation of picture 9***1st Interpretation***

no 29 Woman + **no 23 Rat** = *fear*
no 23 Rat + **no 8 Coffin** = *digestive system*

*This Woman is worried and feels ill.
 (no 2 Clover and the sickness cards no 23 Rat and
 no 8 Coffin),
 she has also got problems with her digestive system.*

2nd Interpretation

no 28 Man + **no 8 Coffin** = *feeling ill*
no 36 Cross + **no 8 Coffin** = *pain in the back*
no 33 Key + **no 8 Coffin** = *pain in the joints*

*This man is feeling ill.
 He suffers from pains in his back and joints.*

3rd Interpretation

no 15 Bear + **no 23 Rat** = *fear, worries*
no 16 Stars + **no 8 Coffin** = *depression*
no 16 Stars + **no 23 Rat** = *danger of addiction*

*This man is very depressed and on the verge of
 becoming addicted to something.*

The seven steps of laying cards

Please do not forget to take all lines of interpretation into consideration and keep an eye on the possible outcomes at the same time.

Once you have laid your Grand Tableau:

1. Take a look at the very first card. This is the topic of the moment.
2. Look for the questioner or yourself in your Tableau. Look at the **present situation**.
3. Then look at the questioner or yourself.
 - Interpret the horizontal line of interpretation.
 - Interpret the vertical line of interpretation.
 - Interpret the diagonal line of interpretation on the right.
 - Interpret the diagonal line of interpretation on the left.
4. Continue with this system until you have interpreted every subject which might interest you or the customer.
5. Then remove every fifth card from your tableau.
6. Shuffle, pick and cover each interesting subject with one of the 7 cards removed.
7. Interpret each topic card in connection with the card on top to get additional information.

Test exercises for part 6

Is it important to look at the very first card?

yes.....no.....

Is it important to look at the last card?

yes.....no.....

Is it important, which card is situated next to the questioner in your Grand Tableau?

yes..... no.....

Is it important, which card is situated next to love, work, marriage, financial situation etc. in the Grand Tableau?

yes..... no.....

Is it important?

To mind combinations?

yes.....no.....

Last Remarks:

Dear reader,

As you can see, combinations are an important part of laying the cards. They are vital to a correct interpretation of the cards.

Please watch your tableau carefully and concentrate on the combinations in particular!

So don't be afraid when reading the cards.

Yours Britta

Part five contents:

1. Combinations with Rat and Coffin
2. Ringcombinations
3. Heart Combinations
4. Tower Combinations
5. Fish Combinations
6. Other important combinations
7. What are Combinations?

And how can I spot them in the Grand Tableau?

8. Example combinations
9. Test exercises

Combinations with Rat and Coffin

In this chapter we're going to approach a tricky field of interpretation: the so called negative or sickness cards.

No 8 Coffin as well as the card **no 23 Rat** are indicators for negative feelings, negative incidents or even sickness of some kind.

Depending on the combination of the cards you can even read the type of sickness or upcoming event.

But as it is a dangerous business to get out in the open with such information you have to be really careful dealing with customers in this field.

Please don't ever try to give a specified answer to such questions as 'Will I get cancer?' You are no physician and therefore you shouldn't even attempt to engage in this field.

You should however try to warn you customer that some kind of health problem is bothering them. But make sure you tell them to visit a proper doctor for further medical diagnosis.

Another piece of advice:

Please make sure you are very firm in this kind of interpretation before you attempt to tell your customers anything about this kind of health problems. It is your responsibility to warn your customers but you can cause a lot of personal trouble by involuntarily scaring a customer with a sickness that they might not have just because you misinterpreted the tableau.

Sicknesses are indicated by the following cards:
no 8 Coffin and **no 23 Rat** .

The cards can appear in horizontal, vertical
and vertical lines of interpretation.

They need only be connected to each other in
some way.

no 1 Rider
no 8 Coffin

Fear of contact
Sore throat
Bronch

no 2 Clover
no 8 Coffin

Loneliness
Nerves

no 3 Ship
no 8 Coffin

Travelsickness

no 4 House
no 8 Coffin

Unhealthy environment
at home

no 5 Tree
no 8 Coffin

Immune system
Fear of life

no 6 Clouds
no 8 Coffin

Eyes
Circulation

no 9 Flowers
no 8 Coffin

Allergies

no 10 Scythe
no 8 Coffin

Caution: Sudden Illness,
Cut,
Operation

no 23 Rat
no 10 Scythe
no 8 Coffin

Caution: Upset Stomach,
Indigestion,
Probable operation

Do not worry too much!

If these combinations are followed by a positive card such as no 31 Sun, everything can still be alright in the end!

no 11 Rod
no 8 Coffin

Liver
Gall

no 12 Birds
no 8 Coffin

Headache

no 23 Rat
no 12 Birds
no 8 Coffin

Migraine

no 12 Birds
no 23 Rat

Too many bad thoughts
causing an upset stomach

no 14 Fox
no 8 Coffin

Chronic illnesses

no 23 Rat
no 14 Fox
no 8 Coffin

Chronically upset stomach.
Danger of cancer,
Indigestion or diarrhoea.

no 16 Stars
no 8 Coffin

Depression, psyche, tears
Caution: Danger of
addiction

no 17 Stork
no 8 Coffin

Feet, legs

no 21 Mountain
no 8 Coffin

You feel weak and exhausted,
everything just seems to be
more than you can take.

no 22 Path
no 8 Coffin

Stress

no 23 Rat
no 22 Path
no 8 Coffin

Fear of new paths (decisions)
which will make you ill.

no 22 Weg
no 23 Rat

Decisions, new paths
leading to loss and fear.

no 23 Rat
no 8 Coffin

Problems with stomach,
digestive system.

no 24 Heart
no 8 Coffin

*Circulation, Blood pressure
heart*

no 10 Scythe
no 24 Heart
no 8 Coffin

*Caution: sudden danger,
heart, circulation,
prob. operation*

no 25 Ring
Card no 8 Coffin

Kidneys, bladder

no 27 Letter
no 8 Coffin

*Prescription,
Transfer, etc.*

no 30 Lilly
no .8 Coffin

*Nerves,
Abdomen,
Prostate*

no 31 Sun
no 8 Coffin

*Menopause,
Dizziness caused by hot
weather*

no 32 Moon
no 8 Coffin

Trouble sleep
Psychic illness

no 33 Key
no 8 Coffin

Rheumatism, Sinues,
Muscles or joints

no 34 Fish
no 8 Coffin

Caution: Mind your diet!

no 35 Anchor
no 8 Coffin

Fear of deep water,
Veins

no 36 Cross
no 8 Coffin

Fear of the future
Pain in the back

Ringcombinations

If you want to know more about relationships you will have to watch out for combinations with the card no 25 Ring.

But remember just like the previous combinations the cards do not necessarily touch – they just have to be in one line of interpretation.

no 36 Cross
no 25 Ring

New marriage

no 5 Tree
no 25 Ring

You will experience a new marriage.

no 25 Ring
no 17 Stork

A change in the marriage.

no 25 Ring
no 22 Paths

Separate ways (Separation)

no 25 Ring
no 17 Stork
no 10 Scythe

Change, followed by divorce.

no 25 Ring
no 17 Stork
no 23 Rat

Change, followed by divorce.

no 25 Ring
no 16 Stars
no 23 Rat

You will suffer in your marriage, until you have lost your fear of separating (divorce).

no 25 Ring
no 8 Coffin

Your marriage is making you ill

but:

no 25 Ring
no 8 Coffin

Important: should no 8 be the last card in your line of interpretation, this marriage will last until death parts you!

no 25 Ring
no 11 Rod

marital row

no 25 Ring
no 11 Rod
no 33 Key

Dispute, fighting, homicide

**no 29 Woman and
no 28 Man (the questioner)
no 25 Ring
no 9 Flowers**

*Wedding,
Living together*

**no 29 Woman and
no 28 Man (the questioner)
no 34 Fish
no 27 Letter
no 25 Ring**

*Marriage contract before the
wedding.*

Heart Combinations

If you wish to find out more about the topic of love and it's aspects you combinations will involve the card **no 24 Heart**.

no 23 Rat
no 24 Heart

*A new love after a
disappointment*

no 28 Man
no 24 Heart
no 11 Rod

This man is very jealous

no 15 Bear (or no 18 Dog)
no 24 Heart
no 33 Key

Lover of no 29 Woman

no 18 Dog (or no 15 Bear)
no 24 Heart
no 16 Stars
no 31 Key

Romantic love

no 24 Heart
no 14 Fox
no 23 Rat

*You will be betrayed
in love.*

no 34 Fish
no 24 Heart
no 23 Rat

*You will be used materially
in love.*

no 24 Heart
no 6 Clouds
no 14 Fox

*Unclarities, ambiguities and
lies in love.*

Tower Combinations

Work can be an important issue when asking the cards. To gain more knowledge about that topic you might want to check the Grand Tableau for the following combinations.

no 19 Tower
no 27 Letter
no 24 Heart

Application or promotion

no 19 Tower
no 3 Ship
no 33 Key

Business trips

no 19 Tower
no 4 House
no 33 Key

*Profession concerning
property*

Personality Card
no 19 Tower
no 8 Coffin
no 34 Fish

Pensioneer

no 19 Tower
no 10 Scythe

Finishing work

Personality Card

no 19 Tower
no 14 Fox
no 3 Ship

*A person trying to sneak
out of work.*

no 19 Tower
no 16 Stars
no 20 Park
no 33 Key

*Waiter/waitress, Chef or
Chambermaid.*

no 19 Tower
no 16 Stars

*Fortune telling, Astrology,
also Musician, Artist.*

no 19 Tower
no 20 Park
no 34 Fish

*Bank (with Fox:
revenue office)*

no 19 Tower
no 26 Book
no 33 Key

Academic profession

no 19 Tower
no 26 Book
no 23 Rat

*You must broaden your
knowledge before ...*

no 19 Tower
no 27 Letter

Office work, writing, fax, ...

Fish Combinations

Money makes the world go round. And that's the reason you should be aware of these combinations dealing with finances.

Personality Card

no 1 Rider

no 34 Fish

Somebody who likes to talk about money.

no 34 Fish

no 6 Clouds

Keep an eye on your money!

Personality Card

no 34 Fish

no 8 Coffin

no 23 Rat

Keep an eye on your heritage!

no 9 Flowers

no 34 Fish

A lucky hand with money, maybe a prize.

no 23 Rat
no 34 Fish
no 11 Rod
no 33 Key

Trouble because of debts.

no 34 Fish
no 14 Fox
no 23 Rat

Fraud

no 16 Stars
no 34 Fish
no 9 Flowers

You will win a great deal of money, either in a lottery or thanks to your intuition.

no 27 Letter
no 34 Fish
no 23 Rat

*Be careful when signing contracts!
Danger of great loss!*

no 34 Fish
no 27 Letter
no 14 Fox
no 23 Rat

Massive frau (contracts)

no 26 Book
no 34 Fish

Secret money

no 26 Book
no 35 Anchor
no 34 Fish

Secret money abroad.

no 34 Fish
no 32 Moon
no 33 Key

Work in the evening.

no 36 Cross
no 34 Fish

Future money

Other important combinations

In my long working experience I found that some combinations can be rather specific and very precise. These combinations should be kept in mind!

no 17 Stork
no 33 Key
no 11 Rod
no 8 Coffin

Drive carefully!

no 11 Rod
no 19 Tower
no 20 Park
no 23 Rat

Caution! You might end up in prison!

no 10 Scythe
no 14 Fox
no 30 Lilly
no 33 Key

Rape

no 11 Rod
Personality Card
no 14 Fox

Gossip

no 17 Stork
no 30 Lilly
no 13 Child
no 33 Key

Pregnancy

no 11 Rod
no 20 Park
no 27 Letter

Official letter, Fine.

no 14 Fox
no 23 Rat

Theft

no 10 Scythe
no 11 Rod
no 14 Fox
no 23 Rat

*Caution! Theft and burglar,
loss of something important.*

no 10 Scythe
no 14 Fox
no 23 Rat

Sudden loss - watch out!

no 19 Tower
no 20 Park
no 34 Fish

Bank

no 19 Tower
no 20 Park
no 34 Fish
no 14 Fox

Revenue office

no 19 Tower
no 20 Park
no 13 Child

Youth office

no 19 Tower
no 20 Park
no 11 Rod

Court

no 19 Tower
no 20 Park
no 30 Lilly

Welfare

***What are Combinations?
And how can I spot them in the
Grand Tableau?***

Combinations are constellations of two to four cards which carry a certain meaning.

In your tableau these cards can either be situated side by side but there may also be a few cards lying in between.

Please do not forget!

These cards may also be spread over the vertical, horizontal and diagonal lines of interpretation. They must only touch each other in some way or other.

Let me give you a number of examples:

Please take a look at the example combinations and try to find an interpretation of your own!

Don't be afraid! Once you have learned your cards well it will not be too difficult for you to spot and interpret these Combinations!

Let your intuition guide you!

Example combinations

Combination 1

What can we say to this person moving house?

no17/4 (Combination)

picture 1

			no 17 Stork	no 34 Fish	no 21 Mounta in	no 4 House	no 31 Sun

Your interpretation of picture 1

Horizontal line of interpretation

.....

.....

.....

My interpretation

- Picture 1 -

This translocation will not be easy, as there are considerable financial difficulties. Once the person in question has moved house there is more than just one silver lining in the clouds. The person should not hesitate to move.

You see: even if the cards are further apart you can still interpret them together in a combination as long as they are situated in the same line of interpretation.

The cards between the combination are hints to reasons or circumstances connected to the combinations.

Combination 2
What can we say about a person moving house?
no17/4 (Combination)

picture 2

		no 17 Stork					
		no 4 House					
		no 23 Rat					
		no 11 Rod					

Your interpretation of picture 2

Vertical line of interpretation

.....

.....

.....

My interpretation

- *Picture 1a* -

*After moving house there will be a loss
(no 23 Rat) and quarrels (no 11 Rod)
awaiting you.*

Your interpretation of picture 3

Vertical line of interpretation

.....

.....

.....

My interpretation

- Picture 3 -

The customer's question was: 'Will I move house?'

This question can be easily answered with an affirmative: 'Yes, you will move house.'

*The diagonal combination of **no 4 House** and **no 17 Stork** are a clear indication of that.*

Combination 4

Fish (money)

3 Combinations in one line of interpretation

picture 4

			no 34 Fish ↓				
				↓ no 6 Clouds			
					↓ no 21 Mountain		
						↓ no 23 Rat	

Your interpretation of picture 4

.....

.....

.....

.....

My interpretation

- Picture 2 -

no 34 Fish + no 6 Clouds = *loss of money*

no 34 Fish + no 21 Mountain = *financial difficulties*

no 34 Fish + no 23 Rat = *loss of money*

*Keep an eye on your financial situation!
Otherwise you will be in great difficulties
or even lose your money!
You might also never get back the money
you will lend to other people!*

Test exercises

no 6 Clouds + no 8 Coffin

.....

no 25 Ring + no 8 Coffin

.....

no 12 Birds + no 23 Rat

.....

no 36 Cross + no 8 Coffin

.....

no 10 Scythe + no 14 Fox + no 23 Rat

.....

.....

no28 Man + no13 Child + no24 Heart + no31 Key

.....

.....

no 28 Man + no 29 Woman + no 24 Heart + no 11 Rod

.....
.....

no 19 Tower + no 27 Letter + no 2 Clover

.....
.....

no 9 Flowers + no 34 Fish

.....
.....

Last Remarks:

Dear reader,

As you can see, combinations are an important part of laying the cards. But with a little intuition they are also rather easy to learn!

Yours Britta

Part seven

The diagonal lines of interpretation – advanced exercises to the Grand Tableau

Let us now take the matter one step further:

This will enable you to read a good deal more in your tableau. The ways of reading described as follows are just extensions to the ways you already know.

They should be applied when the statements or information taken from your Grand Tableau are not sufficient for you.

In the my Basic Course to Reading the Cards Part four, we have talked about the method of finding information in a direction not as closely connected as usual in the vertical or horizontal line of interpretation.

This information which does not appear in direct order, is never more than a mere extension to the information which can be taken from the horizontal and vertical lines.

I.e.:

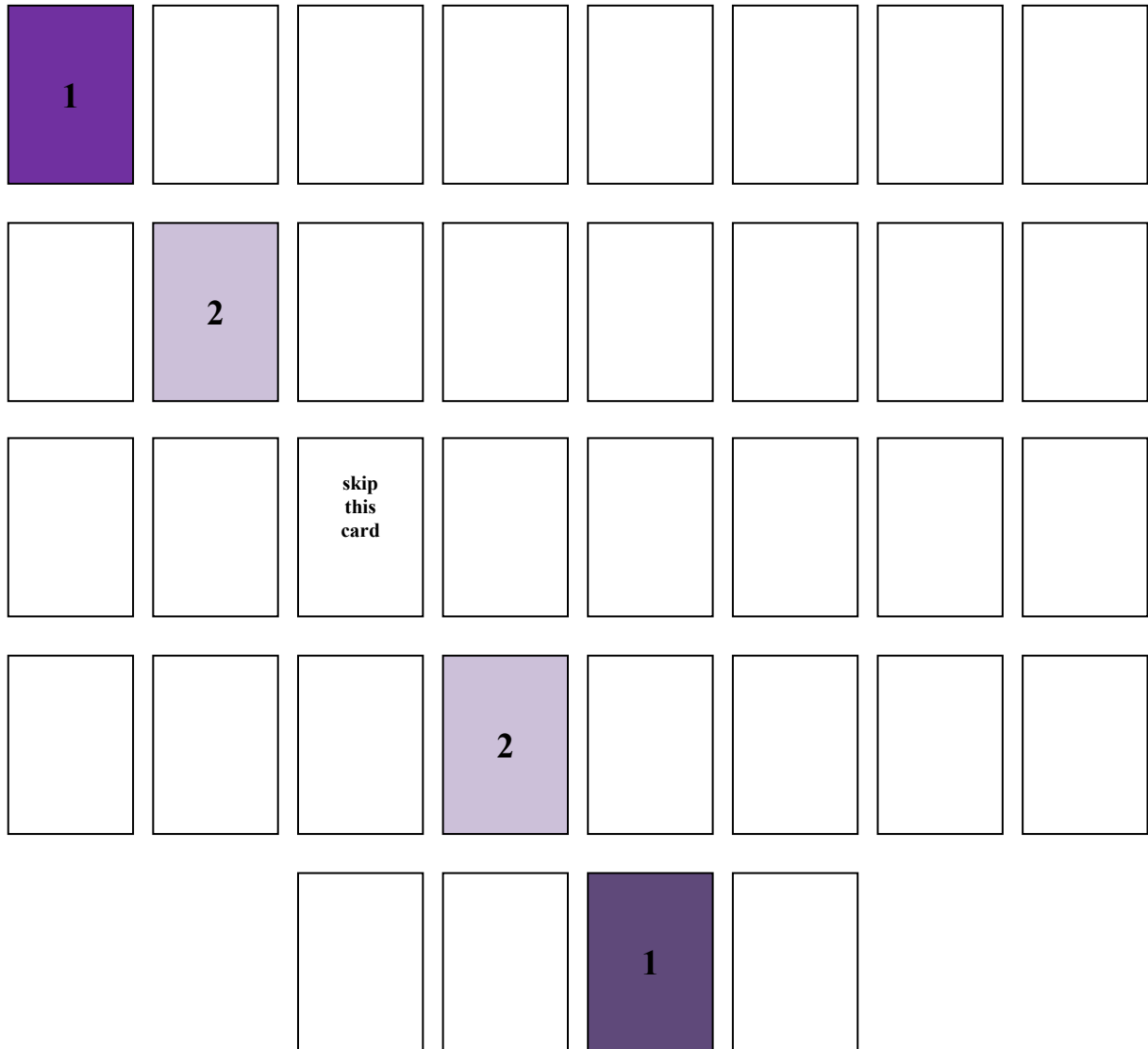
You may find some additional information from your tableau.

This should only be done should the existing information not be satisfactory and only if the additional interpretation matches the one you already have.

***This is all about your intuition
and tact.***


Reading the cards: diagonal line

picture no 1



Reading the cards: diagonal line

picture no 2



Time Cards

Time cards indicate a limited length or period of time.

Before we start with the exercises on the Time Cards, I would like to explain how I got to the statements made by the individual cards.

I have been working with my cards for many years now and experience has proved that certain cards keep appearing in certain combinations over and over again.

no 2 Clover Leaf – *small happiness*

for example has always been connected to events that happened soon after my laying the cards.

So it must be defined as

soon, 2 hrs., 2 days, 2 weeks, 2 months

depending on the rest of the information given by the tableau.

These are things you must experience for yourself before you can let your intuition flow into your very own definition of your cards.

You may well happen to interpret certain cards totally differently from the way I would, depending on the other cards surrounding your chosen topic.

As for me, I must say that I have always been able to use my time cards well, but this involves keeping an eye on the whole matter over a lengthy period of time, in order to see if my chosen interpretation proves itself correct in the end.

Interpretations of the kind should only be made if you feel good about doing so and if the interpretation matches the rest of the tableau.

If this is not the case, I would advise you to skip the whole operation and not make any statements about duration or time.

The Time Cards – an Overview



no 2 Clover Leaf

soon
2 hours
2 days
2 weeks





no 10 Scythe

suddenly
unexpected




no 32 Moon

afternoon
evening
night



no 31 Sun

day
summer



no 35 Anchor

will take time

Exercises on the Time Cards

As mentioned above, there are no strict rules on how to interpret, the Time Cards.

In the examples below I can merely explain my personal experience with certain cards.

Your own intuition will most probably allow some other, different interpretations as well.

These things all depend on your experience.

Always listen to your inner voice.

By the way:

I only read Time Cards *horizontally*.
Never in *vertical or diagonal direction*.

Here's your first example:

no 2 Clover Leaf *soon, 2 hours, 2 days,
2 weeks*

The cards displayed are as follows:

no 4 House + no 27 Letter + no 2 Clover Leaf

My interpretation

There will soon be a positive message at home.

or alternatively:

There will be a positive message at home in no later than two weeks.

As you can see, there is more than one way to involve the Time Card in your interpretation.

Future Cards

Basically there are four cards which are defined as Future Cards.

These are:

- no 5 Tree**
- no 26 Book**
- no 35 Anchor**
- no 36 Cross**

Please make sure you concentrate well on your Future Cards

You always read a line up to the Future Card, stop and interpret the future to the right until you have reached the very last card of the line.

The meanings of the Future Cards




no 5 Tree

...will come or be for certain




no 26 Book

...is not yet ready
...will come but we
cannot say when

**no 35 Anchor**

...will come in about
two years

**no 36 Cross**

...will come at some time
in the future

The interpretations of the various Future Cards in connection should be practised with the help of the following examples.

Let us use the example from Part 3, for practice.

no 24 Heart	no 6 Clouds	no 12 Birds	no 28 Man	no 32 Moon	no 21 Moun tain	no 3 Ship	no 31 Sun
----------------	----------------	----------------	--------------	---------------	-----------------------	--------------	--------------

My interpretation

There are some unclarities, ambiguities and sadness in love with your partner.

The partner's emotions are blocked.

Undertaking a small journey would be a very good idea and have a very positive effect on the relationship.

As you can see, in the following example the **Future Card no 5 Tree** and the Time Card **no 2 Clover Leaf** appear in line.

Let us now interpret this line:

Please position the line of cards from Part 3, next to yourself.

no 24 Heart	no 6 Clouds	no 12 Birds	no 28 Man	no 5 Tree	no 2 Clover Leaf	no 3 Ship	no 31 Sun
----------------	----------------	----------------	--------------	--------------	------------------------	--------------	--------------

My interpretation:

There are some unclarities and ambiguities as well as sadness in this person's love life.

No 5 Tree resembles the partner.

Please remember to stop when you have approached the Future Card no 5.

Starting from here we can now look right into the future.

You could now interpret as follows:

You will definitely travel south soon.

or

You will soon go on a journey which will be very nice.

or

You will definitely go on a journey soon (future).

This will be in the summer and should definitely be done as this trip will certainly have a very positive effect on you.

Please note that card **no 2 Clover Leaf** is also a Time Card.

As a Time Card it means: *soon...*

The same goes for the card **no 31 Sun**.

As a Time Card it means: *summer*.

You can see from these examples how differently the individual cards may be seen and interpreted.

In order to interpret the cards in the “right” way, you will need a lot of practice.

Please remember to listen to your inner voice.
Your intuition will contribute to your success!

Future Card exercises

example: card no 26 Book

no 24 Heart	no 6	no 12 Birds	no 28 Man	no 26 Book	no 21 Moun tain	no 3 Ship	no 31 Sun
----------------	------	----------------	--------------	---------------	-----------------------	--------------	--------------

We will use the **Future Card no 26 Book**:

There are some unclarities and ambiguities as well as sadness in this person's love life.

No 28 Man resembles the partner.

stop

(for we have reached the Future Card)

Starting from here we will interpret further into the **future**:

*The **future** is not yet ready to be talked about, i.e. we do not yet now when.*

But this person will certainly travel a lot in the future.

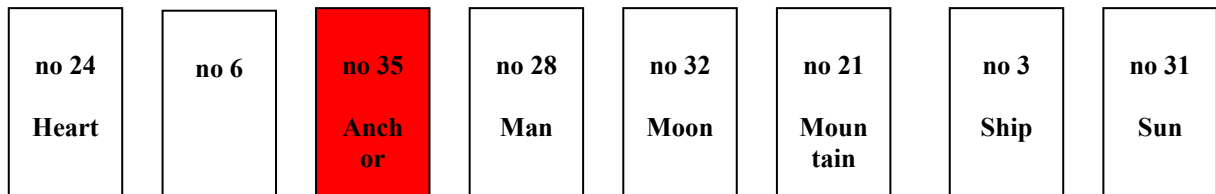
*The journeys will be undertaken in the **south**.*

or

*The journeys will take place in the **summer**.*

Future Card

example: card no 35 Anchor



Again we interpret up to the **Future Card no 35 Anchor**:

There are some unclarities and ambiguities in love.

stop

(for we have arrived at the **Future Card**)

Starting from here we will interpret further into the **future**:

*In the **future** there will be an emotional Man
(who could also be karmically connected to you).*

*You will meet him on a journey in the **south**.*

or

*You will meet him in the **summer**.*

Future Card

example: card no 36 Cross

no 24 Heart	no 6	no 12 Birds	no 28 Man	no 36 Cross	no 21 Moun tain	no 3 Ship	no 31 Sun
-----------------------	------	-----------------------	---------------------	-----------------------	-------------------------------	---------------------	---------------------

As before we interpret our way up to the **Future Card no 36 Cross:**

There are some unclarities and ambiguities and also some sadness in love with your partner.

stop
(for we have reached the Future Card)

Starting from here we will interpret further into the **future:**

.....

.....

.....

My interpretation:

In the future there will be some more additional burdens.

Undertaking a short journey would be a very good idea.

You will certainly like it (no 31 Sun; positive card).

or

The short journey will be taken in the summer.

We have now covered all the Future Cards.

A small tip:

Please look out for the possible future connotation in these future cards and check your interpretation to make sure that you've covered them in your reading of a topic.

Future Cards in the Grand Tableau

picture no 3

no 33 Key	no 31 Sun	no 30 Lilly	no 16 Stars	no 27 Letter	no 3 Ship	no 11 Rod	no 29 Woman	
no 21 Mounta in	no 20 Park	no 32 Moon	no 13 Child	no 28 Man	no 26 Book	no 8 Coffin	no 23 Rat	Stop
no 5 Tree	no 25 Ring	no 17 Stork	no 36 Cross	no 34 Fish	no 9 Flowers	no 19 Tower	no 4 House	Stop *
no 15 Bear	no 14 Fox	no 10 Scythe	no 1 Rider	no 7 Snake	no 24 love	no 18 Dog	no 12 Birds	
		no 6 Clouds	no 35 Anchor	no 22 Paths	no 2 Clover Leaf			Stop

* extended future

We have now got to know the different **Future Cards** with the help of various examples.

Let us now include them in the Grand Tableau.

With the help of picture no 3 we will then interpret the **Future Cards** in particular.

In line two we can see the **Future Card no 26 Book**:
It is not yet ready to be talked about, i.e. the when and where are still unknown.

If we read on in the **future (no 26 Book being a Future Card)** we can see that:

There will be some problems with the digestive system soon.

When exactly this is going to happen we can not yet say.

There is, however, still a good chance to avoid the problem altogether.

stop

In the third line the **Future Card no 5 Tree** appears right at the beginning.

This means that the whole line will have to be interpreted in the **future**.

We can read that:

The marriage will certainly change in the future.

stop

(because of the next **Future Card no 36 Cross**)

Should this constellation appear, we must talk of the **extended future**.

We can therefore read for the **extended future**:

You will have a rather lucky hand with money in the extended future.

This will result from success at work and it can also effect other areas very positively.

In line 5 we can find **no 35 Anchor**.

*You will try out new things in the future.
These will bring you luck.*

Another way of laying the cards

Now let me show you two more ways of laying the cards.

The first one can be used whenever you are not fully satisfied with the statements made with the help of the Grand Tableau.

The second one can be used at any time and is a totally independent way of displaying and looking at the cards.

Now to the *first extended way of reading*, arising from the Grand Tableau.

You have already learned how to extract seven cards from the tableau in order to interpret a particular situation in Part 4, page 24, picture 6.

***In case the statements are
insufficient:***

1. Remove the 7 pairs (the extracted and covered ones) from the tableau.
- 2) Position the Personality Card in front of yourself.
- 3) Shuffle the remaining 13 cards.
- 4) Position the 13 cards in front of you in a delta shape.
- 5) Place the 4 cards picked **one at a time** around the Personality Card as shown in picture no 4.
- 6) Position the 1st card on top of the Personality Card.
- 7) Position the 2nd card below the Personality Card.
- 8) Position the 3rd card left next to the Personality Card.
- 9) Position the 4th card right next to the Personality Card.
- 10) Now interpret these 4 cards in connection with the Personality Card.

In case you are still looking for more information, you may pick another seven cards from the nine remaining ones positioned in front of you and place them next to the cards you have already turned, as shown in picture no 4.

This will help you to interpret the cards you have already examined a little further.

Keep the 13th card.

This card refers **directly to the Personality Card**.

You can now interpret these two cards in connection.

In case you are more interested in a topic which has nothing to do with the Personality Card, you can of course pick the card in question and position it next to you as well instead of the PC.

You can now interpret them as before.

The tableau now displayed could be interpreted as follows:

1) on top of the Personality Card:

What is on my/his/her mind?

below the Personality Card:

What does my subconscious tell me?

left next to the Personality Card:

The action was completed in the past but it still has a dramatic effect on the present.

2. right next to the Personality Card:

What will happen?

What should I watch out for?

These extensions to the Grand Tableau will help you to read even more in your cards.

This will enable you to interpret your tableau as a whole.

Important

I have already presented various combinations (i.e. constellations of cards) in my Basic Course in Laying the Cards.

My Advanced Course Books, especially part five, has deepened the knowledge on combinations on **no 24 Heart, no 25 Ring, no 19 Tower, no 34 Fish** and **no 8 Coffin**, as well as everyday **situations no 23 Rat**.

Please keep the combinations and lines of interpretation in mind!

This applies to all methods of rediving the cards!

And they are easily forgotten!

Tip:

Always position the chart of combinations right next to you!

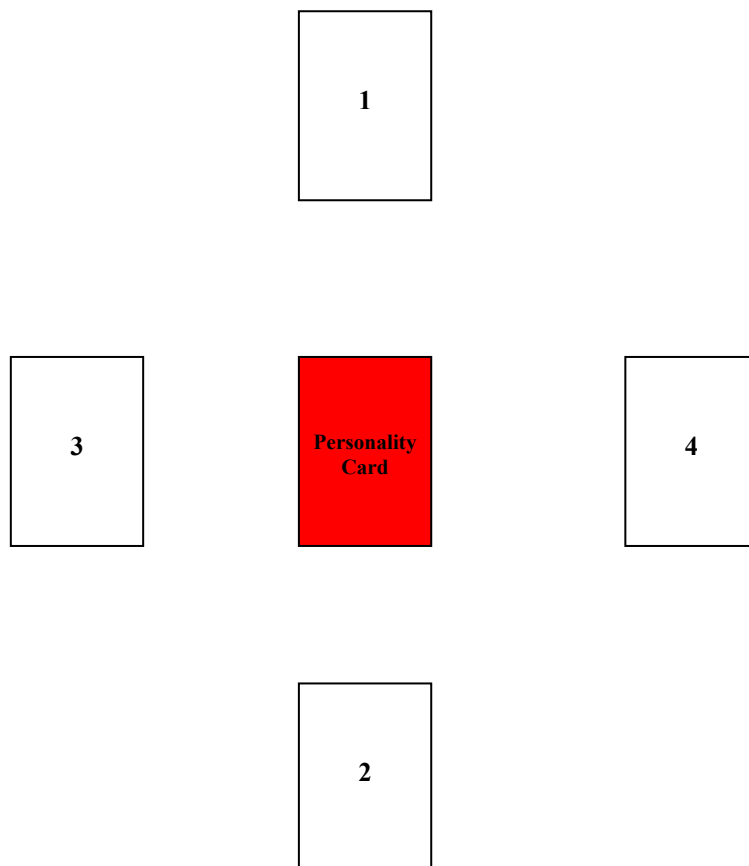
The Grand Tableau

picture no 4

				re- move			
	re- move					re- move	
			re- move				
re- move					re- move		
				re- move			

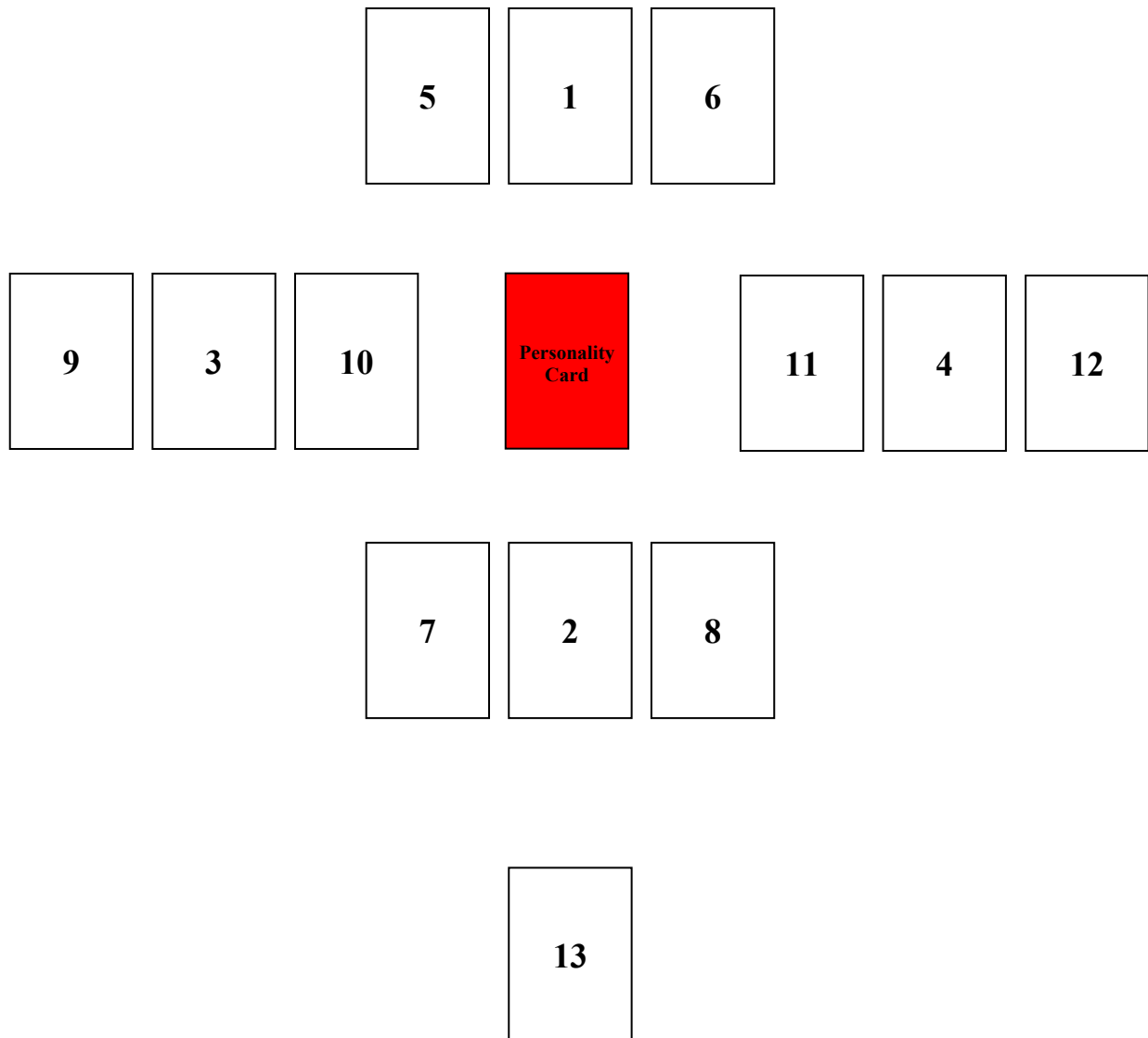
Another way of laying the cards

picture no 5



Another way of laying the cards

picture no 6



Picture no 5 and 6 show you a totally new *way of laying the cards*.

Here the **order of** the cards displayed is exceptionally important.

The numbers in the pictures refer to this order in which you have to display and turn your cards.

These numbers **do not** refer to the numbers of the cards!

You should **always** start by positioning the Personality Card in the middle.

Shuffle the remaining cards and display them in a delta shape.


Then pick one card at a time and place them as shown in picture no 6.

1. The 1st 3 cards: What is happening?
What has just happened?
2. The 4th card: What is approaching to me?
3. The 5th card: What happens in the domestic area?
4. The 6th card: What about happiness?
5. The 7th card: What must I watch out for?
6. The 8th card: What is still unknown?
7. The 9th card: What is still to come?
8. Now position the cards no 10 to 16 next to the cards you have already displayed before, as shown in picture no 7, in the order mentioned.
9. This will provide you with additional information regarding the questions 1 to 7 above.
10. Further information can be obtained by placing the cards No 17 to 23 next to the cards 10 to 16 again.
(order: see picture no 7)

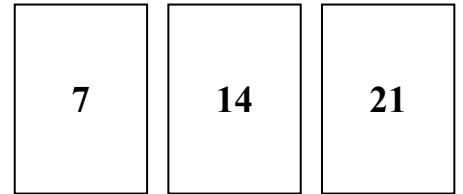

11. Should that answer still not be sufficient for you,
you can get some further information, by picking
another seven cards and positioning them below the
topic in question in the order given, 24 – 30.(see
Picture no 11)

Another method of laying the cards

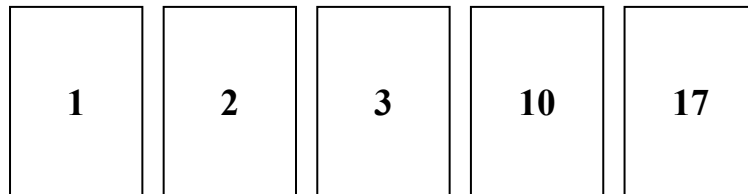
picture no 7




*Happi
ness*




Mind




What is or has just been happening?




In the House



What I do not know yet?



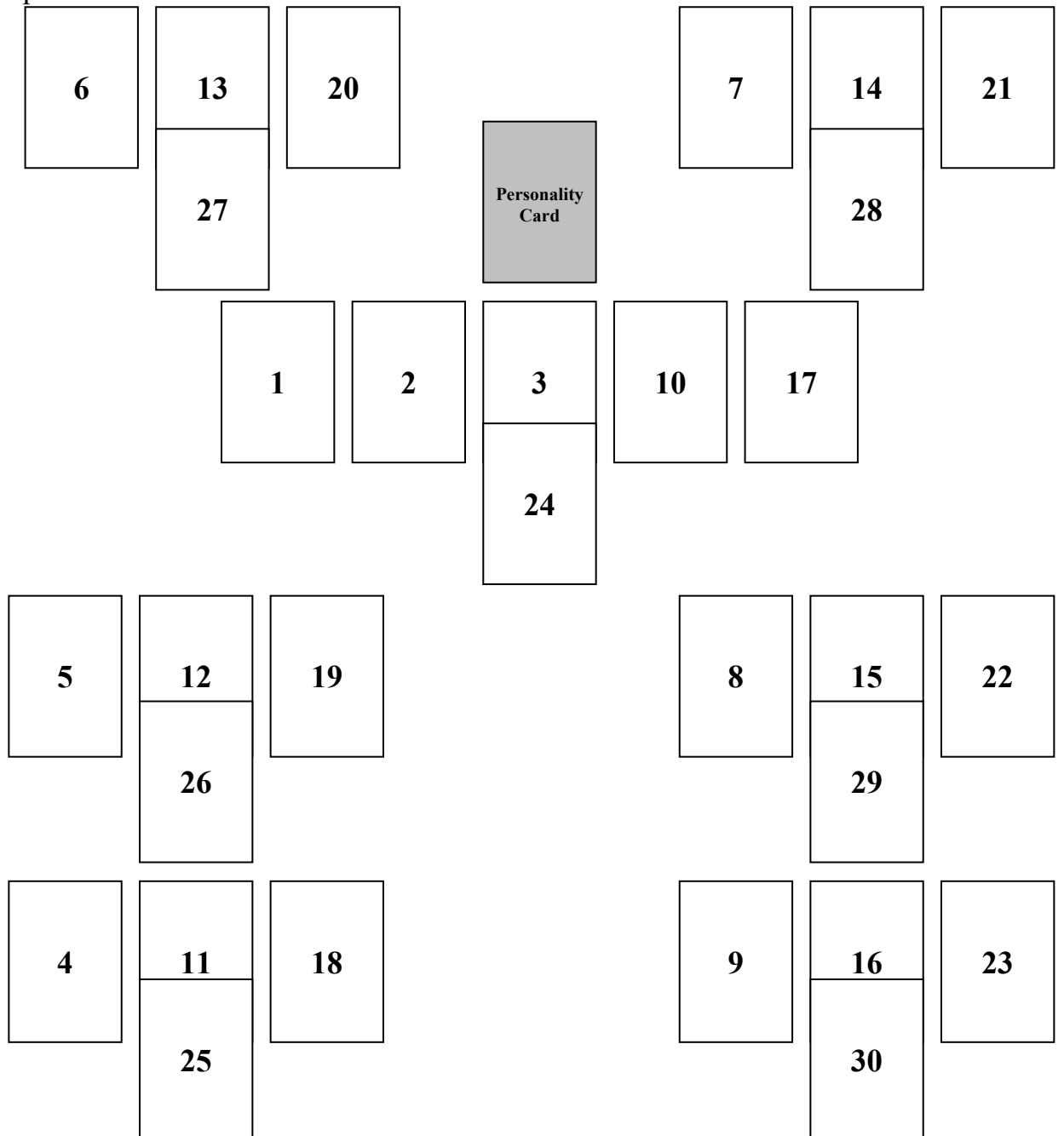
coming



still to come

Another method of laying the cards

picture no 8



The way of laying the cards shown here seems a little more complicated, but we all know the old saying that

Practice makes perfect.

I would advise you to:
consider your questions well before deciding
which *way of laying the cards* you would like to use.

As usual, **your intuition** should guide you well here.

***Trust your soul and your
deepest emotions!***

Last Remarks

I would like to thank my good friend Monique, a fellow fortune teller and astrologer, and compliment her on her powers!

About one year before I wrote this course book, Monique had foreseen that I was going to intensify my activities concerning my cards.

Thank you, Monique, I am impressed.

I would also like to point out how much I have enjoyed writing these books!

Truely hope you've had just as much fun working with it.

Yours Britta

Self-study course in fortune-telling *using the cards of Mlle. Lenormand*

- 7-step self-study course
- easy to learn
- professional training
- full- or part-time

Britta´s Professional **7-step self-study Course**

Basic Course - Book I

Part one: Understanding the cards, a list of their meanings and easy combinations, exercises and solutions

Part two: Combining 3 and more cards, shuffling techniques, the Personality Cards and the Grand Tableau, exercises and solutions

Part three: Lines of interpretation in all directions, more combinations, exercises and solutions

Part four: Shuffling for other people, covering the Grand Tableau, important combinations and information, exercises and solutions

Follow-up Course - Book II

Part five: – *combinations* - Advanced „seeing“, combinations with every single card, important topics, exercises and solutions

Part six: - *Advanced seeing* -More examples on advanced combinations and lines, future cards with exercises and solutions

Part seven: - *time- and future cards* - exercises and suggested solutions and other ways of laying the cards

Practice Book

accompanying Manuals 1-7 giving the solutions as well as additional exercises and further information on important topics

Available in German and English