Qigong
THE SECRET OF YOUTH

氣功——長生之秘

Da Mo's
Muscle/Tendon
Changing and
Marrow/Brain
Washing
Classics

易筋經與洗髓經

Dr. Yang, Jwing-Ming
楊俊敏博士

YMAA Publication Center
Boston, Mass. USA

To

Dr. Thomas G. Gutheil, M.D.

for his continuous encouragement and support

About Li, Qing-Yun 關於李清雲

Li, Qing-Yun was born in 1678 A.D. (Qing Kang Xi 17th Year, 清康熙十七年) in Qi Jiang Xian, Sichuan province (四川綦江縣). Later he immigrated to Kai Xian, Chen's family field (Chen Jia Chang, 開縣陳家場). He died in 1928 A.D. at the age of 250 years. When he was 71 years old (1749 A.D., Qing Qian Long 14th year, 清乾隆十四年), he joined the army of provincial Commander-in-Chief Yue, Zhong-Qi (岳鐘琪). Most of his wives died early, so during the course of his life he married fourteen times.

Li was a herbalist, and skilled in Qigong and spent much of his life in the mountain ranges. In 1927 General Yang Sen (楊森) invited Li to his residence in Wan Xian, Sichuan province (四川萬縣), where a picture was taken of him. Li died the next year when he returned from this trip.

After he died, General Yang investigated Li's background to determine the truth of his story, and later wrote a report about him entitled: *A Factual Account of the 250 Year-Old Good-Luck Man* (*Er Bai Wu Shi Sui Ren Rui Shi Ji,* 二百五十歲人瑞實記), which was published by the Chinese and Foreign Literature Storehouse (Zhong Wai Wen Ku, 中外文庫), Taipei, Taiwan.

All of the information available indicates that the story is true. Li, Qing-Yun's legacy to us is the fact that it is possible for a human being to live more than 200 years if he or she knows how. Because of this we deeply believe that, if we humbly study and research, the day will come when everyone will live at least 200 years.

Contents

Romanization of Chinese Words x
Foreword by Master Mantak Chia xi
Preface—First Edition xiii
Preface—New Edition xv
Acknowledgments xvii
About the Author xviii

Part One
General Concepts

Chapter 1. Introduction 3
1.1 The Value of Tradition
1.2 What are Yi Jin Jing and Xi Sui Jing?
1.3 How the Yin Gin Ching and Xi Sui Jing Have Affected Chinese Culture
1.4 The Value of the Yi Jin Jing and Xi Sui Jing in Today's World
1.5 How to Approach This Book
1.6 About This Book

Chapter 2. Historical Survey 21
2.1 Before Da Mo
2.2 Da Mo, the Yi Jin Jing and Xi Sui Jing
2.3 After Da Mo
2.4 Stories

Chapter 3. Buddhist and Daoist Qigong 41
3.1 Buddhist and Daoist Qigong
3.2 The Differences between Buddhist and Daoist Qigong
3.3 The Two Major Styles of Daoist Qigong

Chapter 4. Kan and Li 55
4.1 What are Kan and Li?
4.2 Kan and Li in Modern Science
4.3 The Keys to Kan and Li Adjustment
4.4 Kan and Li in Yi Jin Jing and Xi Sui Jing

Part Two
Muscle/Tendon Changing Qigong (Yi Jin Jing)

Chapter 5. Theories and Principles 73
5.1 Introduction
5.2 General Concepts from Old Documents
5.3 Purposes, Advantages, and Disadvantages
5.4 Wai Dan and Nei Dan Yi Jin Jing
5.5 Wai Zhuang and Nei Zhuang
5.6 Iron Shirt and Golden Bell Cover
5.7 Training Theory
5.8 Other Concerns

Chapter 6. Yi Jin Jing Qigong Training 119
6.1 Important Training Rules
6.2 Who Can Train?
6.3 Keys to Training
6.4 When to Train
6.5 Wai Dan Yi Jin Jing Training
6.6 Nei Dan Yi Jin Jing Training
6.7 Yi Jin Jing Training Schedule
6.8 Other Considerations
6.9 Conclusion

Part Three
Marrow/Brain Washing Qigong (Xi Sui Jing)

Chapter 7. Theories and Principles 191
7.1 Introduction
7.2 The Eight Vessels and Xi Sui Jing Qigong
7.3 Theories
7.4 Training Concepts
7.5 Wai Dan and Nei Dan Xi Sui Jing

Chapter 8. Xi Sui Jing Qigong Training 225
8.1 Introduction
8.2 Who is Qualified to Train?
8.3 Poetry
8.4 Refining the Essence and Converting It into Qi (Lian Jing Hua Qi)
8.5 Purifying Qi and Converting It into Shen (Lian Qi Hua Shen)
8.6 Washing the Marrow and Conquering the Hair (Xi Sui Fa Mao)
8.7 Refining Shen and Returning It to Nothingness (Lian Shen Fan Xu)
8.8 Crushing the Nothingness (Fen Sui Xu Kong)

Part Four
Questions and Conclusion

Chapter 9. Questions 275
Chapter 10. Conclusion 281

Appendix A. Herbal Prescriptions for Yi Jin Jing and Xi Sui Jing Training 285
Appendix B. Glossary of Chinese Terms 297
Index 309

Romanization of Chinese Words

This book uses the Pinyin romanization system of Chinese to English. Pinyin is standard in the People's Republic of China and in several world organizations, including the United Nations. Pinyin, which was introduced in China in the 1950s, replaces the Wade-Giles and Yale systems. In some cases, the more popular spelling of a word may be used for clarity.

Some common conversions:

Pinyin	Also Spelled As	Pronunciation
Qi	Chi	chē
Qigong	Chi Kung	chē kŭng
Qin Na	Chin Na	chīn nă
Jin	Jing	jīn
Gongfu	Kung Fu	gŏng foo
Taijiquan	Tai Chi Chuan	tī jē chüén

For more information, please refer to *The People's Republic of China: Administrative Atlas*, *The Reform of the Chinese Written Language*, or a contemporary manual of style.

Foreword

Master Mantak Chia

There is a growing wave of popular interest in Qigong now, both in China and the rest of the world. To learn Qigong, the most important prerequisite is to have a qualified instructor. Unfortunately, masters who really know the full internal system of Qi development are few and far between.

Even if one finds an instructor who is qualified, receiving instruction from him or her may be another matter. When I visited Taiwan in 1987, the going price for learning Bone Marrow Nei Gong (part of the Iron Shirt Qigong training) was about two thousand U.S. dollars for ten hours of instruction. Students were also required to take an oath of absolute secrecy, promising not to teach anyone else. Other masters required their students to serve them slavishly for years before imparting their secrets, and even then they would only teach a select few. After all of that, the master might still hold back some of the teachings for fear that the student might surpass him in knowledge and skill and usurp his position.

However, the world is quite different now. In the olden days, using Iron Shirt practice to strengthen the body so that it could withstand blows was regarded as a military secret of great value, and thus kept private. In the twentieth century with guns, planes and bombs, the need for this secrecy is outmoded. Now the deeper benefits of the training such as its ability to rejuvenate and energize the body and mind for health, spiritual development, and healing, must be emphasized. I feel it is now necessary to have full disclosure of these treasures to improve the energy and spiritual well-being of the world.

If Chinese masters have traditionally been secretive about teaching their Chinese students the true methods, they have been even more reluctant to teach foreigners. Fortunately, quite a few masters, including Dr. Yang, Jwing-Ming and myself, have broken through this cultural barrier, and are offering to teach students who are sincerely interested in learning, regardless of nationality.

Dr. Yang has done considerable research, exploring the *I Chin Ching* (or *Yi Jin Jing*) and Iron Shirt Qigong within both historical and scientific contexts. Readers not fluent in the Chinese language will appreciate Dr. Yang's translations of the various ancient texts relating to these methods, and all readers should enjoy his breakdown and analysis of the different historical purposes of *I Chin Ching* and Iron Shirt among both the Daoists and the Buddhists.

Dr. Yang and I also share the view that it is essential to do our best to understand Qigong in the light of modern science, while still respecting the wisdom and research we have inherited from our own masters of the past. Chinese medical theory has a deep understanding of Qi and the energetic network of the body. As we combine this with the knowledge of Western anatomy, physiology and psychology, along with recent discoveries in bioelectricity, we will surely enjoy the best of both worlds.

Dr. Yang, Jwing-Ming's book is a major contribution to the literature of Chinese Qigong. It is my hope that works such as this will continue to appear, so that the standards for Qigong practice around the world will not deteriorate behind a wall of secrecy, but will, through open sharing of our knowledge, rise to an unprecedented level of excellence.

Master Mantak Chia 謝明德

Preface

First Edition

Muscle/Tendon Changing (Yi Jin, 易筋) and Marrow/Brain Washing (Xi Sui, 洗髓) Qigong have been known in China since the Liang dynasty (502 A.D., 梁). However, they were kept secret, and only in the last fifty years has this knowledge gradually been revealed to the general public. Within a short period of time, these two arts have not only been widely adopted by Qigong practitioners, but they have also interested many Chinese medical scientists and bioscientists.

Muscle/Tendon Changing Qigong specializes in circulating Qi in the twelve primary Qi channels and the two major Qi vessels (Conception and Governing Vessels). The training will strengthen your physical body, including muscles and tendons, and maintain the smooth circulation of Qi in the primary channels and the internal organs, which is the key to maintaining health and slowing down the degeneration of the physical body.

Usually, after a practitioner becomes familiar with the Muscle/Tendon Changing Qigong, he will enter the deeper field of Qigong training, that of Marrow/Brain Washing. This teaches the practitioner how to fill up the Qi in the "eight extraordinary Qi vessels." In Chinese medicine, the vessels are considered reservoirs of Qi, and they regulate the Qi in the body's primary Qi channels and organs. A strong and abundant store of Qi is the key to keeping your body healthy and extending your life. Theoretically, your body deteriorates as you age mainly because your blood loses its ability to feed and protect your body. The red and white blood cells are produced by your bone marrow, but as you grow older, the marrow becomes "dirty," and produces fewer and fewer useful blood cells. However, if you know how to "wash" the marrow, it will start, once again, to produce fresh, healthy blood. Your body will begin to rejuvenate itself, and restore itself to the glowing health of youth.

Most important of all, the practitioner of Marrow/Brain Washing Qigong is able to lead Qi to his brain to nourish it, and to raise up his spirit. To the Daoists and Buddhists, Marrow/Brain Washing Qigong is the path to reach the final goal of enlightenment or Buddhahood. Part of Marrow/Brain Washing involves stimulating the sexual organs. In their thoroughness, the ancient Qigong practitioners discovered that, in addition to providing hormones, the genitals are also a potent source of the Qi which is necessary for the training.

The contents of this volume are drawn from the many published documents that I have collected. Once I understood them, I filtered out the questionable parts and, based on my own knowledge, added some theory and commentary. Although I believe that this book provides an in-depth discussion of these two arts, there is one deficiency, namely that we only discuss the training for the male. There are two reasons for this. The first is that the available documents have very little information on women's

training. The second is that as a male I do not have the necessary experience. I do believe, however, that it doesn't matter whether you are male or female, the training theory remains the same. Female readers who would like more information about these two arts may refer to the book *Bone Marrow Qigong*, by Mantak Chia and Maneewan Chia.

In the next few years, YMAA will continue to publish more volumes of its in-depth Qigong book series for those readers who wish to advance their Qigong knowledge and practice into a deeper level.

The complete series will consist of:

1. *The Root of Chinese Qigong—The Secrets of Qigong Training*, published 1989.
2. *Muscle/Tendon Changing and Marrow/Brain Washing Qigong—The Secret of Youth (Yi Jin Jing and Xi Sui Jing)*, published 1989.
3. *Qigong Massage—Qigong Tui Na and Cavity Press for Healing (Qigong An Mo and Qigong Dian Xue)*. First Volume: *Qigong Massage—General Massage*, published 1992. Second Volume: *Healing Massage*, in progress.
4. *Qigong and Health—For Healing and Maintaining Health*, in progress.
5. *Qigong and Martial Arts—The Key to Advanced Martial Arts Skill.* (New Title: *The Essence of Shaolin White Crane*, published 1996).
6. *Buddhist Qigong—Chan, The Root of Ren* (in progress).
7. *Daoist Qigong (Dan Ding Dao Gong)* (New Title: *Small Circulation, Grand Circulation*, in progress).
8. *Tibetan Qigong* (Mi Zong Shen Gong).

The first volume, *The Root of Chinese Qigong* introduced the historical background and the different categories of Qigong, Qigong theory and principles, and the keys to Qigong training. That volume provided a map of the world of Qigong. We recommend that you read that book before any of the others.

In this second volume, *Muscle/Tendon Changing and Marrow/Brain Washing Qigong* (original title), Part One will introduce the general concepts of the two arts, Part Two will discuss both theory and training principles of the Muscle/Tendon Changing Qigong, and Part Three will discuss the theory and the training of Marrow/Brain Washing Qigong. Finally, Part Four will contain a list of the questions which remain in my mind, and the Conclusion to the book.

Dr. Yang, Jwing-Ming,
1989

Preface

New Edition

One of my dreams after I came to the USA in 1974 was to introduce traditional Chinese culture to the West. I believe that every culture in this world has its own independent, unique virtues which have already been tested, developed, and accepted over a long period of time. In ancient times, all of these different cultures and traditions were separated by the difficulty of travel and communication. Since travel and communication have become so convenient nowadays, I feel that the old separations should be bridged, and cultures should sincerely accept and learn from each other. If we share the experiences accumulated by the different human cultures, we will be able to remember the pain, the suffering, the hate, and the love, and we may be able to avoid making some of the same mistakes. We may even be able to help ourselves attain a higher standard of living both mentally, spiritually, and physically.

China has more than seven thousand years of history. The greatest contribution it can make to benefit the human race is to share the knowledge it has accumulated in the field of Qi. The study of Qi has contributed to the development of medicine, religion, martial arts, and methods for maintaining health and increasing longevity. Thousands of years of experience and experimentation have built up solid proof that this ancient medical and spiritual knowledge can help the human race.

In order to be content with life, you need to do more than just keep your physical body alive—you need to achieve mental and spiritual balance. The happiness comes from your feelings, not just from the enjoyment of material things. Looking at the Chinese and the American cultures, I see that people here consider the material sciences more important than the spiritual. The only place most people know of to find spiritual solace is in religious institutions. There are few people who can find comfort and mental balance within themselves. This is because Western culture has never placed much emphasis on researching the energy field which we have within ourselves, and so this spiritual inner science has never had a chance to develop.

China has been developing this inner energy science for thousands of years. China has been a pioneer in this field, but it is now time for the West to adopt this science: to see what it can learn from it, and what it can contribute to it. I deeply believe that Qigong is able to help people understand themselves better, re-establish their mental balance, and gain peace of mind.

I believe that the 20th century was a material century, in which all humans were searching for the solutions to material lack, and the enjoyment of material satisfaction. Now, many of us have reached a stage that allows us to be free from material bondage. In the last two decades, more and more people have been searching for spiritual freedom. During this transition period, the ancient tools described in this book seem to be more important than ever. *The Muscle/Tendon Changing and Marrow/Brain Washing*

Qigong classics have been the crucial guidelines and textbooks for the cultivation of spiritual enlightenment in Chinese Buddhist society for centuries. The methods taught in these two classics have been practiced and experienced for more than fourteen hundred years. Therefore, we should consider how they can provide us a correct path for our study today. Though many practices are not practical for today's society, they can offer us experience and theory, which we can then interpret through modern science for logical analysis and explanation. It is hoped that through this understanding, we can find an accessible way of reaching the same spiritual goals in today's world.

This book is a new edition of this work. The main changes to this new edition are:

- All of the Chinesetranslations in this book use the Pinyin system, which is more popular today.
- All of Chinese characters are computer generated which is much clearer than the hand drawn Chinese in all of our previous books.
- The glossary has been revised.
- The entire book has been re-typeset to make it easier to read.

I hope that through this effort, you will glean more of the art's essence from this book, and that it will stimulate your mind to think, ponder, and analyze. Through this process, we will all be able to borrow from the wisdom of the past to enlighten our life today.

Dr. Yang, Jwing-Ming
March 10, 1999

Acknowledgments

Thanks to A. Reza Farman-Farmaian for the photography, Wu, Wen-Ching (吳文慶) and Ramel Rones for general help, and Sierra for the drawings. Thanks also to David Ripianzi, James O'Leary, Jr., Erik Elsemans, and many other YMAA members for proofing the manuscript and for contributing many valuable suggestions and discussions. Special thanks to Alan Dougall for his editing and to my brother Yang, Chin-Ming (楊欽銘) for his help in collecting information about the 250 year old man, Li, Qing-Yun (李清雲). And a very special thanks to the artist Chow, Leung Chen-Ying (周梁鎮纓) for her beautiful calligraphy on the front page of this book. Special thanks also to my wife, Mei-Ling Yang (楊美玲).

About the Author

Dr. Yang, Jwing-Ming, Ph.D. 楊俊敏博士

Dr. Yang, Jwing-Ming was born on August 11th, 1946, in Xinzhu Xian (新竹縣), Taiwan (台灣), Republic of China (中華民國). He started his Wushu (武術)(Gongfu or Kung Fu, 功夫) training at the age of fifteen under the Shaolin White Crane (Bai He, 少林白鶴) Master Cheng, Gin-Gsao (曾金灶). Master Cheng originally learned Taizuquan (太祖拳) from his grandfather when he was a child. When Master Cheng was fifteen years old, he started learning White Crane from Master Jin, Shao-Feng (金紹峰), and followed him for twenty-three years until Master Jin's death.

In thirteen years of study (1961-1974) under Master Cheng, Dr. Yang became an expert in the White Crane Style of Chinese martial arts, which includes both the use of barehands and of various weapons such as saber, staff, spear, trident, two short rods, and many other weapons. With the same master he also studied White Crane Qigong (氣功), Qin Na (or Chin Na, 擒拿), Tui Na (推拿) and Dian Xue massages (點穴按摩), and herbal treatment.

At the age of sixteen, Dr. Yang began the study of Yang Style Taijiquan (楊氏太極拳) under Master Kao Tao (高濤). After learning from Master Kao, Dr. Yang continued his study and research of Taijiquan with several masters and senior practitioners such as Master Li, Mao-Ching (李茂清) and Mr. Wilson Chen (陳威伸) in Taipei (台北). Master Li learned his Taijiquan from the well-known Master Han, Ching-Tang (韓慶堂), and Mr. Chen learned his Taijiquan from Master Zhang, Xiang-San (張祥三). Dr. Yang has mastered the Taiji barehand sequence, pushing hands, the two-man fighting sequence, Taiji sword, Taiji saber, and Taiji Qigong.

When Dr. Yang was eighteen years old he entered Tamkang College (淡江學院) in Taipei Xian to study Physics. In college he began the study of traditional Shaolin Long Fist (Changquan or Chang Chuan, 少林長拳) with Master Li, Mao-Ching at the Tamkang College Guoshu Club (淡江國術社)(1964-1968), and eventually became an assistant instructor under Master Li. In 1971 he completed his M.S. degree in Physics at the National Taiwan University (台灣大學), and then served in the Chinese Air Force from 1971 to 1972. In the service, Dr. Yang taught Physics at the Junior Academy of the Chinese Air Force (空軍幼校) while also teaching Wushu. After being honorably discharged in 1972, he returned to Tamkang College to teach Physics and resumed study under Master Li, Mao-Ching. From Master Li, Dr. Yang learned Northern Style Wushu, which includes both barehand (especially kicking) techniques and numerous weapons.

In 1974, Dr. Yang came to the United States to study Mechanical Engineering at Purdue University. At the request of a few students, Dr. Yang began to teach Gongfu (Kung Fu), which resulted in the foundation of the Purdue University Chinese Kung Fu Research Club in the spring of 1975. While at Purdue, Dr. Yang also taught college-credited courses in Taijiquan. In May of 1978 he was awarded a Ph.D. in Mechanical Engineering by Purdue.

In 1980, Dr. Yang moved to Houston to work for Texas Instruments. While in Houston he founded Yang's Shaolin Kung Fu Academy, which was eventually taken over by his disciple Mr. Jeffery Bolt after moving to Boston in 1982. Dr. Yang founded Yang's Martial Arts Academy (YMAA) in Boston on October 1, 1982.

In January of 1984 he gave up his engineering career to devote more time to research, writing, and teaching. In March of 1986 he purchased property in the Jamaica Plain area of Boston to be used as the headquarters of the new organization, Yang's Martial Arts Association. The organization has continued to expand, and, as of July 1st 1989, YMAA has become just one division of Yang's Oriental Arts Association, Inc. (YOAA, Inc.).

In summary, Dr. Yang has been involved in Chinese Wushu since 1961. During this time, he has spent thirteen years learning Shaolin White Crane (Bai He), Shaolin Long Fist (Changquan), and Taijiquan. Dr. Yang has more than twenty-eight years of instructional experience: seven years in Taiwan, five years at Purdue University, two years in Houston, Texas, and fourteen years in Boston, Massachusetts.

In addition, Dr. Yang has also been invited to offer seminars around the world to share his knowledge of Chinese martial arts and Qigong. The countries he has visited include Canada, Mexico, France, Italy, Poland, England, Ireland, Portugal, Switzerland, Germany, Hungary, Spain, Holland, Belgium, Latvia, Chile, Venezuela, Argentina, Bermuda, Barbados, South Africa, and Saudi Arabia.

Since 1986, YMAA has become an international organization, which currently includes 59 schools located in Poland, Portugal, France, Italy, Holland, Hungary, South Africa, Chile, Venezuela, Argentina, Botswana, Ireland, Belgium, United Kingdom, Canada, and the United States. Many of Dr. Yang's books and videotapes have been translated into languages such as French, Italian, Spanish, Polish, Czech, Bulgarian, Russian, Hungarian, and Persian.

Dr. Yang has published twenty-six other volumes on the martial arts and Qigong:

1. *Shaolin Chin Na;* Unique Publications, Inc., 1980.
2. *Shaolin Long Fist Kung Fu;* Unique Publications, Inc., 1981.
3. *Yang Style Tai Chi Chuan;* Unique Publications, Inc., 1981.
4. *Introduction to Ancient Chinese Weapons;* Unique Publications, Inc., 1985.

5. *Qigong for Health and Martial Arts;* YMAA Publication Center, 1985.
6. *Northern Shaolin Sword;* YMAA Publication Center, 1985.
7. *Tai Chi Theory and Martial Power;* YMAA Publication Center, 1986.
8. *Tai Chi Chuan Martial Applications,* YMAA Publication Center, 1986.
9. *Analysis of Shaolin Chin Na;* YMAA Publication Center, 1987.
10. *Eight Simple Qigong Exercises for Health;* YMAA Publication Center, 1988.
11. *The Root of Chinese Qigong—The Secrets of Qigong Training;* YMAA Publication Center, 1989.
12. *Muscle/Tendon Changing and Marrow/Brain Washing Chi Kung—The Secret of Youth;* YMAA Publication Center, 1989.
13. *Hsing Yi Chuan—Theory and Applications;* YMAA Publication Center, 1990.
14. *The Essence of Taiji Qigong—Health and Martial Arts;* YMAA Publication Center, 1990.
15. *Qigong for Arthritis;* YMAA Publication Center, 1991.
16. *Chinese Qigong Massage—General Massage;* YMAA Publication Center, 1992.
17. *How to Defend Yourself;* YMAA Publication Center, 1992.
18. *Baguazhang—Emei Baguazhang;* YMAA Publication Center, 1994.
19. *Comprehensive Applications of Shaolin Chin Na—The Practical Defense of Chinese Seizing Arts;* YMAA Publication Center, 1995.
20. *Taiji Chin Na—The Seizing Art of Taijiquan;* YMAA Publication Center, 1995.
21. *The Essence of Shaolin White Crane;* YMAA Publication Center, 1996.
22. *Back Pain—Chinese Qigong for Healing and Prevention;* YMAA Publication Center, 1997.
23. *Ancient Chinese Weapons;* YMAA Publication Center, 1999.
24. *Taijiquan, Classical Yang Style;* YMAA Publication Center, 1999.
25. *Tai Chi Secrets of Ancient Masters;* YMAA Publication Center, 1999.
26. *Taiji Sword, Classical Yang Style;* YMAA Publication Center, 1999.

Dr. Yang has also published the following videotapes:

1. *Yang Style Tai Chi Chuan and Its Applications;* YMAA Publication Center, 1984.
2. *Shaolin Long Fist Kung Fu—Lien Bu Chuan and Its Applications;* YMAA Publication Center, 1985.
3. *Shaolin Long Fist Kung Fu—Gung Li Chuan and Its Applications;* YMAA Publication Center, 1986.
4. *Shaolin Chin Na;* YMAA Publication Center, 1987.
5. *Wai Dan Chi Kung, Vol. 1—The Eight Pieces of Brocade;* YMAA Publication Center, 1987.
6. *The Essence of Tai Chi Chi Kung;* YMAA Publication Center, 1990.
7. *Qigong for Arthritis;* YMAA Publication Center, 1991.
8. *Qigong Massage—Self Massage;* YMAA Publication Center, 1992.
9. *Qigong Massage—With a Partner;* YMAA Publication Center, 1992.
10. *Defend Yourself 1—Unarmed Attack;* YMAA Publication Center, 1992.
11. *Defend Yourself 2—Knife Attack;* YMAA Publication Center, 1992.
12. *Comprehensive Applications of Shaolin Chin Na 1;* YMAA Publication Center, 1995.
13. *Comprehensive Applications of Shaolin Chin Na 2;* YMAA Publication Center, 1995.
14. *Shaolin Long Fist Kung Fu—Yi Lu Mai Fu & Er Lu Mai Fu;* YMAA Publication Center, 1995.
15. *Shaolin Long Fist Kung Fu—Shi Zi Tang;* YMAA Publication Center, 1995.
16. *Taiji Chin Na;* YMAA Publication Center, 1995.
17. *Emei Baguazhang—1; Basic Training, Qigong, Eight Palms, and Applications; YMAA* Publication Center, 1995.
18. *Emei Baguazhang—2; Swimming Body Baguazhang and Its Applications;* YMAA Publication Center, 1995.
19. *Emei Baguazhang—3;* Bagua Deer Hook Sword and Its Applications YMAA Publication Center, 1995.
20. *Xingyiquan—12 Animal Patterns and Their Applications,* YMAA Publication Center, 1995.
21. *24 and 48 Simplified Taijiquan;* YMAA Publication Center, 1995.
22. *White Crane Hard Qigong;* YMAA Publication Center, 1997.

23. *White Crane Soft Qigong;* YMAA Publication Center, 1997.
24. *Xiao Hu Yan—Intermediate Level Long Fist Sequence;* YMAA Publication Center, 1997.
25. *Back Pain—Chinese Qigong for Healing and Prevention;* YMAA Publication Center, 1997.
26. *Scientific Foundation of Chinese Qigong;* YMAA Publication Center, 1997.
27. *Taijiquan, Classical Yang Style;* YMAA Publication Center, 1999.
28. *Taiji Sword, Classical Yang Style;* YMAA Publication Center, 1999.

Part One

General Concepts

CHAPTER 1

Introduction

Before you start reading this book, you are advised to read the book: *The Root of Chinese Qigong—The Secret of Qigong Training.* It reviews the history of Chinese Qigong, explains important concepts and terminologies, and most importantly, gives you a foundation of knowledge of general Qigong principles and training theory. Without these roots, you might become confused and misunderstand this and subsequent YMAA Qigong books.

1.1 THE VALUE OF TRADITION

Prior to this century, the understanding of nature was limited and technology was not yet well developed. Communication was not as convenient as today, and the human mind was not as open. People's thinking was restrained by the bondage of traditional, conservative beliefs. At that time, the ancient ways and writings which had been passed down were considered the absolute authorities in most areas. Anyone who strayed from the traditional ways was felt to be betraying society.

In this old, conservative community, accumulated "experience" was the source of knowledge, and was considered the most valuable treasure. Older people were generally respected by youngsters because of their experience. At that time, when something happened to a person, the first and most important thing was his emotional response to it. When these experiences were then explained by "wisdom" (wise thinking and judgement), knowledge increased. A person who had a great amount of experience and knowledge was then better able to sense and understand the "great nature," which includes, among other things, heavenly timing (seasonal changes), geomancy, and human relations. Such a person was respected as a wise man, a holy man, or a saint. "Human nature," which mainly originated from feelings and judgements through contact with nature and other human natures, was widely studied and researched. Philosophies were created. The accumulated experience led to traditions and societal rules, which formed the foundation of the culture.

You can see that tradition is the result of accumulated experiences filtered through human feelings. Different races have had different historical backgrounds and, therefore, have different traditions and rules. These traditions represent the characteristics of each race, which were developed through thousands of years.

In this century, modern science has developed and communication around the world has become very easy. Open minded youngsters have started to challenge the "traditional," and have re-entered the "experience" path of their ancestors. However, as they let go of the traditions they lose their bearings. Without experience to guide them they feel lost, and their lives seem to have no meaning. Because of this they suffer pain and confusion. In order to escape from this, they look to drugs and alcohol for temporary relief. These have become an ever-increasing problem, and I really believe that it is because we have ignored our culture and traditions in the last two decades.

As the material sciences have developed, material enjoyments have become people's main concern. They base their feelings and self-satisfaction on the enjoyment of material things. Tradition and accumulated human emotional experience have become the major source of a generation gap. Older people have lost the respect of the younger generation and become the lost group in this modern society. Human spiritual feelings and the appreciation of culture and fine, classic, creative arts have been downgraded.

Not until recently did our society start to realize the value of tradition and experience. This is especially true for the knowledge and experience which are based on spiritual feelings. This new society is beginning to understand that in order to have a happy life, you need not just material comfort, but also, and more importantly, spiritual cultivation in peace and calmness. Many people are starting to believe that the traditional practices of the ancient spiritual societies hold the key to solving many mental problems and improving our lives. Tradition and spiritual science are being re-evaluated. This tendency has become especially apparent in the last ten years with the increased cultural exchange between East and West. Finally, people are getting the chance to see how people in other parts of the globe deal with life's problems.

Chinese Qigong has started to bloom in the West. More and more, people are coming to believe that, in addition to maintaining health and increasing longevity, Qigong can be one of the most effective ways to attain a peaceful, spiritual life.

Qigong is one of the greatest achievements of China. It was created from the accumulated experiences of countless generations by thousands of "wise men." These wise men, after learning the traditional knowledge, modified and added their own experiences to the practice. Finally, this treasure has reached our hands. Now, it is our responsibility to keep it and continue to develop it.

Many of the theories and training methods of Qigong were kept secret, and only recently made available to the general public. There are many reasons for this secrecy:

- Every Qigong style considered its theory and methods to be precious treasures which offered something which could not be purchased with money—health and long life. Because this was so valuable, many masters did not want to share it.

- Many Qigong training theories are hard to understand, and the practices dangerous if done incorrectly. Only advanced disciples have the necessary level of understanding, and few ever get to this level.
- Many Qigong practitioners believed that the more you kept a mystery, the more valuable and precious it would be.
- Some of the Qigong training, such as Marrow/Brain Washing, involves stimulation of the sexual organs. In the ancient, conservative society, this was considered immoral.

Many Qigong secrets were passed down only to a few students or to direct blood relatives. In religious Qigong, the limitations were even stricter. The religious exercises were passed down only to the priests. This was especially true for the Marrow/Brain Washing Qigong. In fact, these techniques were traditionally passed down to only a very few disciples who understood Qigong theory and had reached a high level of cultivation. This situation lasted until the beginning of this century, when it was gradually revealed to laymen. It was only during the last twenty years that many of the secret documents were made available to the public.

Nobody can deny that Western science which has been developed today is mainly focused on material development. Spiritual science has been downplayed. The major reason for this is simply that the spiritual energy world is harder to see and understand. This spiritual science is still in its formative stage. Recently, it was reported that even today's science understands probably only 10% of the functions of the human brain. You can see from this that, compared to the "great nature" which is still waiting for us to discover and understand it, science today is still in its infancy.

For these reasons, it is unwise to use today's infant science to judge the accumulated experience and phenomena of the past. I believe that as long as we respect the traditions and experience of the past, and continue our study and research, we will eventually be able to understand all of these natural phenomena scientifically.

Following this reasoning, traditional Qigong theory and training methods should remain the main source and authority for your training. The correct attitude in practicing Qigong is to respect and understand the past, and to also examine everything from a modern, scientific point of view. In this way you can improve upon the knowledge and experience of the past. The "secrets" should be opened to the public and should accept the questioning of modern science. A secret is a secret only if you do not know it. Once a secret is common knowledge, then it ceases to be a secret.

Many of you might be wondering: if people in ancient times had to invest at least fifty years of effort before they reached the higher levels of achievement, such as enlightenment, what chance do we have today to reach the same level? Very few people in our busy society can devote the time that the ancients did. The answer is that

since the training theory used to be kept secret, it took most Qigong practitioners many years to learn and understand it. If we can first learn the theory and principles, and then train, we will start out on the correct path and avoid many many years of wondering and confusion. If you want to drive somewhere you have never been before, the best way is to check the map first to find the quickest route. However, if you get in your car with only a vague idea of where your destination is and how to get there, you may never reach it. It is said: "The Large Dao is no more than three or two sentences, when spoken and revealed, it is not worth more than half a penny."[1] This means that the so-called secrets contain only some simple theories and principles. With the assistance of modern science, we might be able to find a path which shortens the training period.

Therefore, we should respect the past, and study and practice carefully. Whenever we are able to use modern science to explain something, we should dare to challenge the traditional beliefs and re-evaluate them. Only in this way will the ancient science be recognized and accepted in the present and future.

This volume will be divided into four parts. The first part, after introducing the general concepts, will survey the history of the *Yi Jin Jing (Muscle/Tendon Changing Classic)* and the *Xi Sui Jing (Marrow/Brain Washing Classic)*. We will then discuss the training background of the two major religious sources of these two classics: Buddhism and Daoism. Since many documents originated with the Daoists, we will discuss the different Daoist approaches to Qigong in the third chapter. Finally, in order to help you understand the major keys to the entire training, the fourth chapter will review the general concepts of Kan (Water, ☵) and Li (Fire, ☲), which will lead you to a deeper level of understanding of adjusting and balancing your Qi.

In the second part of this book, we will first discuss the theory and principles of Yi Jin Jing, and follow this with a detailed discussion of the traditional training methods. During the discussion, many documents will be translated and commented upon.

Xi Sui Jing theory, training principles and methods will be covered in the third part of the book. Naturally, the available documents will be translated and commented on. Finally, in the fourth part, I will list many of the questions I have about these two arts.

1.2 What are Yi Jin Jing and Xi Sui Jing?

It is extremely important that, before you read any further, you have a general understanding of the Yi Jin Jing and Xi Sui Jing, and of what kind of roles they can play in your health and longevity. This brief introduction will offer you a general idea of what you can expect and what will be involved. Parts Two and Three will discuss these subjects in greater depth.

Yi (易) means "to change, to replace, or to alter," Jin (筋) means "muscles and tendons," and Jing (經) means "classic or bible." Therefore, it is commonly translated as "*Muscle Changing Classic, ... Tendon Changing Classic,*" or "*Muscle/Tendon Changing*

Classic." "Muscles and tendons" does not refer only to the literal muscles and tendons. It actually refers to all of the physical system which is related to the muscles and tendons, including the internal organs. The Yi Jin Jing describes Qigong theory and training methods which are able to improve your physical body, and change it from weak to strong. Naturally, these methods are also very effective in maintaining your physical health.

Xi (洗) means "to wash" or "to clean." Sui (髓) includes Gu Sui (骨髓), which means "bone marrow," and Nao Sui (腦髓), which refers to the brain—including cerebrum, cerebellum, and medulla oblongata. Jing (經) means "classic or bible." This work is commonly translated "*Marrow Washing Classic,*" but "*Marrow/Brain Washing Classic*" is a more accurate translation. The first translation probably became popular because of a misunderstanding of the scope of the work, which had been kept secret for a long period of time. Also, the goal of "brain washing" is enlightenment or Buddhahood, which, in addition to being difficult to understand, is less interesting to laymen. It was not until recently, when many of the secret documents were made available to the general public, that a clearer and more complete picture of the training emerged. A correct translation shows that Xi Sui Jing training deals with the bone marrow and the brain. However, the training does not actually focus on the physical matter of the bone marrow and the brain. Instead, it emphasizes how you should take care of the Qi part of your body, and how to lead the Qi to the bone marrow and brain to nourish them and keep them functioning at an optimal level.

In order to give you a general understanding of how these two arts fit into the general picture of Chinese Qigong, we would like to summarize some important concepts which were discussed in the book: *The Root of Chinese Qigong.* First, we will discuss the concept of health, and then we will look at the different categories of Qigong which have been developed in China, and review their training goals. This will prepare you for an understanding of the role which the Yi Jin Jing and Xi Sui Jing play in Chinese Qigong society. Finally, we will list the differences between the Yi Jin Jing and Xi Sui Jing. Once you understand these basic concepts, you will be able to enter into an examination of the deeper aspects of Qigong without being confused by mystical "secrets."

1.2.1 What is Real Health?

Your body includes physical and mental parts. The physical body is considered to be Yang (陽) in Chinese Qigong, and the mental body, which is closely related to the Qi, thinking, and the spirit, is thought of as Yin (陰). Only when these Yin and Yang parts of your body balance each other harmoniously do you have real health. In other words, to have true good health, you must have a strong physical body and a healthy Qi body and mind. When you have both, your spirit can be raised and your whole being will be vigorously alive.

In order to keep the physical part of your body strong, you must have smooth Qi circulation. Qi is the energy source for all of the body's activities. You also need to have healthy blood cells to carry nutrients and oxygen throughout the body. According to Chinese medicine, the blood cells need Qi to stay alive. However, blood cells have also been traditionally considered to be carriers of Qi. They distribute Qi throughout the body, and also act as a battery, storing excess Qi and releasing it when needed. You can see that if the blood cells are not healthy, they will not transport nutrients and oxygen efficiently, and they will also not be able to carry out the function of regulating the Qi.

In order to keep the mental part of your body healthy, you must learn how to keep your brain healthy. Your brain is the center of your thinking and the headquarters of the Qi. In order to keep your brain functioning properly, you must have plenty of Qi to nourish it. When you have a healthy brain, your spirit of vitality can be raised.

In order to have smooth Qi circulation in your body, you must first understand the Qi circulatory system. Your body has twelve primary Qi channels which relate to twelve internal organs, and eight extraordinary vessels which store the Qi. The twelve primary Qi channels are sometimes compared to rivers which circulate the Qi to the organs to maintain their normal functioning, and the eight vessels are compared to reservoirs of Qi which regulate the Qi rivers. To have a healthy body and a long life, you must keep the Qi circulating smoothly in the twelve primary channels, and keep the Qi reservoirs full so that they can regulate the Qi rivers efficiently.

Many Qigong styles were created upon this foundation of knowledge, which is drawn from Chinese medical science. Each style has its own training goals. Generally speaking, the styles can be divided into four major categories.

1.2.2 Major Qigong Categories and Their Training Goals

Scholar Qigong. Styles in this category were developed by scholars, and their main purpose is maintaining health. They emphasize having an emotionally neutral, healthy mind and smooth Qi circulation.

Healing or Medical Qigong. This category was created mainly by Chinese medical doctors. Special exercises were created to emphasize the Qi circulation in specific channels in order to cure specific illnesses.

Martial Qigong. The goal of this category is to energize the physical and energy bodies to a more vigorous state so as to increase fighting ability. Most of the exercises in this category were created by Qigong practitioners who were martial artists.

Religious Qigong. This type of Qigong was developed mainly by Buddhist and Daoist monks. The original goal of religious Qigong was enlightenment or Buddhahood. Later, when the training techniques were revealed to laymen, it was discovered that this type of Qigong was very effective for longevity. Both training theory and methods are the hardest among all of the Qigong styles. This style emphasizes leading Qi to the marrow to keep it fresh and healthy and also to the brain to nour-

ish it. In order to have an abundant supply of Qi for the training, not only must the Qi circulate smoothly in the twelve channels, but the Qi in the eight vessels must be full. For the monks, leading Qi to the brain to raise up the Shen (神) is the key to enlightenment.

1.2.3 General Purposes of Yi Jin Jing and Xi Sui Jing

Before we discuss the purposes of each training, you should first know a few important points:

- These two classics were a Buddhist creation, and were later developed continuously by both Buddhists and Daoists.
- The original goal of training was enlightenment or Buddhahood. In order to reach this final goal, a practitioner needed first to have a strong physical body and an abundant supply of Qi. This Qi is led to the marrow and the brain to nourish them. Yi Jin Jing training is concerned with strengthening the physical body and building up the energy (Qi) body, while the Xi Sui Jing is concerned with using this Qi to nourish the bone marrow and to realize the goal of spiritual (Shen) cultivation.
- Recently the training secrets were revealed to laymen and used mainly for health and longevity.

There is a section in the documents which talks about the general purposes of the Yi Jin Jing and Xi Sui Jing. We will translate it here for your reference. The Chinese version and the commentary will be offered in the second part of this book.

> *Yi Jin Gongfu is able to change the tendons and shape, Xi Sui Gongfu is able to change the marrow and Shen (spirit). (They are) especially capable of increasing spiritual bravery, spiritual power, spiritual wisdom, and spiritual intelligence. Its training methods, compared with the Daoist family's Lian Jing (train Essence), Lian Qi (train Qi), and Lian Shen (train spirit), are repeatedly mutually related in many ways, and its Yi (i.e., goal or intention) of practice is completely the same.*
>
> *However, (the Buddhist approach is) trained from external, while elixir family (i.e., Daoist approach) is trained from internal. Cultivating life (i.e., the physical body) is the major support of cultivating the Dao, it is the ladder and the voyage to Buddhahood. It serves the same purpose as "methods" (of cultivation). Once (you have) achieved the goal, the life and the methods should all be given up; not hesitating is the important point.*

Once you understand the general purpose of the Yi Jin Jing and Xi Sui Jing, you should further understand how each one fits into your total training.

1.2.4 The Purpose of the Yi Jin Jing

The main purpose of Yi Jin Jing training is to change the physical body from weak to strong and from sick to healthy. In order to reach this goal, the physical body must be stimulated and exercised, and the Qi in the energy body must be regulated. The main goals of the training are:

- To open up the Qi channels and maintain the appropriate level of smooth Qi circulation in the twelve primary Qi channels. This maintains the health and proper functioning of the related organs. Smooth Qi circulation also makes it possible to greatly strengthen the physical body.
- To fill up the Qi in the two main Qi reservoirs—the Conception and Governing Vessels (Ren Mai and Du Mai, 任脉 · 督脉). The Conception Vessel is responsible for regulating the six Yin channels, while the Governing Vessel governs the six Yang channels. When an abundant supply of Qi is stored in these two vessels, the twelve primary channels can be regulated effectively.
- To open the small Qi branches from the primary channels to the surface of the skin and maintain healthy conditions for the muscles and skin.
- For those who also wish to train Xi Sui Jing and reach a higher level, Yi Jin Jing training is needed to build up the necessary level of Qi.

1.2.5 The Purpose of the Xi Sui Jing

The main purposes of Xi Sui Jing training are to use the abundant Qi generated from Yi Jin Jing training to wash the marrow, to nourish the brain, and to fill up the Qi in the other six vessels. The main goals of the training are:

- To keep the Qi at an abundant level and continue to build up the Qi to a higher level from other sources. An abundant Qi supply is the key to successful marrow washing and nourishing of the brain for raising the spirit. Experience has shown that the genitals can be an important source of extra Qi. Therefore, one of the main goals of Xi Sui Jing training is learning how to increase the production of semen Essence and improving the efficiency of its conversion into Qi.
- In order to keep an abundant supply of Qi, the fuel (Original Essence, 元精) must be conserved, protected, and firmed. Therefore, the second purpose of Xi Sui Jing is to regulate the usage of Original Essence.
- Learning how to lead Qi to the marrow to keep the marrow fresh, and to lead Qi to the brain to raise up the spirit of vitality. Marrow is the factory which produces your red and white blood cells; when the marrow is fresh

and clean the blood will be healthy. As this blood flows to every part of your body, it will slow down the degeneration of your cells. Practicing Xi Sui Jing can therefore slow down the aging process. When the brain has plenty of Qi to nourish it, you are able to maintain the normal functioning of your brain and also raise up the spirit of vitality. When the spirit is raised, the Qi in the body can be governed effectively.

- For a sincere Buddhist or Daoist monk, the final goal of Xi Sui Jing is reaching enlightenment or Buddhahood. For them, the training purposes listed above are considered temporary. They are only steps in the process of building up their "spiritual baby" (Ling Tai, 靈胎) and nurturing it until it is independent and has eternal life.

From this brief summary, it is clear that the Yi Jin Jing and Xi Sui Jing can change both your physical and spiritual qualities and lead you to a higher level of physical and spiritual life. But to understand exactly how these two Qigong exercises help you to reach these goals, you must have a profound understanding of the relationship between your Qi, your physical body, and your spiritual body. Only then will you be able to grasp the keys of the training.

1.3 How the Yi Jin Jing and Xi Sui Jing Have Affected Chinese Culture

Since the Yi Jin Jing and Xi Sui Jing were created about 536 A.D., they have significantly influenced the development of Chinese culture for more than 1400 years. Because the Yi Jin Jing has been taught to the public while the Xi Sui Jing has been kept more secret, the Yi Jin Jing should be credited with having more influence. We will look at their influence on three different fields: 1. religious society; 2. martial and political societies; and 3. medical society.

1.3.1 Religious Society

Before these two classics were available, Buddhism and religious Daoism had existed for nearly 500 years in China. Within that period, though the philosophy of achieving Buddhahood or enlightenment was preached and methods of reaching it through meditation and spiritual cultivation were taught, they mainly emphasized the spiritual part of the cultivation and ignored the physical part of the training. Therefore, most of the monks had weak physical bodies and poor health. Naturally, their lives were short and very few of them actually reached the goal of their cultivation. It was not until these two classics were created by Da Mo that the monks had a more complete theory and more effective training methods that train both the physical and spiritual bodies. To the Chinese religious society, this was a revolution. These two classics provided the monks with an effective way to build up their health and extend their lives so they could continue their spiritual cultivation.

Da Mo is considered the original ancestor of Chan (禅)(Ren, 忍) Buddhist meditation in China. Chan meditation has influenced not only Chinese Buddhist society, but it has also significantly influenced the cultures of several Asian countries such as Japan and Korea. Chan meditation is part of the Yi Jin Jing and Xi Sui Jing training.

Because of Da Mo's training theories, Chinese Buddhism has split into two main groups with different theories of how to train to achieve Buddhahood. Though the Yi Jin Jing and Xi Sui Jing have been passed down within Buddhist society, many Buddhists have refused to use the methods. The main reason is that many of the monks do not believe that, when you are striving to become a Buddha, your physical body should be considered as important as your spiritual body. They believe that since the spiritual body is the one you cultivate to reach eternal life, why should you have to spend time training your physical body? Another important reason is that the Yi Jin Jing and Xi Sui Jing exercises were used at their original birthplace, the Shaolin Temple (Shaolin Si, 少林寺), to enhance fighting ability. Many monks believed that fighting and killing should be completely forbidden, and exercises that contributed to this were therefore evil. As a matter of fact, mainstream Buddhist society considered the Shaolin Temple unrighteous.

Since the Yi Jin Jing and Xi Sui Jing were introduced in China, their training theories have been combined with the theories of traditional Chinese medicine. For example, there are many places in the documents where the training theory and methods are explained according to Chinese medical Qi theory, especially the concepts of primary Qi channels and vessels. This combination has provided a better scientific and logical explanation of how to reach enlightenment or Buddhahood.

1.3.2 Martial and Political Societies

Before the Yi Jin Jing was available, Chinese martial arts techniques and training were restricted to muscular strength. The Shaolin monks discovered that their power could be significantly increased through the Yi Jin Qigong exercises, and it gradually became part of the required training. Because of this, the entire Chinese martial society entered a new era and started to emphasize internal Qi training. The Shaolin Temple was recognized as one of the highest authorities in Chinese martial arts. Now, Shaolin martial arts have not only spread widely in China but even throughout the world.

Many other martial styles were influenced by the Shaolin Temple and started to train internal strength. The first 100 years following the creation of the Yi Jin Jing saw the birth of several internal styles such as Xiao Jiu Tian (Small Nine Heaven, 小九天) and Hou Tian Fa (Post-birth Techniques, 後天法). It is believed that Taijiquan (太極拳), which was created during the tenth century, was based on these two internal styles. Since then, many internal martial arts styles have been created, such as Bagua (八卦), Xingyi (形意), and Liu He Ba Fa (六合八法).

The most significant influence of the Yi Jin Jing and Xi Sui Jing on Chinese mar-

tial arts was probably the development of emotional qualities such as patience, endurance, perseverance, concentration, and discipline. In addition, morality was improved with such qualities as humility, respect, and loyalty being built up through the mental cultivation training. Through meditation and internal training, many martial artists could understand the real meaning of life and find their true nature. This understanding led to a re-evaluation and re-standardization of martial morality. Shaolin martial artists were commonly recognized as examples of righteousness.

Martial artists who trained the Yi Jin Jing and Xi Sui Jing often developed the highest levels of power. This was vitally important in ancient times before the advent of guns, when all of the fighting depended on the individual's strength and techniques. Those who reached the highest levels of fighting ability were respected as heroes and held up as models.

Because in ancient times skilled martial artists were the source of a nation's strength, they have often had a profound influence on politics. For example, it was Marshal Yue Fei (岳飛) who decided the destiny of the Southern Song dynasty (1127-1280 A.D., 南宋). He had learned Shaolin Gongfu, and is credited with creating the internal martial style Xingyiquan as well as The Eight Pieces of Brocade (Ba Duan Jin, 八段錦), a popular Qigong set for health. The first emperor of the Chinese Tang dynasty, Li, Shi-Min (唐李世民), was assisted by the Shaolin priests several times during the revolution which led to his assuming power. Later, emperor Li authorized the Shaolin Temple to organize its own martial arts training system, which had previously been legally limited, and to maintain an army of priest-soldiers (Seng Bing, 僧兵). In addition, in order to express his appreciation, he rewarded them with the right to eat meat and drink wine. However, this outraged other Buddhists, and they ejected the Shaolin Temple from the Chinese Buddhist community.

Another example is general Qi, Ji-Guang (戚繼光), who significantly influenced the future of the Ming dynasty (1368-1644 A.D., 明). The martial arts techniques in his books are said to be based on the Shaolin style. The most recent example of the close link between the martial and the political spheres was probably the disaster which happened directly to the Shaolin Temple during the Qing dynasty (1644-1912 A.D., 清). Primarily because Shaolin priests were involved in fighting against the Qing regime, the Shaolin Temple was attacked and burned at least three times, and many martial priests were killed. Many priests escaped, and returned to secular life. However, they still wanted to resist the Qing emperor, and so they started teaching laymen their art and building up another fighting force.

The martial arts are not so important in today's world, but these two classics still have influence. Many young people still train them, and appreciate the challenge and discipline that they offer.

1.3.3 Medical Society

Although many Qigong styles and exercises were created before the Yi Jin Jing and Xi Sui Jing, most of them only served to improve health and cure some illnesses. After Da Mo however, people began to realize that they could gain a significant increase in longevity through Yi Jin Jing and Xi Sui Jing training.

Since the Yi Jin Jing and Xi Sui Jing were introduced in China, many doctors and some martial artists have combined their training theories with traditional Chinese medicine. Out of this combination have come many different healing and health maintaining Qigong exercises which are more effective than the traditional healing Qigong exercises. For example, the famous Qigong set The Eight Pieces of Brocade was one of the fruits of this combination. Recently, many healing exercises for some types of cancer were created based on this combined theory.

1.4 The Value of the Yi Jin Jing and Xi Sui Jing in Today's World

You can see from the last section that the Yi Jin Jing and Xi Sui Jing have had a significant effect on Chinese culture. These two classics are the fruit of Chinese culture, and have been tasted for more than one thousand years. Now, the world is different. Ancient secrets are revealed. Different cultures from different races finally have a chance to look at each other. It is time for us to open our minds to other cultures and even adopt their good parts. These two classics have brought the Chinese people the great fortune of good health. I believe that if Western society can open its mind to study them, it will gain far more than anyone can predict. I would like to discuss this subject in three parts.

1.4.1 Religion

With the improvement of communication since the beginning of this century, countries which used to close their gates to anything foreign have gradually opened. The exchange of culture, knowledge, and experiences has increased significantly in the last two decades. However, in the domain of religion, the situation remains the same as in the last century. Religious groups continue to build up walls to separate themselves from other religions, especially those from different cultures.

Because of this, the progress of religious education has stagnated or even gone backward. Fewer and fewer people believe in God or Buddha. The power of the religions which used to dominate and control morality in society has been weakening. More and more people have lost the feeling for and understanding of the meaning of life. The responsibility for the development of spiritual science has been taken over by nonreligious groups. The main reason for this is simply that almost all religious preaching and education still remain at the pre-scientific stage. While science is rapidly advancing, and people are much better educated than ever, the old methods of study, research, and preaching have lost their power to persuade people. The old ideas

of morality and the superstitious methods of persuasion no longer fit in our modern society.

Spiritual questions have always caused people a lot of confusion and doubt. I believe that the development of spiritual science has never been so important in human history. So many people today need a sense of direction for their lives, one which can be understood in the light of today's science. They need contemporary answers to contemporary questions. I sincerely believe that if all of the religions could open their minds, share their experiences, and study together, they would be able to find a modern way to regain people's belief and support, and continue to be the spiritual leaders of our society.

The Yi Jin Jing and Xi Sui Jing are only a small part of Chinese spiritual science. Both Buddhism and Daoism have had nearly two thousand years to study man's inner feelings and spiritual enlightenment. I believe that if the Western religions can open their minds, study them, and select the good parts to mix with their own, a new religious revolution can be expected.

1.4.2 Martial Arts

Though traditional martial arts training is not as important as in ancient times, when an individual's power and fighting techniques were the decisive factors in battle, martial arts training still remains of value. It has many purposes today, the most common being the strengthening of the physical body and the maintenance of health. Though many other sports can serve the same purpose, Chinese martial arts are the product of thousands of years of experience, and the theory and philosophy are much deeper. Like Western classical music, the deeper you dig, the more depth you find. Another common use of the martial arts is for self-cultivation. This is so because their training is not just physical. In order to reach the higher levels of competence, you have to conquer yourself. One of the main reasons that parents send their children to martial arts schools is to learn self-discipline. Through the training, children learn responsibility, patience, perseverance, respect for culture and tradition, and most important of all, they develop the willpower which is so essential to achieve any kind of goal.

Another reason that many people study the martial arts is that they are looking for the meaning of life. The martial arts, like classical music and art, are profound because they developed out of an enormous accumulation of human experience. As you immerse yourself in the study of one of these arts, you are able to find the peace within yourself to analyze what is happening in your life. This is especially true for practitioners of the internal martial arts.

You can see that the Chinese martial arts today have become a sport, a form of self-cultivation, and a way to achieve a peaceful life. You can see why the internal spiritual arts have reached such a high level in the Chinese martial arts. Internal spiritual culti-

vation is part of the arts and cannot be separated from them. This has been the case in China since 500 A.D. Regardless of which martial style one studies in China, it must have both external techniques and internal Qigong power training.

However, when the Oriental martial arts were imported to the Western world, because of the traditional secrecy, the modern life-style, and the different cultural background, there was a separation between the training of the external techniques and the internal cultivation. This has made the arts and the training incomplete. Many Western martial artists have only learned the external training, and a large number only use the arts as a way to make money. The true meaning and content have been revised. Many people consider the Oriental martial arts to be simply fighting techniques, and they totally ignore the internal cultivation. This has caused the general public to despise and downgrade this highly elegant art. This situation was especially true during the 1960's.

This situation has only begun to change in the last ten years. With the increase of communication and cultural exchange between China and the Western world, the arts are finally beginning to be understood. More people understand acupuncture and Qi theory, and they have learned a new respect for the Chinese martial arts, especially for Taijiquan, which has spread to every corner of the world. It is now time for the Western martial arts community to change its point of view and study one step further. The internal aspect of the arts must be understood and combined with the external training. I predict that any martial style that doesn't start this now will be considered outdated in another ten or twenty years. The internal aspect of the oriental martial arts was kept secret, but now it has been revealed. Any martial artist who does not grasp this opportunity to learn is limiting his art to the external. The internal aspect of Chinese martial arts training will be discussed in the book: *Qigong and the Martial Arts* which will be published at a later date.

Yi Jin Jing and Xi Sui Jing Qigong are the foundation of the internal training in the martial arts. For example, "Iron Shirt" was a product of the Yi Jin Qigong. Internal "Light Gongfu" was a result of the Xi Sui Jing training. Any martial artist who would like to enter the internal aspect of cultivation must first understand these two classics. You can see that because of the changes in the last ten years, the internal arts are moving up, and the external arts are moving down. I can easily predict that in the near future, any martial school that does not get involved in the internal aspect of training will find its business declining. When people look for a suitable master for themselves or their children, they must first determine how much each master really knows. Does he train only the external, or both external and internal? And what is his morality?

I believe that if there is a set of Qigong books available it will greatly help people to understand the mystery of Qigong and the internal arts, and stay on the right path. I hope to provide such a set with this series of books, and I sincerely hope that other people who are experienced in the internal arts will also publish their knowledge.

1.4.3 Medical Science

Other than improving health, two of the most significant achievements which can be obtained from Yi Jin Jing and Xi Sui Jing training are longevity and a deeper spiritual life. Long life has been a major concern of mankind, and it is a major subject of modern medical research. Since the Yi Jin Jing and Xi Sui Jing offer proven theory and training methods, it would be wise for modern medicine to study and research them. Naturally, first modern science must reach an understanding of internal energy (Qi), which is still new to it. It is only in the last decade that Qi is beginning to be understood as bioenergy. Hopefully, modern science may be able to find quicker and easier ways to achieve the same results as the Yi Jin Jing and Xi Sui Jing.

In order to have a calm and peaceful mind, you must first have a healthy brain. This is achieved by leading Qi to nourish the brain. You next have to learn how to regulate your emotional mind and keep your mental center. This training can be a highly effective way to deal with mental problems which modern science cannot heal.

For a normal, healthy person, the training of these two classics is probably one of the most efficient ways to maintain and improve physical and mental health. They should be able to provide modern science with many useful ideas for research into longevity and mental illness.

1.5 How to Approach this Book

In order to accept the challenge of studying this old science, we must have a modern, scientific attitude. This is especially necessary for the Yi Jin Jing and Xi Sui Jing because of the mystery which has surrounded them. I would like to recommend some attitudes which will be very useful during your study.

No prejudices. All cultures and traditions which have survived must have their benefits. Perhaps some of them do not fit into our modern world, but they still deserve our respect. Remember, if you get rid of your past, you have pulled out your root. Naturally, you should not be stubborn and claim that the traditional culture is absolutely right or claim that an alien culture must be better than the one you have grown up in. You should keep the good parts of the traditional and absorb the best of the alien.

Be neutral in your judgement. You should consider every new statement you read from the viewpoint of both your emotional feelings and the judgement of your wisdom. You should always consider your emotions, but they should not dominate your judgement.

Be Scientific. Although there are many phenomena which still cannot be explained by modern science, you should always remember to judge events scientifically. This will lead to the development of new science. You should use modern equipment to test phenomena when possible.

Be logical and make sense. When you read or study, in your mind you should always ask, "Is it logical and does it make sense?" When you keep these questions in mind, you will think and understand instead of believing blindly.

Respect prior experience. Prior experience which has been passed down is the root of research. You should always be sincere and respectful when you study the past. The past helps you to understand the present. By understanding the present, you will be able to create the future. The accumulation of experience is the best teacher. You should respect the past, be cautious about the present, and challenge the future.

China has more than 7000 years of culture, and it has brought forth many brilliant accomplishments. Qigong is only one of them. In all of human history, there has never been such open communication among different cultures as is happening in our time. It is our responsibility to encourage the general public to accept, study, and research other cultures. In this way, the human race will be able to use the good parts of other cultures to live in a more peaceful and meaningful way.

Chinese Qigong is part of traditional Chinese medical science. It has brought the Chinese thousands of years of calm, peace, and happiness. I believe that this brilliant part of Chinese culture will especially help Westerners in the spiritual part of their training. Further publications must be encouraged. Wide scale scholastic and scientific research must be conducted, especially by universities and medical organizations. In this way, we will be able to introduce this new culture to the Western world in a short time.

I predict that the study of Chinese medical science and internal, meditative Qigong will attain great results in the next decade. I invite you to join me and become a pioneer of this new field in the Western world.

1.6 About This Book

When you study this book, there are a few things which you should know:

The major part of this book is compiled from many documents acquired from many sources. These documents are explained or commented upon, based on my personal Qigong knowledge and experience. Therefore, during the course of study, you should remain open-minded, and also refer to other related books. In this case, your mind will not be restricted to a small domain of Qigong study.

The main sources of the documents used in this book are:

- *The Real Manuscript of Yi Jin Jing* (Zhen Ben Yi Jin Jing, 真本易筋經). This document was revealed by Mr. Jiang, Zhu-Zhuang (蔣竹莊), having been passed down secretly by his ancestors. Later, the same document was found in a manuscript stored in the "Tower of Fragrance" (Ha Fen Lou, 涵芬樓), which is a Daoist organization. After these two versions were compared and

edited, the document was published in the book *Chinese Shen Gong, (Zhong Guo Shen Gong, 中國神功), Vol. 1,* by Gong Jian Lao Ren (恭儉老人) (which means "Humbly Studious Old Man").

- *The Real Meaning of the Chinese Xi Sui Gong (Zhong Guo Xi Sui Gongfu Zhi Zhen Di, 中國洗髓功夫之真諦)*. This document was published by Mr. Qiao, Chang-Hong (喬長虹). Comparing this document with the previous one, it is evident that even though some training methods are slightly different, the theory and the training principles remain the same.
- Other excerpts of documents which have been collected in the book: *Chinese Shen Gong, Vol. 1,* by Gong Jian Lao Ren. In the last fifteen years, in addition to the many books which reveal Qigong training secrets, there is a twenty-one volume Qigong series published by Gong Jian Lao Ren. This name, which is clearly a pseudonym, means Humbly Studious Old Man. His real identity is unknown. All we know about him is that, since his family is rich, he was able to purchase or collect many documents, which he compiled and published. The above two sources are also listed in his first volume.
- Many other individual documents and exercises, such as the Wai Dan Grand Circulation exercises, which I learned from my masters or collected over the last twenty-four years.

The foundation of this book is those documents which were passed down from ancient times. Although, in my opinion, there are some minor errors or concepts which I do not agree with, the text of these documents remains the most important source of information for this book. Since there are numerous documents available now, and also because much of their content is not related to the *Yi Jin Jing* and *Xi Sui Jing,* only those parts which relate to these two classics will be translated and commented upon.

Though many documents are available, most of these documents were written hundreds of years ago, in the ancient style of writing, and they are very difficult to translate. Furthermore, they originated as Buddhist or Daoist treatises, and were only part of the training for monks who were trying to reach enlightenment. Since most of the Buddhist bibles or treatises are very deep philosophy, even in China there are not too many people who are able to understand the real meaning. In order to understand these documents perfectly, you must have a deep understanding of Buddhism and Daoism. This increases the difficulty of translation.

Because of the cultural differences, when one tries to translate these verses into non-Chinese languages, it is extremely difficult to find equivalent words which would

be understood by the reader. Many expressions would not make sense to the Westerner if translated literally. Often, a knowledge of the historical background is necessary. When you read these verses, especially in translation, you will have to do a lot of thinking, feeling, and pondering before you are able to sense the real and deep meaning. With this main difficulty in mind, I have attempted to convey as much of the original meaning of the Chinese as possible, based on my own Qigong experience and understanding. Although it is impossible to totally translate the original meaning, I feel that I have managed to express the majority of the important points. The translation has been made as close to the original Chinese as possible, including such things as double negatives and, sometimes, idiosyncratic sentence structure. Words which are understood but not actually written in the Chinese text have been included in parentheses. Also, some Chinese words are followed by the English in parentheses, e.g., Shen (Spirit). For reference, the original Chinese text is included after each translation.

The Yi Jin Jing and Xi Sui Jing are only part of the Chinese Qigong training, and compared to other Chinese Qigong practices, they are considered to be deep. Therefore, many of the terminologies or the discussions may confuse you. If you have this feeling, you should first study the book: *The Root of Chinese Qigong.* It will offer you a clear concept of Qigong and lead you to a better understanding of this and future books.

References

1. 大道不過三兩句，說破不值半文錢。

CHAPTER 2

Historical Survey

In the book: *The Root of Chinese Qigong*, we reviewed the general history of Chinese Qigong. From there we know that religious Qigong was only one category among several. In this book we will survey only the history of the religious Qigong which is related to the Yi Jin Jing and Xi Sui Jing Qigong.

From all of the available documents, it is very clear that Yi Jin Jing and Xi Sui Jing Qigong originated within Buddhist society. Although Buddhism was already a major religion in China, most of its Qigong training and ways of reaching Buddhahood had always been kept secret. For more than one thousand years, only limited parts of the secret documents were revealed to laymen. As a matter of fact, most of the documents and historical surveys about Yi Jin and Xi Sui Qigong practices available today come from religious Daoism and the martial arts community, rather than the Buddhists.

Almost all of the documents credit the Buddhist Da Mo with the authorship of these two classics. Therefore, we will first review the history of Chinese Qigong and religion before Da Mo, and then we will talk about Da Mo, the Yi Jin Jing and Xi Sui Jing. In the third section we will discuss the influence of the *Yi Jin Jing* and *Xi Sui Jing* on Chinese society after Da Mo's death. Finally, we will translate some of the documents and stories which relate to Da Mo and these two classics.

2.1 BEFORE DA MO

Although Qigong in China can be traced back before the Shang dynasty (1766-1154 B.C., 商), historical documents written before the Eastern Han dynasty (c. 58 A.D., 東漢) are scarce today, and it is difficult to obtain detailed information, especially about training practices. From the limited publications we understand that there were two major types of Qigong training, and that there was almost no religious color to the training. One type was used by the Confucian and Daoist scholars, who used it primarily to maintain their health. The other type of Qigong was for medical purposes, using needles, massage, or healing Qigong exercises to adjust the Qi or cure illness. All of the training theory focused on following the natural way to improve and maintain health. Actively countering the effects of nature was considered impossible.

Later, during the Eastern Han dynasty (c. 58 A.D.), Buddhism was imported to China, as well as some of the Qigong practices which had been developed in India.

Buddhism was created by an Indian prince named Gautama (558-478 B.C.). When he was 29 years old, he became dissatisfied with his comfortable and sheltered life and left his country. He went out into the world among the common people to experience the pain and suffering in their lives. Six years later, he suddenly apprehended the "Truth," and he started traveling around to spread his philosophy. Buddhism is a major religion based on the belief that Gautama, the Buddha (Sanskrit for Awakened One), achieved nirvana, or perfect bliss and freedom from the cycle of birth and death, and taught how to achieve this state. In order to reach this goal, a Buddhist monk must learn the way of spiritual cultivation, which is a high level of Qigong practice.

Because the Han emperors were sincere Buddhists, Buddhism became the main religion in China. Naturally, the monks learned some of the Buddhist spiritual meditation methods. However, because of transportation and communication difficulties, they did not learn the complete system. For example, it is said that before the Liang dynasty (500 A.D., 梁), almost 500 years since Buddhism was imported to China, only two Indian priests had visited China to teach Buddhism. This means that for five hundred years Chinese Buddhist monks could only learn the philosophy and theory which could be passed down through written Buddhist scriptures. They learned little of the actual cultivation and training methods, because most of these must be taught directly by an experienced master.

Because of this, after five hundred years of derivation and deduction the Chinese monks had established a way of reaching Buddhahood which was different from that of the Indian priests. The monks believed that the goal of Buddhahood could be accomplished simply through spiritual cultivation. However, according to the available documents this over-emphasis on spiritual cultivation resulted in their ignoring their physical bodies. They considered the physical body of only temporary use because it served as a ladder to reach Buddhahood. They even scoffed that the physical body was only a "Chou Pi Nang" (臭皮囊) which means "notorious skin bag." They believed that since it was the spirit which would reach Buddhahood, why should they spend timetrainingthe physical body? Therefore, still meditation was emphasized and physical exercise was ignored. Naturally, most of the monks were weak and unhealthy. This problem was aggravated by an unnutritional, protein-deficient diet. This inaccurate approach to cultivation was not changed until Da Mo arrived in China.

Another religion, religious Daoism, also developed in this same time-period. Religious Daoism was created by a Daoist scholar named Zhang, Dao-Ling (張道陵), who combined the traditional scholarly Daoist philosophy with Buddhist cultivation theory and created "Religious Daoism" (道教). Traditional scholarly Daoism was created by Lao Zi (or Li Er)(老子・李耳) in the 6th century B.C. He wrote a book titled *Dao De Jing (Classic on Morality,* 道德經) which discussed natural human morality. Later, his follower Zhuang Zhou (莊周) in the Warring States Period (403-222 B.C., 戰國) wrote

a book called *Zhuang Zi* (莊子). Scholarly Daoism studied the human spirit and nature but, according to the available documents, it was not considered a religion.

Before the creation of religious Daoism, scholarly Daoism had already been around for nearly seven hundred years. Naturally, the scholars' meditative Qigong methods had already reached a high level. After Buddhism was combined with scholarly Daoism, though some scholar meditation methods might have been modified, the physical Qigong exercises developed were still ignored. It is believed that the only physical Qigong exercises developed were part of medical Qigong, and were created mainly by physicians. You can see from this analysis that before Da Mo, both Buddhists and Daoists emphasized spiritual cultivation and ignored the physical Qigong training.

Now that you have a general idea of the historical background of Buddhism and Daoism, let us discuss the Buddhist Shaolin Temple. This temple became very important because it was the place where Da Mo created his two classics, and where he is buried (536 A.D.).

According to the available documents, the original Shaolin Temple (Figure 2-1) was built in 495 A.D. (Wei Xiao Wen Di 19th year, 魏孝文帝十九年) on Shao Shi

Figure 2-1. Shaolin Temple

Mountain, Deng Feng Xian, Henan province (河南省・登峰縣・少室山), by the order of Emperor Wei. The temple was built for an Indian Buddhist priest named Ba Tuo (跋陀) for the purpose of preaching and worship. In Chinese history, it is believed that Ba Tuo was the first Buddhist monk to come to China to preach. He was commonly called "Happy Buddha" (Mi Le Fo, 彌勒佛)(Figure 2-2). At that time, Buddhism was at the peak of its popularity and prosperity. It was said that at that time there were thirteen thousand Buddhist temples and more than one hundred thousands monks. However, not long after this time the religion came undersevere criticism from the scholars, and in a short 30 years it lost a great deal of its influence and popularity. When Da Mo came to China in 527 A.D. (Wei Xiao Ming Di, Xiao Chang 3rd year, 魏孝明帝孝昌三年), Buddhism's stock was quite low.

Figure 2-2. Happy Buddha (Mi Le Fo)



Figure 2-3. Da Mo

2.2 Da Mo, the *Yi Jin Jing* and *Xi Sui Jing*

Da Mo (Figure 2-3), whose last name was Sardili and who was also known as Bodhidarma, was once a prince of a small tribe in southern India. He was of the Mahayana school of Buddhism, and was considered by many to have been a bodhisativa, or an enlightened being who had renounced nirvana in order to save others. From the fragments of historical records it is believed he was born about 483 A.D. At that time, India was considered a spiritual center by the Chinese, since it was the source of Buddhism, which was still very influential in China. Many of the Chinese emperors either sent priests to India to study Buddhism and

bring back scriptures, or else they invited Indian priests to come to China to preach. It is believed that Da Mo was the second Indian priest to be invited to China.

Da Mo was invited to China to preach by Emperor Liang in 527 A.D. (Liang Wu Di, Da Tong first year, 梁武帝大同一年 or Wei Xiao Ming Di Chang 3rd year, 魏孝明帝孝昌三年). When the emperor decided he did not like Da Mo's Buddhist theory, the monk withdrew to the Shaolin Temple. When Da Mo arrived, he saw that the priests were weak and sickly, so he shut himself away to ponder the problem (Figure 2-4). When he emerged after nine years of seclusion he wrote two classics: *Yi Jin Jing (Muscle/Tendon Changing Classic)* and *Xi Sui Jing (Marrow/Brain Washing Classic).*



Figure 2-4. Entrance to the Cave where Da Mo Meditated for Nine Years

The *Yi Jin Jing* taught the priests how to gain health and change their physical bodies from weak to strong. After the priests practiced the Yi Jin Jing exercises, they found that not only did they improve their health, but they also greatly increased their strength. When this training was integrated into the martial arts forms, it increased the effectiveness of their techniques. This change marked one more step in the growth of the Chinese martial arts: martial Qigong.

> *The Xi Sui Jing taught the priests how to use Qi to clean the bone marrow and strengthen the blood and immune system, as well as how to energize the brain, which helped them to attain Buddhahood. Because the Xi Sui Jing was hard to understand and practice, the training methods were passed down secretly to only a very few disciples in each generation.*

Because of the lack of historical documents about Da Mo, nobody really knows what kind of person he was. However, there is a poem written by Lu You (陸游), a famous poet of the Southern Song dynasty (1131-1162 A.D., 南宋), which described Da Mo's personal philosophy. It said:

宋陸游為達摩詩

亦不睹惡而生嫌。亦不觀善而勤措。
亦不捨智而近愚。亦不拋迷而就悟。
達大道兮過量，通佛心兮出度，
不與凡聖同塗，超然名之曰祖。

Feeling not disgusted by corruption and evil,
Nor eager grasping after desire and gain,
Sacrificing not wisdom for the company of fools,
Nor abandoning wonder to preserve the truth,
Reaching the great Dao without excessiveness,
Attaining the Buddha heart without vindictiveness,
Keeping not to the path of mere normal holiness,
Transcendent of its own creation.

Naturally, we cannot judge him from this poem, especially since it was written more than 500 years after his death. The teaching philosophy which has traditionally been attributed to him is: "Do not pass on to people outside of our religion, words should not be written down, point directly to the person's mind, to see and cultivate the personality, humanity, and become a Buddha."[1] His teaching philosophy seems to coincide with the poem by Lu Yu. Da Mo was a stubborn, conceited, and wise man.

As previously explained, before Da Mo, the main training method for reaching Buddhahood in China was only spiritual cultivation through meditation. The complete training methods used in India were not passed down to the Chinese Buddhists. This situation lasted until Da Mo's two classics became available. There is a couplet in the Shaolin Temple which says: "In the West Heaven (i.e., India) for twenty-eight ancestors, came to East Land (i.e., China) to begin at Shaolin."[2] This means that Da Mo was the twenty-ninth generation of Chan Buddhism in India, and when he came to Shaolin he became the first ancestor of Chinese Chan Buddhism.

You can see that before Da Mo, the Chinese had not even learned Chan Buddhism. Furthermore, if Da Mo was the twenty-ninth generation of Chan Buddhism in India, then Chan meditation had already been studied and developed in India for quite some time. It is reasonable to assume that his two classics were written based on his knowledge of Chan Buddhism. To Chinese Buddhists, his two classics were revolutionary, and provided them with a new way of achieving Buddhahood. Like other revolutionary ideas, it encountered strong resistance from Chinese Buddhists. Naturally, the main resistance came from the traditional Buddhists who had developed their own system of cultivation over the last 500 years.

The major difference between these two classics and the traditional Chinese method was Da Mo's emphasis that the training of the physical body was just as

important as the spiritual cultivation. Without a strong and healthy body, the final goal of spiritual cultivation was hard to reach. Though his new training theory was resisted by many Buddhists, many others believed his theory and started to train. The Shaolin Temple became a center for teaching his theories, and soon after his death they had spread to every corner of China. His Chan meditation was exported to Japan, where it became known as Ren (忍).

Despite the popularity of his methods, however, many priests still insisted on using the traditional methods of cultivation. When the Shaolin Temple applied Da Mo's Qigong training to fighting techniques, the new theories gained more opponents among the traditionalists. Although it was often necessary to defend oneself during that violent period, there were many priests who were against the martial training. They believed that as Buddhist priests they should avoid all violence.

2.3 After Da Mo

In the first chapter we discussed the significant influence which Da Mo's Yi Jin Jing and Xi Sui Jing exerted on Chinese culture. Here we would like to take a deeper look at how Da Mo's Yi Jin Jing and Xi Sui Jing have influenced Chinese religious and martial arts societies.

Da Mo is considered the ancestor of Chan Zong (禪宗), the Ren sect of Buddhism. It was said that when Da Mo died in 536 A.D., he passed his Chan Buddhist philosophy and his Xi Sui Jing techniques to his best and most trusted disciple, Hui Ke (慧可). Hui Ke's name as a layman was Ji Guang (繼光). He was a scholar who gave up his normal life and became a priest in order to conquer himself. Hui Ke passed the Buddhist philosophy on to Seng Can (僧璨). It then went to Dao Xin (道信), Hong Ren (弘忍), and Hui Neng (慧能). These five and Da Mo are called the Six Ancestors of Chan (Chan Zong Liu Zu, 禪宗六祖). Later, Chinese Buddhists honored another monk, Shen Hui (神會) of the Tang dynasty of Kai Yuan (713-742 A.D., 唐開元), and subsequently referred to the Seven Ancestors of Chan (Chan Zong Qi Zu, 禪宗七祖).

Sitting Chan meditation, which is part of the Xi Sui Jing enlightenment training, is able to bring you to the highest level of spiritual cultivation. We read that Da Mo's Yi Jin Jing was taught in the Shaolin Temple, and Xi Sui Jing was passed down to Hui Ke. However, according to my understanding of the available documents, these two classics must both be trained in order to reach the final goal of Buddhahood. Surprisingly, however, there is almost no Yi Jin Jing training in Chinese Chan and Japanese Ren Buddhism. Also, it is very curious that Xi Sui Jing was not generally trained in the Shaolin Temple. As a matter of fact, we have found more Daoist and martial arts documents than we have Buddhist documents about the training of these two classics. Therefore, it would be very interesting to analyze what happened in these societies after Da Mo's death.

First, we must analyze the early structure of religious Daoism. Religious Daoism was neither the purely traditional, conservative scholar Daoism, nor the pure Buddhism imported from India, but it began as a combination of the philosophy and theories of both. If we look at the historical background of that time, we can see an important point. At that time, China was the strongest country in Asia, and its culture was the most advanced. It is incredible that China would be so open as to absorb Buddhism into its culture, especially at a time when Chinese society was so conservative and its people were all so proud of their long history. If the Han emperor were not so open-minded, the spread of Buddhism in China would probably have been delayed for several centuries.

Religious Daoism was born during this period. It not only kept the good parts of the traditional Daoist philosophy, but it also absorbed useful parts of Buddhist culture and their methods of spiritual cultivation which were imported from India. Over the years they have kept this open-mindedness, and have never hesitated to learn useful things from other styles.

Next, let us take a look at the fundamental theory and philosophy of Daoism. Daoism emphasized the "Dao" (the way, 道), which means the way of nature. They believed that "what will happen will happen." It was pointless to obey a tradition or doctrine, but it was equally pointless to rebel against it. Daoist monks did not have all the rules that the Buddhists did. They did not have to cut their hair like the Buddhists, and they were allowed alcohol and meat. They were even allowed to have sex and marry, which the Buddhists were absolutely forbidden to do. This tendency of the Daoists to be more open-minded than the Buddhists carried over into how they worked for enlightenment.

There is another important fact. Since the Daoists and Buddhists shared essentially the same goal and had many practices and philosophies in common, both worshiped the same Buddha and followed the same philosophy in many ways, Daoist and Buddhist monks often studied together and became close friends. In China it is often said that "Fo Dao Yi Jia"(佛道一家) which means "Buddhism and Daoism are one family." Before Da Mo, the Daoists already knew many of the Buddhist methods of cultivation. After Da Mo's death, they naturally were able to acquire his new secret methods of Qi cultivation. Eventually, in addition to the traditional Daoist texts, the Daoist libraries also had a considerable number of Buddhist training documents.

Because of Da Mo's Yi Jin Jing, Shaolin priests got heavily involved in martial arts training. At that time it was necessary for the defense of temple property. This marked the beginning of a new era for Chinese martial arts: from the concentration on external techniques they moved into the cultivation of internal Qigong, or spiritual power.

Naturally, after a few hundred years, many of the Yi Jin Jing techniques were also learned by Daoists. During the Song dynasty (960 A.D., 宋), Taijiquan, an internal martial art which emphasizes Qi development, was created in Wudang Mountain

(武當山). Since then, Wudang Mountain has become the center of Daoism and the internal martial arts. Naturally, the Shaolin Temple has always been considered the authority on the external martial styles.

Today, many people mistakenly believe that the Shaolin martial arts do not have internal Qigong training, while the internal martial arts do not emphasize the practice of external techniques. They don't realize that internal Qigong training originated in the Shaolin Temple, and it was always an important part of the training there. Furthermore, if an internal martial artist has strong internal power but he does not have good fighting techniques, he will be defeated. Traditionally, therefore, Shaolin training has been from external to internal, while Wudang training is from internal to external. Only when you have learned both internal and external may you say that you have completed Chinese martial arts training.

For many years it was generally believed that the training methods for Xi Sui Jing Qigong had been lost. However, a change came during the Qing dynasty (1644-1912 A.D., 清). During that period, many Buddhist and Daoist monks got involved in politics, fighting to overthrow the Qing dynasty. In retaliation, the main Shaolin Temple and several branches (such as those at Fujian Quan Zhou, 福建泉州, and Hebei Hong Long, 河北紅拳), were attacked and burned several times by Qing soldiers. Many priests escaped and started teaching the martial techniques to laymen to continue the fight. Some laymen also secretly learned many of the Yi Jin Jing and some Xi Sui Jing Qigong training methods.

In the last twenty years, due to the convenience of modern transportation and communication, people are more open minded than ever. Many of the secrets have been published, and are opening up a new era of Qigong study. However, because of the years of secrecy, the information is coming out in random bits and pieces, and is incomplete.

2.4 Stories

In the fourteen hundred years since Da Mo's death, many people have claimed to have the secrets of Yi Jin Jing and Xi Sui Jing training, including Buddhist monks, Daoist priests, and martial artists. However, nobody really knew who had the "original" secrets passed down by Da Mo. Many of the documents that are available to us have a preface or foreword explaining how the author obtained the original secrets. It is interesting to read them. Since nobody actually knows what is true, you should simply treat them like stories.

The following three forewords were written by three different people who owned the same document at different times. This document was then released to the public by the Han Fen Lou (Tower of Fragrance, 涵芬樓), a Daoist organization. As a matter of fact, this document has the most complete theory and training methods, and a large portion of the Yi Jin Jing discussed in this book is based on it.

Preface to The Real Manuscript of Yi Jin Jing
By Herbalist Li Jing, Tang Zhen Guan 2nd Year (629 A.D.)

真本秘筧易筋經原序
唐貞觀二載李靖藥師

(In the time of) the late Emperor Wei Xiao Ming in the Tai He period, the great teacher Da Mo came to Wei from Liang, and faced the wall in the Shaolin Temple. One day, he asked his disciples and said: "Why don't you describe what you know and (I) will tell you the achievement you have accomplished." (Therefore) each disciple described what he had cultivated. Teacher said: "You have acquired my skin, you have acquired my meat, and you have obtained my bone." Solely to Hui Ke: "You have obtained my marrow." Later, people explained wrongly and thought (he meant) the depth of entering the Dao. (They) didn't know (he) really meant something (specific). It was not a casual comment.

後魏孝明帝太和間，達磨大師自梁適魏，面壁於少林寺。一日，謂其徒眾曰：〝盍各言所知，將以占造詣。〞眾因各陳其進修。師曰：〝某得吾皮，某得吾肉，某得吾骨。〞惟對慧可曰：〝爾得吾髓〞云云。後人漫解之，以為入道之淺深耳，概不知其實有所指，非漫語也。

Between 420 A.D. and 589 A.D. (a total of 169 years), there were several emperors who divided China into separate countries. It was called "Epoch of the Division Between North and South"(南北朝) According to the available records, Da Mo was invited to China by the Liang emperor in 527 A.D. and later entered the Wei territory, staying at the Shaolin Temple. This document errs about the timing. Wei Xiao Ming was emperor from 516 A.D. to 528 A.D., and also, the Tai He period was from 477 A.D. to 500 A.D. during the reign of emperor Wei Xiao Wen Di. Because of this conflict within the document, the dates cannot be trusted.

Hui Ke was a disciple of Da Mo who was said to have obtained the secret of Xi Sui Jing Qigong, which teaches a monk how to reach the final goal of Buddhahood. "Marrow" refers to the training techniques which he had learned, and not to the depth of his Daoist achievement.

After nine years, the achievement was accomplished and (he) died, buried at the root of Bear's Ear Mountain. Then he left his shoes and went. Later, the wall he was facing was damaged by wind and rain. Shaolin monks repaired it and found a metal box. The box was closed with no seal or lock, (but) hundreds of methods could not open it. One monk comprehended and said: "This must be caused from the strength of glue. We should use

fire." The box then opened. It was found the box was filled with wax which kept the box closed. (They) acquired two classics: one named Xi Sui Jing, *one named* Yi Jin Jing.

追九年功畢示化，葬熊耳山腳，乃遺隻履而去。後面壁處碑砌，壞於風雨，少林僧修葺之，得一鐵函，無封鎖，有隙會，百計不能開，一僧悟曰：“此必膠之固也，宜以火。”函遂開，乃鎔臘滿注而四著故也。得所藏經二帙：一曰「洗髓經」，一曰「易筋經」。

This tells the place where Da Mo was buried, at the root of Bear's Ear Mountain (Xiong Er Shan, 熊耳山). It corresponds with the documents published by the Shaolin Temple.[3] In China, when someone has achieved Buddhahood he is said to have left his shoes and gone. This implies that although he is gone, some of his accomplishments were left behind for those following him. In ancient times, wax was commonly used to glue things together. Again, it is not known whether the classics were really found where Da Mo had been meditating. It is most probable that this story was made up.

The Xi Sui Jing says a man's body (is) touched by love and desire, and formed with shape, contaminated by sediment and dirtiness. If you wish to cultivate the real meaning of Buddhism, (spirit) moving and stopping at will, (then) the five viscera and six bowels, four limbs and hundreds of bones must be completely washed clean individually. (When they are) pure and (you) are able to see the calmness and peace, then (you) can be cultivated and enter the domain of Buddhahood. (If you) do not cultivate this (way), (obtaining the Dao) will not have foundation and origin. Read till here, then know that the believers thought that "acquiring the marrow" was not a comparison.

洗髓經者，謂人之生，感於愛慾，一落有形，悉皆滓穢；欲修佛諦，動障真如，五臟六腑，四肢百骸，必先一一洗滌淨盡，純見清虛，方可進修，入佛智地，不由此經進修，無基無有是處；讀至此，然後知向者所謂得髓者，非譬喻也。

Xi Sui Jing teaches you how to clean yourself internally, including the internal organs, which are related to your thoughts. Only when you have regulated your thoughts and led your mind into a stage of peacefulness can your physical body be cleaned. Then you have laid the foundation for entering the Dao. This paragraph again points out that "acquiring the marrow" refers to Marrow/Brain training, and not to the depth of Dao cultivation.

The Yi Jin Jing says that outside of the bone and marrow, under the skin and meat (i.e., muscles), (there is) nothing but the tendons and vessels which connect the entire body and transport the blood and Qi. All of these are post-birth body, (and) must be promoted (i.e., trained); borrow them to cultivate the real (Dao). If you do not assist and promote them, (you will) see weakening and withering immediately. (If you) see (this training) as ordinary (training), how could you reach the final goal? (If you) give up and do not train them, then there is no strength for cultivation, and nothing can be achieved. (When I) read till here, then I know that what were called skin, meat, and bones are also not a comparison and not a casual comment.

易筋者，謂髓骨之外，皮肉之內，莫非筋聯絡周身，通行血氣，凡屬後天，皆其提挈，借假修真，非所贅勳，立見頹靡，視作泛常，曷臻極至？舍是不為，進修不力，無有是處；讀至此，然後知所謂皮肉骨者，非譬喻，亦非漫語也。

This paragraph explains that the Yi Jin Jing is used to train the physical body including skin, muscles, vessels, and bones. This physical body must be used temporarily (borrowed) for your internal cultivation as you reach for the final goal. Therefore, you must train your physical body and keep it healthy. If you do not train it, then you will not have a strong, healthy body for your spiritual cultivation. Therefore, when the first paragraph referred to the "acquiring of skin, meat, and bones," they are again not commenting on the depth of Daoist cultivation, but rather they are referring to actual training.

The Xi Sui Jing belonged to Hui Ke, together with the robe and the bowl passed down secretly. Later generations rarely saw it. Only the Yi Jin Jing was kept, and stayed at Shaolin in memory of the teacher's morality. The words in the classic were all in Indian, none of the Shaolin priests could translate it completely. Even when they were translated, it was only one or two among ten (i.e., 10 or 20%). Again, because nobody was able to pass the secrets, then everyone used his own explanations, training, and practices. (Their) training tends to enter the side way and become the branches and leaves. Consequently the real techniques for entering Buddhism were lost. Till now, Shaolin priests were able to use (the training) only for martial arts, is an example of this classic.

洗髓經快，歸於慧可，附衣缽共作秘傳，後世罕見，惟易筋經，留鎮少林，以永師德，第其經字，皆天竺文，少林諸僧，不能遍譯，間亦譯得其十之一二，復無至人口傳密秘，遂各逞己意，演而習之，意趨旁徑，落於枝葉，遂失作佛真正法門。至今少林僧眾，僅以角藝擅場，是得此經之一般也。

Hui Ke (慧可) was the best disciple of Da Mo, and it is said that he was the one who obtained the Xi Sui Jing. When Chinese refer to a teacher's "morality," they are referring to his great achievement, and to the teachings that he passed on.

The original text by Da Mo was in an Indian language, and there were very few people who could really translate it. Although some priests were able to translate part of it, they were not able to get the complete meaning. The training drawn from these limited translations led the Shaolin priests away from the correct path. Because what they were studying was the branches and leaves of the art, and not the root and main trunk, they were only able to use it for the martial arts. The training for the real final goal of achieving Buddhahood was neglected.

> *Among them, there was a priest who had a unique, excellent idea. If great teacher Da Mo left the classic, how can it be limited only to the small techniques? If we cannot translate it today, there must be someone who can translate it. Therefore, (he) took the classic and traveled far away, reaching every mountain. One day (he) reached Shu (i.e., Sichuan Province), ascended Emei Mountain and was able to meet the holy Indian monk Ban Ci Mi Di. He talked about this classic and explained the intention of his visit.*
>
> 眾中一僧具超絕識念，惟達磨大師既留聖經，豈惟小技，今不能譯，當有譯者。乃懷經遠訪，遍歷山嶽。一日抵蜀，登峨嵋山，得晤西竺聖僧般剌密諦，言及此經，並陳來意。

Shu (蜀) is Sichuan province. Emei mountain (峨嵋山) is another Daoist and Buddhist religious center located there. It is very possible that Indian priests had been invited to preach there.

> *The holy monk said: "(This is) the Buddha ancestor's secret inheritance, the foundation is here. However, the classic cannot be translated because the Buddha's language is profound and deep. (But if) the meaning of the classic can be translated and understood, it is also able to reach the holy place." Therefore, he discussed and explained the meaning in detail. Also, (he) stopped the priest from leaving the mountain, (helping him) to advance and cultivate. (In a) hundred days (his body was) strong, another hundred days (the Qi) was full in the entire body, another hundred days (the Qi) was circulating smoothly. He obtained what is called "metal steel and strong ground (i.e., a strong physical body)." (The monk) understood that this priest had the wisdom of Buddha, and had built up the foundation of tendon strength.*

聖僧曰："佛祖心傳，基先於此，然而經文不可譯，佛語淵奧也。經義可譯通，凡達聖也。" 乃一一指陳，詳譯其義，且止僧於山，提挈進修，百日而凝固，再百日而充周，再百日而暢達，得所謂金剛堅固地，馴此人佛智地，洵（誠）為有基筋矣。

Because Buddhism was imported from India, many of the terms and references are impossible for a non-Indian to understand. A word by word translation of the text would be unintelligible. However, if you understand the meaning of the classic it would be possible to rewrite it in your own language and retain the original meaning. This means that the document which comes from Ban Ci Mi Di was not a word by word translation of the original.

The (Shaolin) priest's will was strong and he did not want to re-enter the business of the world, so he followed the holy monk preaching and traveling on the sea and mountains. I do not know where he has gone. The guest Xu Hong met him off shore and obtained the secret meaning. He gave it to the guest Qiu Ran, and the guest Qiu Ran again gave it to me. (I) tried it and experienced the verification, then I believed that the sayings inside were true. Unfortunately I did not obtain the secret of the Xi Sui and so that I could travel to the domain of Buddha. Again it is unfortunate that (my) will is not strong and I cannot be like the priest, forgetting the business of the world. I am only able to use the small branches and flowers and use it to extend my life. I feel guilty inside.

Travelers in China are often called guests.

However, the marvelous meaning of this classic has never been heard in this world. I can only write this preface and explain where it comes from and let (you) know the beginning and the end. (I am) hoping that the reader who wishes to reach Buddhahood will not ceaselessly repeat the business of the world. If (you) are able to reach Buddhahood, then (you) will not feel regret for (not meeting) the intention of great teacher Da Mo. If (you) only talk about bravery and expect to be known in this world, then there are plenty of people who were known for the strength of their bravery. How could we record all of them?

然則此經妙義，世所未聞，道序其由，俾知顛末。企望學者，務期作佛，切勿區區作人間事業也。若各能作佛，乃不負達摩大師留經之意，若曰勇足以名世，則古之以力聞者多矣，奚足錄哉。

唐貞觀二祉三月三日，李靖藥師前序

This last paragraph advises the reader not to use this classic only to increase the strength of his body. This training is the foundation of Buddhahood, and you should aim for the higher goal of self-cultivation and finally reach the "holy city."

Preface to The Real Manuscript of Yi Jin Jing Internal and External Spiritual Bravery

By General Hong Yi, Song Shao Xing 12th Year (1143 A.D.)

真本易筋經內外神勇序
宏毅將軍宋紹興十二年

I am a martial fighter, my eyes cannot read a single word. (I am) good at playing long spear and large sword, riding the horse and bending the bow are my happiness.

予武人也，目不視一字，好弄長槍大劍，帶馬彎弓以為樂。

The author of this work was General Hong Yi, who served under Marshal Yue Fei (岳飛). Since he was illiterate, he must have dictated it to someone.

It was the time that the center plain (i.e., central China) was lost, and the Hui and Qin emperors were kept in the North. The muddy horse passed the (Yangtze) river, many events happened south of the river. Because I was in Marshal Yue's staff, assigned as an assistant officer, I often won victories, finally becoming a general.

值中原淪喪，徽欽北狩，泥馬渡河，江南多事；予因應我少保岳元帥之募，署為偏裨，屢上戰功，遂為大將。

In the Song dynasty (1101-1127 A.D., 宋), the Hui and Qin emperors were seized by the Jin race (金) and kept captive in the North. In order to continue the Song empire, the new emperor moved the kingdom south of the Yangtze river. The wars were continuous. The expression "muddy horse" is a way of describing very heavy fighting, because the horses and soldiers would get very dirty while fighting "tooth and nail."

I recall when I was assigned by Marshal (Yue) to a battle, later (when) the army returned to the E. On the way back, I suddenly saw a spiritual monk, whose look was different and strange; he looked like a Buddha. He hand-carried a letter and entered the camp. (He) told me to give it to Shao Bao (Marshal Yue). I asked him the reason. He said: "Do you generals know Shao Bao has spiritual power?" I said: "'Don't know. But I saw Shao Bao is able to bend a bow of hundreds of stones."

憶昔年奉少保將令出征，後旋師還鄂，歸途忽見一神僧，狀貌奇古，類阿羅漢像，手持一函入營，囑予致少保，叩其故，僧曰：〝將軍知少保有神力乎？〞予曰：〝不知也，但吾見少保能挽百石之弓耳。〞

E (鄂) was where the Song kingdom was located, in today's Hubei province (湖北). Shao Bao was a nickname for Marshal Yue Fei. In ancient times strength was measured by how many stones you could lift, and the strength of a bow was also measured this way.

The monk said: "Is the spiritual power given by heaven?" I replied: "Yes." The monk said: "It is not. I taught him so. When Shao Bao was young, he served me and trained until he was successful in spiritual power. I asked him to follow me and enter the Dao, he didn't and got involved in human affairs. Although he has achieved establishing his reputation, he will not be able to complete his will. It is heavenly destinyand his fate. What can we do? The date (of his death) is about to arrive. Please pass this letter and (he) might be able to avoid it."

僧曰：〝少保神力天賦之歟。〞予曰：〝然。〞僧曰：〝非也，予授之耳。少保少嘗從事於予，神力成功，予囑其相隨入道，不之信，去而作人間勳業，事名雖成，志雖竟，天也，命也，奈若何！今將及矣，煩致此函，或能反省獲免。〞

The monk is saying that Yue Fei chose not to become a hermit and stay away from everyday human affairs, such as seeking things like money and fame, and fulfilling his personal desires.

I heard the saying and could not help but feel terrified. I asked his name but he did not reply. I asked where he was going to go, he said "To the west to visit teacher Da Mo." I was terrified by his spiritual sternness and dared not detain him. He departed gracefully.

予聞言，不勝悚异，叩姓氏，不答；叩所之曰：〝西訪達師。〞予懼其神威，不敢挽留，竟飄然去。

At that time Da Mo had been dead for six hundred years, so the monk meant a spiritual visit. It was believed that when Da Mo died, he became a Buddha and his spirit lived in the Western Holy City (India) where all of the Buddhas were thought to live.

Shao Bao received the letter, read it and before finishing, started to cry and said: "My teacher is a spiritual monk. I don't have to wait (to see), my life is ended." Therefore he took out a volume from his pocket and gave it to me. (He) said: "Keep this volumecarefully. Select the person and teach him. Do not let the techniques of entering the door of Dao be terminated. (It would be) ungrateful to the spiritual monk." In no more than a few months, as expected, (Shao Bao) was murdered by the cunning minister. I am so sorry for Shao Bao, my depression and resentment cannot be dispersed, I look on these meritorious services as dung and earth. Therefore, (I have) no more desire for human life. I think about the instruction of Shao Bao and cannot go against his will. I hate that (I am) a martial fighter and have not giant eyes and do not know who would have a strong will for Buddhahood in this world and deserve this volume. To choose (the right) person is difficult and teaching without choosing is in vain. Today (I) hide this volume in the stone wall in Song mountain and let the person who has the pre-destiny of Dao acquire it and use it as the way of entering the door of Dao. I can avoid the guilt of the abuse of teaching anyone. Then I can face Shao Bao in heaven without feeling guilty. Song, Shao Xing 12th year. The great general of E under Marshal Shao Bao (Yue Fei). Hong Yi General, Niu Gao, Tang Yin, He Jiu Fu.

少保得函，讀未竟，泣數行下曰："吾師神僧也，不吾待，吾其休矣。"因從襟袋中出冊付余，囑曰："好掌此冊，擇人而授，勿使進道法門，斬爲中絕，負神僧也。"不數月，果為奸相所搆。予心傷少保，冤憤莫伸，視功勳若糞土，因無復人間之想矣。念少保之囑，不忍負。恨武人無巨眼，不知斯世誰具作佛之志，堪傳此冊者。擇人既難，妄傳無益。今將此冊藏於嵩山石壁之中，聽有道緣者自得之，以衍進道之法門，庶免妄傳之咎，可酬對少保於天上矣。

宋紹興十二年鄂鎮大元帥少保岳鷹下
宏毅將軍湯陰牛皋九莆序

Marshal Yue Fei was poisoned in prison by the cunning minister, Qin Kuai (秦檜). When Marshal Yue died, he was only 39 years old. Yue was credited with the creation of the Qigong set Eight Pieces of Brocade and the internal martial style Xingyiquan. Eagle claw style also claims that Marshal Yue Fei was its creator. The last sentence in this paragraph is the general's name, followed by the province and county he was born in.

Preface to The Real Manuscript of Yi Jin Jing
A Narration of a Traveler on Mountain and Sea
真本易筋經
海岱遊人敘記

When I was young, I was delayed by poets and books; until I was older, I liked to make friends with the people outside of the square (i.e., monks). When I had leisure, I liked to travel among the oceans and the mountains. One day I was at Chang Bai mountain with my friends carrying boxes and pots, walking on the beach and lay down a mat to sit. Suddenly I saw a person of the western Qiang traveling from the west to the east, passing through and (stopping) for a short rest. Seeing he had an elegant and cultivated look, I stopped him and offered him a drink.

余少時為詩書誤矣，及暮年好與方外人友，暇輒遊行海岱之間。一日至長白山，偕友擎盒提壺，步於海濱，席草而坐，忽一西羌人自西而東，經此暫憩，予見其修雅可觀，乃止之飲。

To the Chinese, lay society is considered "in the square" because the people are always preoccupied with emotions and desires, and tend to be too rigid and inflexible. The expression "outside of the square" (Fan Wai, 方外) is commonly used in reference to monks because they are outside of the influence of lay society. Chang Bai mountain (長白山) is a very famous mountain in Shandong province (山東) in China. "Boxes and pots" refers to containers for food and wine. The Qiang (羌) is a small ethnic minority living on the western border of China near India.

I asked: "Where (are you) going? He said: Jiao Lao (is going to) visit the teacher of my teacher. I asked again: "What can he do?' He said: "Spiritual bravery." I asked: "What is spiritual bravery?" He said: "Closed fingers can penetrate a cow's stomach, side of palm can cut a cow's head off, fist is able to chop the tiger's chest. (If you) do not believe, please test my stomach." Therefore, I let a stronger man use wood, stone, and metal pestles to strike (him). It seems nothing happened. Again I used a long rope to tie up his testicles and also the wheel of a cow cart. He dragged the wheel and walked like running. Again, I tied up his two lower feet, and ask five or six strong men to pull, they could not move (him). All the people were shocked and said: "Alas! Is this given by heaven or from human training?" He said: "From man and not from heaven."

問：〝所之？〞曰：〝膠嶗訪師之師也。〞又問：〝何能？〞曰：〝神勇。〞問：〝何神勇？〞曰：〝並指可貫牛腹，側掌可斷牛頸，拏拳可劈虎胸，不信可試吾腹。〞乃以木石鐵椎，令壯漢擊之，若罔知焉；又以長繩繫畢丸，綴以牛車之輪，曳輪而走，若馳也；又繫其雙足跟，令五六壯者曳之，屹立不移。眾愕然曰：〝有是哉！天賦之歟？抑人功歟？〞曰：〝人也，非天也。〞

Jiao Lao (膠嶗) may be the name of the traveler. Since bravery comes from the raising up of the spirit, it is also referred to as spiritual bravery (Shen Yong, 神勇). When the spirit is raised, the physical body can become very strong, and resistant to outside force. This can be tested by striking the body. The root can also be developed. Even the genitals can be strengthened so that they can support or pull a considerable weight.

I asked what were the uses of it (i.e., spiritual power). He said: "Repelling sickness is one. Never sick is two. Entire life as a strong man is three. Not be afraid of hunger and cold is four. More male property, smart and beautiful is five. A hundred wins in the bedroom war is six. To pick up the pearl from the muddy water is seven. To defend against an attack without fear is eight. After the training, the achievement will not decay is nine. These are still the small uses. Using this as a foundation for entering the Dao of Buddhahood is the final goal."

叩其用。曰：〝卻病一，永不生病二，終身壯漢三，飢寒不怕四，多男盡秀五，房戰百勝六，泥水採珠七，禦侮不惴八，功成不退九，此其小用者也。基之成佛了道，乃其至也。〞

"Repelling sickness" means when you are coming down with an illness to be able to resist it. "Never sick" means that when your body is trained to a higher level, you will never get sick. The training is able to change you from weak to strong so you will look and behave like a handsome, strong man. The "bedroom war" refers to sexual activity. "Picking up the pearl from the muddy water" means to refine and purify your spirit in this impure society.

I asked who his teacher is. He said: "My teacher is a monk and his teacher is an immortal. They passed down (the training) with its rules. Thereupon he took out a volume and let us read it. Then we knew that spiritual bravery can be reached from changing the tendons, and the accumulation of Li originates from accumulation of Qi. After drinking, this Qiang person

wished to leave. We could not keep him longer. He said: "I see your spirit and shape are different from others. I would like to give you this volume. This meeting is our destiny. I (will) visit the spiritual monk and expect to tour the Buddha domain. I do not have time to stay long." Therefore, he went and left this book. The book was prefaced by herbalist Li. Can this herbalist speak recklessly?

問其所傳？曰："吾師僧，僧師神，遞有傳授。" 因出書一冊閱之，乃知神勇之由筋可易，而積力由於積氣也。酒已，羌人欲出，挽之不可，曰："觀爾神形异於眾，願以此贈，迫緣會耳。吾訪神僧，期遊佛境，不暇長留也。" 遂別去，留此書；書為李藥師序，藥師豈妄語哉？

The next-to-last sentence indicates that the document already had the preface, given above, by the herbalist Li.

It is said in the classic: Use this as the foundation for becoming a Buddha. This is the transcendence of the ancient Indian Mr. Dai. It is not what the central plain people are able to see. How can we face the (Yue) Wu Mu when we die and together with him visit the spiritual monk beyond the heavens?

Qing Dynasty, Shun Zhi (1644 A.D.).
Traveler on Mountain and Sea, Zhang, Yue-Feng.

經云：基之成佛，此則古西竺戴先生之超越，實非中原人之所可邈視也。噫！安得起章公武穆於九泉，與之共訪神僧於天外哉！

順治辛丑海岱遊人張月蜂記

There is no further information about this Indian Mr. Dai. I believe that it refers to Da Mo. The central plain means China. In this paragraph, it is clear that the document which the writer received was the same as the one for which Marshal Yue Fei's general wrote the preface and foreword.

References

1. 教外別傳，不立文字，直指人心，見性成佛。
2. 在西天二十八祖，過東土初開少林。
3. 登封縣志，少林武術大全，德虔編著，北京體育出版社., 1991.

CHAPTER 3

Buddhist and Daoist Qigong

Because it was kept so secret, religious Qigong did not become as popular as the other categories in China before the Qing dynasty. It was not until this last century, when the secrets were gradually released to the public, that religious Qigong has become popular in China. Religious Qigong is mostly Daoist and Buddhist, and its main purpose is to aid in the striving for enlightenment, or what the Buddhists refer to as Buddhahood. They are looking for a way to lift themselves above normal human suffering, and to escape from the cycle of continual reincarnation. They believe that all human suffering is caused by the seven emotions and six desires. If you are still bound to these emotions and desires, you will reincarnate after your death. To avoid reincarnation, you must train your spirit to reach a very high stage where it is strong enough to be independent after your death. This spirit will enter the heavenly kingdom and gain eternal peace. This is hard to do in the everyday world, so religious Qigong practitioners frequently flee society and move into the solitude of the mountains, where they can concentrate all of their energies on self-cultivation.

Religious Qigong practitioners train to strengthen their internal Qi to nourish their spirit (Shen, 神) until this spirit is able to survive the death of the physical body. Many monks consider Yi Jin Jing Qigong a necessary step in their training because it enables them to build up abundant Qi. Xi Sui Jing is then used to lead the Qi to the forehead, where the spirit resides, and to raise the brain to a higher energy state. Xi Sui Jing used to be restricted to only a few priests who had reached an advanced level of Qigong training. Tibetan Buddhists were also involved heavily in similar training. Over the last two thousand years the Tibetan Buddhists, the Chinese Buddhists, and the Daoists have followed the same principles to become the three main religious schools of Qigong in China.

The striving toward enlightenment or Buddhahood is recognized as the highest and most difficult level of Qigong. Many Qigong practitioners reject the rigors of this religious striving, and practice Yi Jin Jing and Xi Sui Jing Qigong solely to increase their longevity. It was these people who eventually revealed the training secrets to the outside world. The Yi Jin Jing will be discussed in the second part of this book, while the Xi Sui Jing will be discussed in the third part.

As you examine this book, you will see that the major portion of the documents comes from the Daoists. For this reason we would like to give a brief introduction to Buddhist and Daoist Qigong, followed by a comparison of their training. We will also list the differences between the Buddhist and Daoist Yi Jin Jing and Xi Sui Jing training. In order to help you understand Daoist Qigong better, we will then review two major styles or attitudes of Daoist Qigongpractice. We would like to remind you here that Yi Jin Jing and Xi Sui Jing training is only part of the Daoist training; there are many other Daoist Qigong practices which we plan to discuss in later volumes.

3.1 Buddhist and Daoist Qigong

Buddhist Qigong. Three main schools of Buddhist Qigong have developed in Asia during the last two thousand years: Indian, Chinese, and Tibetan. Because Buddhism was created in India by an Indian prince named Gautama between 558 B.C. and 478 B.C., Indian Buddhist Qigong has the longest history. Buddhism was imported into China during the Eastern Han dynasty (58 A.D., 東漢), and the Chinese Buddhists gradually learned its methods of spiritual cultivation. Their practice was influenced by the traditional Chinese scholar and medical Qigongs, which had been developing for about two thousand years. What resulted was a unique system of training which was different from its ancestors.

According to the pieces of documents that are available, it is believed that at least in the first few hundred years after Buddhism's importation, only the philosophy and doctrines had been passed down to the Chinese. The actual methods of cultivation and Qigongtrainingwere not known. There are several reasons for this:

- Because of the difficulty of transportation and communication at that time, the transferral of Buddhist documents from India to China was limited. Although a few Indian priests were invited to China to preach, the problems remained.
- Even if the documents had been transferred, because of the profound theory and philosophy of Buddhism, very few people were qualified and could really translate the documents accurately from Indian to Chinese. This problem was exacerbated by the different cultural backgrounds. Even today, different cultural backgrounds are always the main problem in translating accurately from one language to another.
- The main reason was probably that most of the actual training methods must be taught and guided personally by an experienced master. Only a limited amount can be learned from the documents. This problem was exacerbated by the tradition of passing information secretly from master to disciples.

You can see that the transferral process was very slow and painful, especially with regard to the actual training methods. For several hundred years it was believed that as long as you were able to purify your mind and sincerely strive for Buddhahood, sooner or later you would succeed. As mentioned in the last chapter, this situation was not improved until Da Mo wrote the Yi Jin Jing and Xi Sui Jing; then finally there was a firm direction in the training to reach the goal of Buddhahood.

Before Da Mo, Chinese Buddhist Qigong training was very similar to Chinese scholar Qigong. The main difference was that while scholar Qigong aimed at maintaining health, Buddhist Qigong aimed at becoming a Buddha. Meditation is a necessary process in training a priest to stay emotionally neutral. Buddhism believes that all human suffering is caused by the seven passions and six desires (Qi Qing Liu Yu, 七情六慾). The seven passions are joy, anger, sorrow, fear, love, hate, and lust. The desires are generated from the six roots which are the eyes, ears, nose, tongue, body, and mind (Xin, 心). Buddhists also cultivate within themselves a neutral state separated from the four emptinesses of earth, water, fire, and wind (Si Da Jie Kong, 四大皆空). They believe that this training enables them to keep their spirits independent so they can escape from the cycle of repeated reincarnation.

Tibetan Buddhism has always been kept secret and isolated from the outside world. Because of this, it is very difficult to decide when exactly Tibetan Buddhism was established. Because Tibet is near India, it is reasonable to assume that Tibetan Buddhism started earlier than that of China. Naturally, it is again reasonable to assume that Tibetan Qigong training has had more influence from India than Chinese Qigong has. However, over thousands of years of study and research, the Tibetans established their own unique style of Qigong meditation. The Tibetan priests are called Lamas (La Ma, 喇嘛), and many of them also learned martial arts. Because of the different cultural background, not only are the Lamas' meditation techniques different from those of the Chinese or Indian Buddhists, but their martial techniques are also different. Tibetan Qigong meditation and martial arts were kept secret from the outside world, and were therefore called "Mi Zong, 秘宗," which means "secret style." Because of this, and because of the different language, there is a very limited number of documents available in Chinese. Generally speaking, Tibetan Qigong and martial arts did not spread into Chinese society until almost the Qing dynasty (1644-1911 A.D.). Since then, however, they have become more popular.

Even though Tibetan Qigong training techniques are sometimes different from those of the Chinese and Indian Buddhists, they still have the same goal of Buddhahood. According to the available documents, Tibetan Qigong training emphasizes spiritual cultivation through still meditation, although it also uses many physical Qigong exercises which are similar to Indian Yoga.

Daoist Qigong. Like the Buddhists, the Daoists believe that if they can build up their spirit (Shen) so that it is independent and strong, they will be able to escape from the cycle of repeated reincarnation. When a Daoist has reached this stage, he has reached the goal of enlightenment. It is said that he has attained eternal life. However, if he cannot build his spirit quite strong enough before he dies, his soul or spirit will not go to hell, and he will be able to control his own destiny, either remaining a spirit or being reborn as a human. They believe that it is only possible to develop the human spirit while in a body, so that the continual cycle of rebirth is necessary to attain enlightenment.

The Daoist monks found that in order to enhance their spirit, they had to cultivate the Qi which was converted from their Jing (Essence, 精). The normal Daoist Qigong training process is: 1. To convert the Jing (Essence) into Qi (Lian Jing Hua Qi, 練精化氣); 2. To nourish the Shen (spirit) with Qi (Lian Qi Hua Shen, 練氣化神); 3. To refine the Shen into nothingness (Lian Shen Fan Xu, 練神還虛); and 4. To crush the nothingness (Fen Sui Xu Kong, 粉碎虛空).

The first step involves firming and strengthening the Jing, then converting this Jing into Qi through meditation or other methods. This Qi is then led to the top of the head to nourish the brain and raise up the Shen. When a Daoist has reached this stage, it is called "the three flowers meet on the top" (San Hua Ju Ding, 三花聚頂). This stage is necessary to gain health and longevity. Finally, the Daoist can start training to reach the goal of enlightenment. However, the biggest obstacle to achieving this goal is the emotions, which affect the thinking and upset the balance of the spirit. This is the reason why they hid themselves away in the mountains, away from other people and their distractions. Usually they also abstained from eating meat, feeling that it muddied thinking and increased the emotions, leading the spirit away from self-cultivation.

An important part of this training to prolong life is Yi Jin Jing and Xi Sui Jing Qigong. While the Yi Jin Jing Qigong is able to strengthen the physical body, the basic idea of Xi Sui Jing Qigong is to keep the Qi circulating in the marrow so that the marrow stays clean and healthy. Your bone marrow manufactures most of your blood cells. The blood cells bring nourishment to the organs and all the other cells of the body, and also take waste products away. When your blood is healthy and functions properly, your whole body is well-nourished and healthy, and can resist disease effectively. When the marrow is clean and fresh, it manufactures an enormous number of healthy blood cells which will do their job properly. Your whole body will stay healthy, and the degeneration of your internal organs will be significantly slowed. Your body is not unlike an expensive car. It will run a long time if you use a high quality fuel, but if you use a low quality fuel the car engine will deteriorate a lot faster than it needs to. In order to reach the goal of enlightenment, you must also learn how to lead the Qi to the brain to nourish it and also raise up the spirit.

For longevity, although the theory is simple, the training is very difficult. You must first learn how to build up your Qi and fill up your eight Qi vessels, and then you must know how to lead this Qi into the bone marrow to "wash" the marrow. Except for some Daoist monks, there are very few people who have lived more than 150 years. The reason for this is that the training process is long and hard. You must have a pure mind and a simple lifestyle so that you can concentrate entirely on the training. Without a peaceful life, your training will not be effective.

Do not be misled into thinking that the Buddhist Chan (禪)(Ren, 忍) meditation is inferior to the Daoist approach in achieving enlightenment or Buddhahood. In fact, the Buddhists often had much greater success in reaching enlightenment than the Daoists through their use of still meditation. Additionally, many of the Daoist Qigong practices originated with the Buddhists. The Daoists then modified them to suit their own circumstances and purposes, and some of the practices, like Xi Sui Jing, were practiced much more widely by the Daoists than the Buddhists.

Many Daoist Qigong styles are based on the theory of cultivating both the spirit and the physical body. In Daoism, there are generally three ways of training: Golden Elixir Large Way (Jin Dan Da Dao, 金丹大道), Double Cultivation (Shuang Xiu, 雙修), and Herb Picking Outside of the Dao (Dao Wai Cai Yao, 道外採藥).

Golden Elixir Large Way teaches the ways of Qigong training within yourself. This approach believes that you can find the elixir of longevity or even enlightenment within your own body.

In the second approach, Double Cultivation, a partner is used to balance one's Qi more quickly. Most people's Qi is not entirely balanced. Some people are a bit too positive, others too negative, and individual channels also are positive or negative. If you know how to exchange Qi with your partner, you can help each other out and speed your training. Your partner can be either the same sex or the opposite.

The third way, Herb Picking Outside of the Dao, uses herbs to speed and control the cultivation. Herbs can be plants such as ginseng, or animal products such as musk from the musk-deer. To many Daoists, herbs also means the Qi which can be obtained from sexual practices.

According to the training methods used, Daoist Qigong can again be divided into two major schools: Peaceful Cultivation Division (Qing Xiu Pai, 清修派) and Plant and Graft Division (Zai Jie Pai, 栽接派). This division was especially clear after the Song and Yuan dynasties (960-1367 A.D., 宋 · 元). The meditation and the training theory and methods of the Peaceful Cultivation Division are close to those of the Buddhists. They believe that the only way to reach enlightenment is Golden Elixir Large Way, according to which you build up the elixir within your body. Using a partner for the cultivation is immoral and will cause emotional problems which may significantly affect the cultivation.

However, the Plant and Graft Division claims that their approach of using Double Cultivation and Herb Picking Outside of the Dao in addition to Golden Elixir Large Way makes the cultivation faster and more practical. For this reason, Daoist Qigong training is also commonly called "Dan Ding Dao Gong, 丹鼎道功," which means "the Dao Training in the Elixir Crucible." The Daoists originally believed that they would be able to find and purify the elixir from herbs. Later, they realized that the only real elixir was in your body.

According to my understanding, the major difference between the two Daoist schools is that the Peaceful Cultivation Division aims for enlightenment in a way similar to the Buddhists' striving for Buddhahood, while the Plant and Graft Division uses the training to achieve a normal, healthy, long life. We will discuss these two major Daoist schools more extensively in the third section of this chapter.

You can see that Daoism has already been a religion and a scholarly study of Qigong methods. As a modern and scientific Qigong practitioner, you should only adopt the Qigong training methods which can benefit you. Superstition should be filtered out. However, you need to know the historical background so that you will understand the root and the motivation of the training.

3.2 The Differences between Buddhist and Daoist Qigong

In order to help you understand more clearly about Buddhist and Daoist Qigong, we would like to list and briefly discuss the general differences between these two religious Qigong training methods. Then we will discuss their differences with regard to the training of Yi Jin Jing and Xi Sui Jing Qigong.

3.2.1 General Differences between Buddhist and Daoist Qigong:

- From the point of view of training philosophy, Buddhism is conservative while Daoism is open minded. It was discussed in the last chapter that because religious Daoism was formed by absorbing the imported Buddhist culture into the traditional scholar Daoism, their doctrine, generally speaking, is open minded. Whenever the Daoists could find any training method or theory which could help their training and cultivation proceed faster and more effectively, they adopted it. This was almost impossible for the Buddhists, who believed that any philosophy other than Buddhism was not accurate. In Buddhist society, new ideas on cultivation would be considered a betrayal. For example, the sixth Chan ancestor Hui Neng (惠能), who lived during the Tang dynasty (618-907 A.D., 唐), changed some of the meditation methods and philosophy and was considered a traitor for a long period of time. Because of this, the Chan style divided into Northern and Southern styles. This is well known among Buddhists, and is called "Sixth Ancestor Disrupting the Passed Down Method" (Liu Zu Shuo Chuan Fa,

六祖悟得法). Because of this attitude, the Daoists have had more opportunities to learn, to compare, and to experience. Naturally, in many aspects they have advanced faster than the Buddhists. For example, in health and longevity Qigong training, Daoist theory and training methods are more systematically organized and more effective than those of the Buddhists.

- Though both Buddhists and Daoists kept their training secret for a long time, the Buddhists were stricter than the Daoists. This is especially true for the Tibetan Buddhists. Before the Qing dynasty, although both Buddhist and Daoist Qigong were kept from laypeople, at least the Daoist monks were able to learn from their masters more easily than the Buddhists were. In Buddhist society, only a few trusted disciples were selected to learn the deeper aspects of Qigong training.
- Daoists and Buddhists have different training attitudes. Generally, the Buddhist practices are more conservative than those of the Daoists. For example, in Qigong practice the Buddhists emphasize "cultivating the body" (Xiu Shen, 修身) and "cultivating the Qi" (Xiu Qi, 修氣). Cultivation here implies to maintain and to keep. However, Daoists will focus on "training the body" (Lian Shen, 煉身) and "training the Qi" (Lian Qi, 煉氣). Training means to improve, to build up, and to strengthen. They are looking for ways to resist destiny, to avoid illness, and to extend the usual limits on the length of one's life.
- Buddhist Qigong emphasizes mainly becoming a Buddha, while Daoist Qigong focuses on longevity and enlightenment. While striving for Buddhahood, most Buddhist monks concentrate all their attention on the cultivation of their spirit. The Daoists, however, feel that in order to reach the final goal you need to have a healthy physical body. This may be the reason why more Daoists than Buddhists have had very long lives. In their nineteen hundred years of research, they found many ways to strengthen the body and to slow down the degeneration of the organs, which is the key to achieving a long life. There have been many Daoists who lived more than 150 years. In Daoist society it is said: "One hundred and twenty means dying young"[1] This does not mean that the Buddhists did not do any physical training. They did, but unfortunately it was limited to those who were doing Buddhist martial arts, such as Shaolin priests. Therefore, generally speaking, today's Buddhists can be divided into two major groups. One is Buddhist martial artists and some Buddhist non-martial artists who train both the physical body and the spirit, while the other group consists of those who still ignore the physical training and emphasize only spiritual cultivation.

- Because of their emphasis, the Buddhists' spiritual cultivation has generally reached a higher level than that of the Daoists. For example, even though Chan meditation is only a branch of Buddhist spiritual cultivation, it has reached a stage where the Daoists can still learn from it.
- Almost all of the Buddhist monks are against such training methods as "Double Cultivation" or "Picking Herbs from Outside of the Dao" through sexual practices. They believe that using someone else's Qi to nourish your cultivation can lead to emotional involvement and may disturb your cultivation. The mind will not be pure, calm, and peaceful, which is necessary for spiritual cultivation. However, because many Daoists are training mainly for health and longevity instead of enlightenment, they consider these methods to be beneficial.

Now that you have a general idea of the attitudes and philosophy that the Buddhists and Daoists follow in their training, let us discuss what they think about Yi Jin Jing and Xi Sui Jing Qigong.

3.2.2 The Differences between Buddhist and Daoist Yi Jin Jing and Xi Sui Jing Training:

- Although the Buddhists originated these two types of training, they kept them strictly secret, and so the training has not had much opportunity to develop and evolve. However, once the Daoists learned these two classics, they continued to research and develop them. Consequently, it seems that the Daoist training methods and theory are more complete and more systematically organized than those of the Buddhists.
- The Daoists have revealed more of their training to the public than the Buddhists have. Because the Daoist training can be used to gain health and longevity faster and more effectively than the Buddhist training can, its techniques can be practiced by laymen who do not wish to give up their normal existence and become renunciates. For this reason, more Daoist training documents have been found than Buddhist. However, the very original theory, principles, and training methods are recorded in the Buddhist bibles.
- Due to the above reason, many of the training techniques developed by the Daoists are more effective, and the training goals can be reached more quickly than with the Buddhist methods. This is especially true for those practices from the two classics which are used to improve health and increase longevity. However, when the training has reached a high level of spiritual cultivation in the Xi Sui Jing, it seems the Buddhist ways are more

effective. The Buddhists focus on training for the future instead of the present, while the Daoists pay more attention to the present.

- Daoists have developed many techniques such as "Double Cultivation" or "Picking the Herb from Outside of the Dao" to assist the Xi Sui Jing training. These are forbidden to the Buddhists. The Daoists of some sects allow or even encourage the practitioner to gain his/her Qi balance through two-person meditation or even sexual practices. Sexual Qigong training has always been forbidden in the Buddhist monasteries. This is probably the most significant difference in their training.
- Daoist Xi Sui Jing training is both physical and spiritual, while the Buddhist approach is mainly spiritual. Daoist training begins with many physical exercises, such as massaging the testicles. The physical stimulation generates semen, which is then converted into Qi either physically or mentally. The Daoist documents discuss many physical training techniques, while the Buddhist training emphasizes meditation.
- Daoists have been researching the use of herbs to help them in their Qigong training, while Buddhists have never given much attention to this field. The Daoist documents have more herbal prescriptions than the Buddhist documents.

3.3 The Two Major Styles of Daoist Qigong

In this section, let us look more closely at the background of Daoist Qigong training. As with Buddhism, over thousands of years of study there developed many styles or divisions of Daoist Qigong. Every style or division, though the basic training theory and the final goal are the same, has its own theory and training methods to reach the goal of Dao.

As mentioned earlier, since the Song and Yuan dynasties (960-1368 A.D., 宋 · 元), among all of these different divisions, two major ones have predominated: the Peaceful Cultivation Division (Qing Xiu Pai) and the Plant and Graft Division (Zai Jie Pai).

It was also mentioned earlier that there are three general ways of training or cultivation which have been developed by the Daoists: Golden Elixir Large Way (Jin Dan Da Dao, 金丹大道), Double Cultivation (Shuang Xiu, 雙修), and Picking the Herb from Outside of the Dao (Dao Wai Cai Yao, 道外採藥). The meditation methods and training theory of the Peaceful Cultivation Division are closer to those of the Buddhists, and they prefer the Golden Elixir Large Way techniques. The Plant and Graft Division claims their methods are faster and more practical, and may utilize all three techniques. The major difference between the two Daoist schools is that the Peaceful Cultivation Division is aiming for enlightenment in a way similar to the

Buddhists' striving for Buddhahood, while the Plant and Graft Division trains in order to achieve a long and healthy life. We will briefly discuss the differences between these two divisions.

Peaceful Cultivation Division (Qing Xiu Pai) 清修派. Qing (清) means clear, clean, peaceful; Xiu (修) means cultivation, study, training; and Pai (派) means style or division. The basic rules of Peaceful Cultivation Division Daoists are to follow the traditions from the Daoist bibles. All of the training and study are based on the fundamental principles which Lao Zi (老子) stated: "Objects are many, each returns back to its root. When it returns to its root, (it) means calmness. It (also) means repeating life."[2] This means that all things have their origins, and ultimately return to these origins. When things return to their origins, they are calm and peaceful. Then, from this state, life again originates. He also stated: "Concentrate the Qi to reach softness, you are able to be like a baby."[3] You can see from these two sayings of Lao Zi the emphasis on cultivating calmness, peace, harmony, and softness. These are the basic rules of traditional Chinese Daoism, which originated from the observation of natural growth and cycles. It is believed that all life originated from and grows out of the roots of calmness and peace.

All of the Peaceful Cultivation Daoists emphasize "the method of Yin and Yang, harmony of the numbers (according to the Yi Jing, 易經), and the shape will follow the spirit and combine."[4] This means that Yin and Yang must be harmonious and balance each other naturally, and the appearance of the physical body will ultimately follow the lead of the spirit. This division believes that purely spiritual cultivation is able to lead them to the final goal of enlightenment. Therefore, a strong physical body is not the main target of the training. The body is only temporarily used as a ladder to reach the final goal of spiritual enlightenment. Consequently, they emphasize sitting meditation, from which they learn to "regulate the body" (Tiao Shen, 調身), "regulate the emotional mind" (Tiao Xin, 調心), "regulate the breathing" (Tiao Xi, 調息), "condense the spirit" (Ning Shen, 凝神), "tame the Qi" (Fu Qi, 伏氣), "absorb the Essence" (She Jing, 攝精), and "open the crux" (Kai Qiao, 開竅). These are known as the seven steps of "internal Gongfu" (Nei Gong, 內功), by which they cultivate, study, train, trace back to their root and origin (find the point of calmness and peace within themselves), and finally cultivate an eternal spiritual life. Through this cultivation they endeavor to reach the level of immortality and enlightenment.

We can see that the principles and training methods of the Peaceful Cultivation Division are similar to those of Chan (禪)(Ren, 忍) meditation in Buddhism. Their training and cultivation are based on calmness and peace. Once their mind is calm and peaceful, they look for the root and the real meaning of life, and finally learn to be emotionally neutral and reach the final goal of enlightenment.

Plant and Graft Division (Zai Jie Pai, 栽接派). Zai (栽) means to plant, to grow, or to raise. Jie (接) means to join, to connect, to graft. Pai (派) means style or divi-

sion. In training, Plant and Graft Division Daoists walk in the opposite direction of the Peaceful Cultivation Division Daoists. They maintain that the methods which are used by the Peaceful Cultivation Division, such as still meditation alone, breathing and swallowing saliva, using the Yi to lead the Qi to pass through the gates (Qi cavities) and open the vessels, are less effective and impractical. This viewpoint was expressed in the document *Wu Zhen Pian* (悟真篇)(*Book on Awakening to the Truth*): "Within Yang, the quality of Yin essence is not tough (strong); to cultivate one thing alone is wasteful; working on the shape (body) or leading (the Qi)(only) is not the Dao; to tame the Qi (through breathing) and dining on the rosy clouds are emptiness after all."[5] The first sentence implies that still meditation is the Yin side of cultivation. The Yin essence that is found in the Yang world is not pure. You must also have Yang training methods which are different from purely still meditation. This criticizes the Peaceful Cultivation Division Daoists for seeking longevity and enlightenment only through meditation. It again says that trying to lead the Qi by controlling the breathing in meditation is like trying to make a meal of rosy clouds—it is empty and in vain.

The Daoist document Bao Pu Zi (抱朴子)(Embracing Simplicity, which is also the Daoist name of the author Ge Hong, 葛洪) also said: "The Top Ultimate (i.e., the emperor) knows Daoist layman techniques, (which he) carefully keeps up and respects, of thoroughly studying the ultimate emptiness, enlivening all things, then viewing its repetition, finally obtaining the Dao and entering heaven."[6] Layman techniques are those which were used by the Plant and Graft Daoists. When the ultimate emptiness is reached, all things start again from the beginning and are enlivened. When you understand that this cycle occurs continually throughout nature, you will comprehend the real Dao. This sentence emphasizes that even the emperor, who practiced Daoist layman techniques, was able to reach the final enlightenment.

What then are the layman techniques of the Plant and Graft Division? They said: "(If) the tree is not rooted, the flowers are few; (if) the tree is old and you join it to a fresh tree, peach is grafted onto willow, mulberry is connected to plum; to pass down examples to people who are looking for the real (Dao), (these are) the ancient immortal's plant-grafting methods; (then you will find that) the man who is getting old has the medicine to cure after all. Visit the famous teacher, ask for the prescriptions, start to study and immediately cultivate, do not delay."[7] This says that when you are getting old, you can gain new life from a training partner. Mutual Qi transportation can be done through particular sexual practices or through special types of meditation.

They also say: "(When) clothes are torn, use cloth to patch; (when the) tree (is) senile, use (good) soil to cultivate; when man is weakening, what (should be used) to patch? (Use) Heaven and Earth to create the opportunity of variations."[8] This sentence asks, how can a weakened person regain his energy if not from another person? You can see that the purpose of the Plant and Graft training is "similar types working

together, spiritual communication between separate bodies."[9] Similar types of people who are working on the same training can help each other. Spiritual communication (Shen Jiao, 神交) means using your feelings and your partner's to guide your spirits to stimulate the production of hormones or Essence. This is the original source of the Qi which can be exchanged with and used to communicate with your partner. In the sexual practices, sexual feelings are used to stimulate hormone production, and particular sexual activities are used to protect and store the Qi, which can be used as the herb to cure aging. When the sexual practices are done correctly, neither side will lose Qi, and both will obtain the benefit of longevity.

You can see that this style of Daoism encourages a proper sex life. If the correct methods are practiced, both sides are able to benefit. However, with this approach it is difficult to achieve emotional neutrality, and so it is very difficult to reach the goal of enlightenment. As a result, this style mainly emphasizes a long and happy life. *Han Shu Yi Wen Zhi* (漢書藝文志)(*Han's Book of Art and Literature*) says: "The activity in the (bed) room is the ultimate of the personality and emotions, is the ultimate of reaching the Dao. To restrain the external joy, to forbid the internal emotion. Harmony between husband and wife is the scholarship of longevity."[10] This clearly implies that a correct sexual life is the way to longevity, because it enables you to balance your Qi and spirit.

In addition to sexual Double Cultivation, they also emphasize nonsexual Double Cultivation (Shuang Xiu, 雙修). According to this theory, every person has a different level of Qi, and no one's Qi is completely balanced. For example, in the teenage years your Qi is stronger and more sufficient than at any other age. Once you pass forty, your Qi supply tends to weaken and become deficient. To be healthy, your Qi must be neither excessive nor deficient. Therefore, if you and your partner learn Double Cultivation meditation or other techniques, you will be able to help each other balance your Qi. The Qi balancing can be done by two males, two females, or male and female. It is said: "Yin and Yang are not necessarily male and female, the strength and the weakness of Qi in the body are Yin and Yang."[11] It is again said: "Two men can plant and graft and a pair of women can absorb and nourish."[12]

The Plant and Graft Daoists claim that there are four requirements for reaching the Dao: "money, partner, techniques, and place." Without money you have to spend time earning a living, and you will not have time to study and cultivate. Without a partner, you will not be able to find the "herb" and balance your Qi. Without the right techniques you will be wasting your time. Finally, without the right place to train, you will not be able to meditate and digest the herb you have taken.

As a Plant and Graft Daoist, after you have balanced your Qi with your partner, you must also know the techniques of retaining semen, converting this semen into Qi, and using the Qi to nourish your Shen. If you are able to reach this level, you will be

able to use your energized Shen to direct the Qi into your five Yin organs (heart, lung, liver, kidney, and spleen) so that they can function more efficiently. The Qi with which the organs carry out their functions is called Managing Qi (Ying Qi, 營氣). Your Shen can also direct the Qi to the skin, where it can reinforce the energy field which protects you against negative outside influences. This Qi is called Guardian Qi (We Qi, 衛氣). Your Shen can also lead Qi into your bone marrow. This keeps the marrow fresh and clean so that the blood cells which are manufactured there will be fresh and healthy. When your blood is healthy, you are healthy, and the aging process will slow down. Daoists who reach this level have long and healthy lives. However, a Daoist who desires to reach even higher and attain enlightenment needs more than just this.

If a Daoist intends to reach the goal of enlightenment, he must use his Qi to build a "baby Shen" (Shen Tai or Shen Ying, 神胎・神嬰) or "spiritual baby" (Ling Tai, 靈胎) in his Upper Dan Tian (Shang Dan Tian, 上丹田). He must feed this baby and teach it how to be independent. Only when this baby is grown up and independent will he reach the goal of enlightenment. In order to reach this higher level, he must get rid of his emotions. It is usually necessary to leave normal society and become a hermit in order to find a quiet and peaceful place to cultivate the mind.

Even though the Plant and Graft techniques bring quick results, many Daoists and Buddhists are against them, and even despise them. There are two major reasons for this. First, since you are a human being, it is very easy for you to drop back into the normal state of emotional bondage during training. This will stop you from clearing your mind and concentrating. Second, they fear that many people who practice these techniques will not use them to balance the Qi for the mutual benefit of both partners, but instead will simply take the Qi that the partner offers, and not give anything in return. This is especially easy with a partner who does not know Qigong. This kind of selfishness is considered very immoral.

The Plant and Graft Daoists also use herbs to help in their Qi cultivation, believing that they offer significant help. The Peaceful Cultivation Daoists and the Buddhists also use herbs, but usually only for healing purposes.

References

1. 一百二十謂之天。

2. 老子云：「夫物芸芸，各復歸其根，歸根曰靜，是謂復命。」

3. 老子云：「專氣至柔，能嬰兒乎。」

4. 法於陰陽，和於術數，形與神俱。

5. 悟真篇云：「陰裡陰精質不剛，獨修一物轉孤危。勞形按引皆非道，服氣餐霞總是狂。」

6. 抱朴子云：“太上知玄景之術，守徼篤，致虛極，萬物並作，以觀其復而得道飛昇。”

7. 無根樹，花正徼，樹老將新接嫩枝，桃寄柳，桑接梅，傳於修真作樣兒，自古神仙栽接法，人老原來有駐容。訪名師，問方兒，下手速修莫太遲。

8. 衣破用布補，樹衰以土培，人損將何補，乾坤造化機。

9. 同類施工，陰體神交。

10. 漢書藝文志云：“房中者，性情之極，至道之極，制外養，禁內情，和夫婦，及壽考之學也。”

11. 陰陽不必分男女，體氣強弱即陰陽。

12. 兩個男人可栽接，一對女人能採補。

CHAPTER 4

Kan and Li

4.1 WHAT ARE KAN AND LI?

The terms Kan (坎) and Li (離) occur frequently in Qigong documents. In the Eight Trigrams (Bagua, 八卦) Kan represents "Water" while Li represents "Fire." However, the everyday terms for water and fire are also often used. Kan and Li training has long been of major importance to Qigong practitioners. In order to understand why, you must understand these two words, and the theory behind them.

First you should understand that though Kan-Li and Yin-Yang are related, Kan and Li are not Yin and Yang. Kan is Water, which is able to cool your body down and make it more Yin, while Li is Fire, which warms your body and makes it more Yang. Kan and Li are the methods or causes, while Yin and Yang are the results. When Kan and Li are adjusted or regulated correctly, Yin and Yang will be balanced and interact harmoniously.

Qigong practitioners believe that your body is always too Yang, unless you are sick or have not eaten for a long time, in which case your body may be more Yin. When your body is always Yang, it is degenerating and burning out. It is believed that this is the cause of aging. If you are able to use Water to cool down your body, you will be able to slow down the degeneration process and thereby leng hen your life. This is the main reason why Chinese Qigong practitioners have been studying ways of improving the quality of the Water in their bodies, and of reducing the quanti y of the Fire. I believe that as a Qigong practitioner, you should always keep this subject at the top of your list for study and research. If you earnestly ponder and experiment, you will be able to grasp the trick of adjusting them.

If you want to learn how to adjust them, you must understand that Water and Fire mean many things in your body. The first concerns your Qi. Qi is classified as Fire or Water. When your Qi is not pure and causes your physical body to heat up and your mental/spiritual body to become unstable (Yang), it is classified as Fire Qi. The Qi which is pure and is able to cool both your physical and spiritual bodies (make them more Yin) is considered Water Qi. However, your body can never be purely Water. Water can cool down the Fire, but it must never totally quench it, bec use then you would be dead. It is also said that Fire Qi is able to agitate and stimulate the emotions.

and from these emotions generate a "mind." This mind is called Xin (心)(literally, heart), and is considered the Fire mind, Yang mind, or emotional mind. On the other hand, the mind that Water Qi generates is calm, steady, and wise. This mind is called Yi (意), and is considered to be the Water mind or wisdom mind. If your spirit is nourished by Fire Qi, although your spirit may be high, it will be scattered and confused (a Yang spirit). Naturally, if the spirit is nourished and raised up by Water Qi, it will be firm and steady (a Yin mind). When your Yi is able to govern your emotional Xin effectively, your will (strong emotional intention) can be firm.

You can see from this discussion that your Qi is the main cause of the Yin and Yang of your physical body, your mind, and your spirit. To regulate your body's Yin and Yang, you must learn how to regulate your body's Water and Fire Qi, but in order to do this efficiently you must know their sources.

My book, *The Root of Chinese Qigong*, discussed adjusting your body's Water and Fire in general Qigong practice. Here we would like to discuss the Water and Fire training in Yi Jin Jing and Xi Sui Jing. Later you will realize that this discussion is more profound than those in the other book. This is because, in order to feel the Water and Fire adjustment, you usually need to have some level of understanding and experience in Qigong. Though the subject is profound and the training more difficult, once you understand and experience the keys, you will be able to advance your training rapidly.

4.2 Kan and Li in Modern Science

In order to understand Kan and Li clearly and to adjust them efficiently, you are urged to use the modern scientific, medical point of view to analyze the concepts. This will allow you to marry the past and present, and give birth to the future.

Before we continue our discussion, I would like to point out a few things. First, you should understand that relying on drugs is the worst way to cure an illness or gain a healthy body. The best way is to solve the problem at its root. Ancient China did not have our modern medical chemistry, and so they had to develop other ways of adjusting the body's Water and Fire. We could learn much from them. For example, many arthritis patients today commonly rely on medicine to reduce pain. While this may offer temporary relief from pain, it does not cure the problem. When the medicine is gone, the pain resumes. However, Chinese medicine and Qigong believe that the way to cure arthritis is to rebuild the strength of the joints. They therefore teach the patients how to increase the Qi circulation with slow, easy exercises, and how to massage the joints to strengthen them. These practices readjust the Yin and Yang balance, which allows the body to repair the damage and increase the strength of the joints. This approach cures the root of the problem.

Next, if we look carefully, we will discover that many modern medical practices are in conformity with Kan and Li theory. For example, when the body temperature is

very high, medicine and ice cubes are used to reduce the temperature. Again, when an injury is swollen, ice cubes are used to reduce the swelling. Whether you follow ancient medicine or modern medicine, the basic theory of healing remains the same: Kan and Li adjustment. Naturally, we cannot deny that modern chemistry has brought us much that is marvelous. However, we cannot deny that chemical medicine has also brought many problems. The best approach is probably to borrow from both approaches and generate a whole new modern medicine.

The key to this new medical science is understanding Qi, or the bioelectric circulation in the human body. Controlling this will lead to strengthening both the physical and mental bodies and maintaining health, and will also allow doctors to correct irregular Qi even before the appearance of physical symptoms. It is even likely that the length of a person's life may be considerably extended.

From the point of view of modern bioscience, Yin and Yang are the results of bioelectric imbalance or abnormal circulation in the body. Scientifically, in order to have electric circulation, there must be an electromotive force (EMF). Without the EMF, the electric potential in the circuit will be the same throughout, and an electric current will not occur. The same principle applies to your body's electrical circuit. Therefore, the major causes of imbalance come from the EMF (electromotive force) generated in the body. When the EMF is too strong, the current circulating in the body will be too strong and will therefore cause the body to be too Yang. When the EMF is too weak, the current will be weak and cause the body to be Yin.

You can see that in order to adjust Kan and Li, you must first find the root or the origin of the problems. That means you must first understand how EMF is generated and how it affects the body's bioelectric circulation. Generally, there are five possible causes for the generation of EMF in the human circuit:

- **Natural Energy.** Since your body is constructed of electrically conductive material, its electromagnetic field is always affected by the sun, the moon, clouds, the earth's magnetic field, and by the other energies around you. The major influences are the sun's radiation, the moon's gravity, and the earth's magnetic field. These affect your Qi circulation significantly, and are responsible for the pattern of your Qi circulation since you were formed. We are now also being greatly affected by the energy generated by modern technology, such as the electromagnetic waves generated by radio, TV, microwave ovens, computers, and many other things.
- **Food and Air.** In order to maintain life, we take in food and air essence through our mouth and nose. These essences are then converted into Qi through biochemical reaction in the chest and digestive system (called the Triple Burner in Chinese medicine). When Qi is converted from the essence, an EMF is generated which circulates the Qi throughout the body.

Consequently a major part of Qigong is devoted to getting the proper kinds of food and fresh air.

- Thinking. The human mind is the most important and efficient source of bioelectric EMF. Any time you move to do something you must first generate an idea (Yi). This idea generates the EMF and leads the Qi to energize the appropriate muscles to carry out the desired motion. The more you can concentrate, the stronger the EMF you can generate, and the stronger the flow of Qi you can lead. Naturally, the stronger the flow of Qi you lead to the muscles, the more they will be energized. Because of this, the mind is considered the most important factor in Qigong training.
- Exercise. Exercise converts the food essence (fat) stored in your body into Qi, and therefore builds up the EMF. Many Qigong styles have been created which utilize movement for this purpose. Furthermore, when you exercise, you are also using your mind to manage your physical body, and this enhances the EMF for the Qi's circulation.
- Converting Pre-Birth Essence into Qi. The hormones produced by our endocrine glands are referred to as "Pre-Birth essence" in Chinese medicine. They can be converted into Qi to stimulate the functioning of our physical body, thereby increasing our vitality. Balancing hormone production when you are young and increasing its production when you are old are important subjects in Chinese Qigong.

In Qigong training for adjusting Kan and Li, you are training to adjust your EMF through proper intake of food and air, Qigong exercises, and focused thought. In this chapter we will discuss how to use the mind and strategy to adjust Kan and Li, which is the key to successful Yi Jin Jing and Xi Sui Jing Qigong training.

4.3 The Keys to Kan and Li Adjustment

In this section we will discuss some of the main keys to regulating Kan and Li in Qigong practice. These keys will help you build up a foundation of knowledge for the discussion of Yi Jin Jing and Xi Sui Jing Qigong in the second and the third parts of this book. Before we discuss these keys, we would first like to introduce the general concepts of how Kan and Li relate to your breathing, mind, and spirit. Then, we will combine them together and construct a secret key which will lead you to the Qigong treasure.

Breathing's Kan and Li. In Qigong, breathing is considered a "strategy" which enables you to lead the Qi effectively. For example, you can use your breath to lead the Qi to your skin or marrow. Breathing slow or fast can make the Qi flow calm or vigorous. When you are excited your body is Yang, and you exhale more than you inhale to lead the Qi to the skin so that the excess will dissipate in the surrounding air. When

you are sad your body is Yin, and you inhale more than you exhale to lead the Qi inward to conserve it. You can see that breathing can be the main cause of changing the body's Yin and Yang. Therefore, breathing has Kan and Li.

Generally speaking, in the normal state of your body, inhaling is considered to be a Water activity because you lead the Qi inward to the bone marrow where it is stored. This reduces the Qi in the muscles and tendons, which calms down the body's Yang. Exhaling is considered a Fire activity because it brings Qi outward to the muscles, tendons, and skin to energize them, making the body more Yang. When the body is more Yang than its surroundings, the Qi in the body is automatically dissipated outward.

Normally, Yin and Yang should be balanced so that your body will function harmoniously. The trick to maintaining this balance is using breathing strategy. Usually your inhalations and exhalations should be equal. However, when you are excited your body is too Yang, so you may inhale longer and deeper to calm down your mind and lead the Qi inside your body to make it more Yin.

In Qigong practice, it is very important to grasp the trick of correct breathing. It is the exhalation which leads Qi to the five centers (Baihui, two Laogong cavities, and two Yongquan cavities) and the skin to exchange Qi with the surroundings. Inhalation leads Qi deep inside your body to reach the internal organs and marrow. Table 4-1 summarizes how different breathing strategies affect the body's Yin and Yang in their various manifestations.

The Mind's Kan and Li. In Qigong training, the mind is considered the "general" who directs the entire battle. It is the general who decides the fighting strategy (breathing) and controls the movement of the soldiers (Qi). Therefore, as a general, you must control your Xin (emotional mind) and use your Yi (wisdom mind) to judge and understand the situation, and then finally decide on the proper strategy.

In Qigong, your wisdom mind must first dominate the situation and generate an idea. This idea is the EMF which generates and executes the strategy (breathing) and also is the force which moves the Qi. Generally speaking, when your mind is excited, aggressive, and energized, the strategy (breathing) is more offensive (emphasizing exhalation) and the Qi circulation is more vigorous and expansive. This aggressive mind is then considered a Fire mind, since it is able to make your body more Yang. However, when the strategy is more defensive (emphasizing inhalation), the Qi circulation will be more calm and condensing. Therefore, a calm or depressed mind is considered a Water mind, since it can make your body more Yin.

You can see that the mind's Kan and Li are more important than breathing. After all, it is the mind which makes the strategy. Because of this, regulating the mind and the breathing are two of the basic techniques for controlling your body's Yin and Yang. Regulating the mind and the breathing cannot be separated. When the mind is regulated, the breathing can be regulated. When the breathing is regulated, the mind is able to enter a deeper level of calmness.

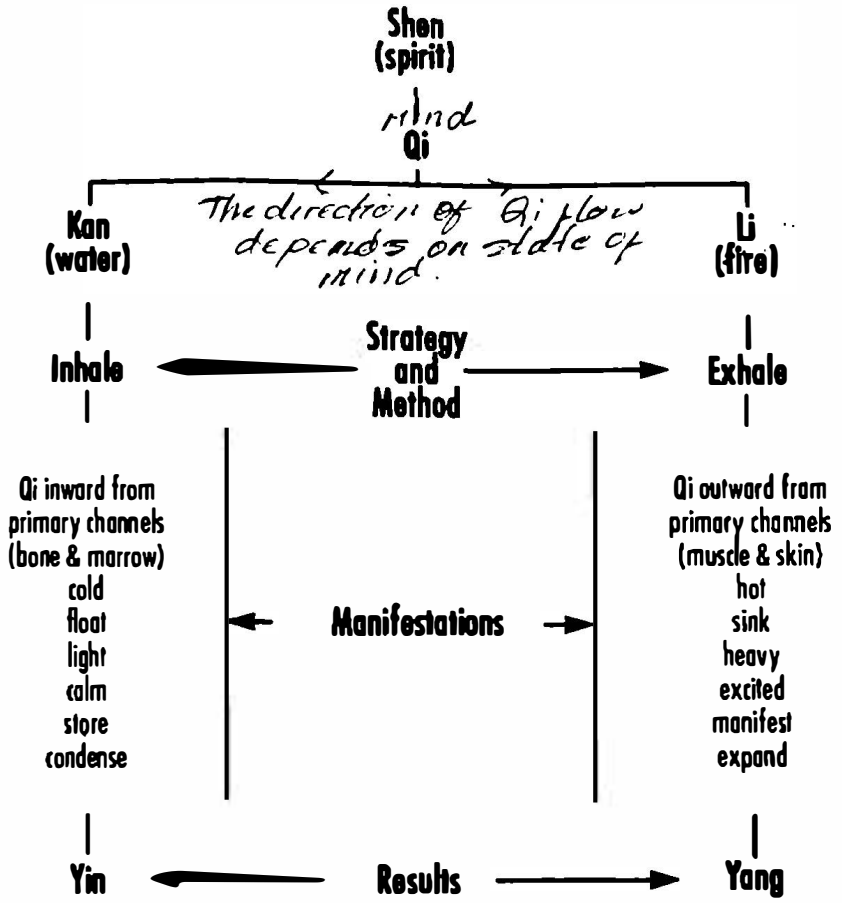

Table 4-1. The Effects of Breathing Strategies on the Body's Yin and Yang in their Various Manifestations

The Shen's Kan and Li. Now it is time to consider the final and most decisive element in winning a battle—the Shen (spirit). Shen is compared to the morale of the general's officers and soldiers. There are many cases throughout history of armies winning battles against great odds because the morale of their soldiers was high. If a soldier's morale is high enough, he can defeat 10 enemies.

It is the same in Qigong training. It is the Shen which determines how successful your Qigong practice will be. Your Yi, which is the general who makes the strategy, must also be concerned with raising up the fighting morale (Shen) of the soldiers (Qi). When their morale is raised, the soldiers can be led more efficiently and, consequently, the strategy can be executed more effectively.

You can see that knowing how to use the Yi to raise the Shen is the major key to successful Qigong training. In Qigong, Shen is considered the headquarters which governs the Qi. As a matter of fact, it is both the Yi and the Shen which govern the Qi. They are closely related and cannot be separated.

Generally speaking, when the wisdom mind (Yi) is energized, the Shen is also raised. You should understand that in Qigong training, you want to raise up your Shen but not get it excited. When the Shen is raised, the strategy can be carried out effectively. However, if the Shen is excited, the body will become too Yang, and that is not desirable in Qigong practice. When you are practicing Qigong, you want to keep your Shen high all the time and use it to govern the strategy and the Qi. This will enable you to adjust or regulate your Kan and Li efficiently.

Shen is the control tower which is able to adjust the Kan and Li, but it does not have Kan and Li itself. However, some Qigong practitioners consider the raised Shen to be Li (Fire) and the calm Shen to be Kan (Water).

The Secret of Adjusting Kan and Li. You may already have figured out the secret of Kan and Li adjustment by yourself. Before we discuss this secret, let us first draw a few important conclusions from the above discussion:

- Kan (Water) and Li (Fire) are not Yin and Yang. Kan and Li are methods which can cause Yin or Yang.
- Qi itself is only a form of energy and does not have Kan and Li. When Qi is too excessive or too deficient, it can cause the body to be too Yang or too Yin. Some Qigong practitioners consider the Qi that is not pure, and that causes the body to become too Yang, to itself be Yang. Conversely, the Qi that is pure, and is able to make your mind and body calm, is considered Yin.
- When you adjust Kan and Li in the body, the mind is the first concern. The mind can be Kan or Li. It determines the strategy (breathing) for withdrawing the Qi (Kan) or expanding it (Li).
- Breathing has Kan and Li. Usually inhaling, which makes the body more Yin, is Kan while exhaling, which makes the body more Yang, is Li.
- The Shen (spirit) does not have Kan and Li. Shen is the key to making the Kan and Li adjustment effective and efficient.

Now that you understand the above conclusions, let us talk about the secret of Kan and Li adjustment. These secrets are repeatedly mentioned in the ancient documents. The first key is that Shen and Breathing (Xi, 息) mutually rely on each other. The second key is that Shen and Qi mutually combine. We will discuss these secrets or keys of training by dividing them into two parts: theory and training.

4.3.1 Theory

Shen and Breathing Mutually Dependent (Shen Xi Xiang Yi, 神息相依)—Methods. We know that breathing is the strategy which directs the Qi in various ways and therefore controls and adjusts the Kan and Li, which in turn control the body's Yin and

Yang. We also know that the Shen is the control tower which is able to make the strategy work in the most efficient way. Therefore, Shen governs the strategy directly, and controls Kan and Li and the body's Yin and Yang indirectly. You can see that the success of your Kan and Li adjustment depends upon your Shen.

When the Shen matches your inhaling and exhaling, it can lead the Qi to condense and expand directly in the most efficient way. Your Shen must match with the breathing to be raised up or calmed down, and the breathing must rely on the Shen to make the strategy work efficiently. In this case, it seems that the Shen and breathing are depending on each other and cannot be separated. In Qigong practice, this training is called "Shen Xi Xiang Yi"(神息相依), which means "Shen and breathing depend on each other." When your Shen and breathing are matching each other, it is called "Shen Xi"(神息), or "spirit breathing," because it seems that your Shen is actually doing the breathing.

You can see that "Shen Xi Xiang Yi" is a technique or method in which, when the Shen and breathing are united together, the Shen is able to control the Qi more directly.

Shen and Qi Mutually Combined (Shen Qi Xiang He, 神氣相合)—Result. When your Shen and breathing are able to match with each other as one, then the Qi can be led directly and therefore, Shen and Qi will become one. In Qigong practice, it is called "Shen Qi Xiang He," which means "Shen and Qi mutually combined." When this happens, the Shen will be able to govern the Qi directly and more efficiently. You can see from this that the Shen and Qi combining is the result of the Shen and breathing being mutually dependent.

4.3.2 Training:

To discuss the training, we will start with a number of subjects which are related to Kan and Li, and then get into the keys to the actual training.

Breathing and Qi Circulation. First let us analyze how the Qi circulation relates to your breathing. As explained in my book, *The Root of Chinese Qigong*, there are eight Qi vessels (which function like reservoirs) and twelve primary Qi channels (which function like rivers) in your body. The Qi flow in the Conception and Governing Vessels and the twelve primary channels is related to the time of day. In the Conception and Governing vessels, the major Qi flow force moves up the back and down the front of the body according to the time of day, completing one cycle each 24 hours. In the twelve primary Qi channels, the major Qi flow force switches from one channel to another every two hours. This cycle is also completed every 24 hours.

In addition to the eight vessels and the twelve primary channels, there are millions of tiny channels branching out from the twelve channels to the surface of the skin to generate a shield of Guardian Qi (Wei Qi). This Qi is responsible for hair growth and for defending against negative outside influences. These tiny channels also enter into the bone marrow to keep it healthy and producing blood cells.

Generally speaking, this circulation happens naturally and automatically in people who do not have Qigong training. However, an experienced Qigong master will be able to use his mind to generate an EMF to control the Qi circulation. When the average person exhales, he normally expands the Qi and leads it from the primary channels to the skin, and the body becomes more Yang. When he inhales, he draws in the Qi and leads it from the primary channels to the bone marrow, and the body become more Yin (Figure 4-1). When inhalation and exhalation are balanced, the Yin and Yang will be balanced.

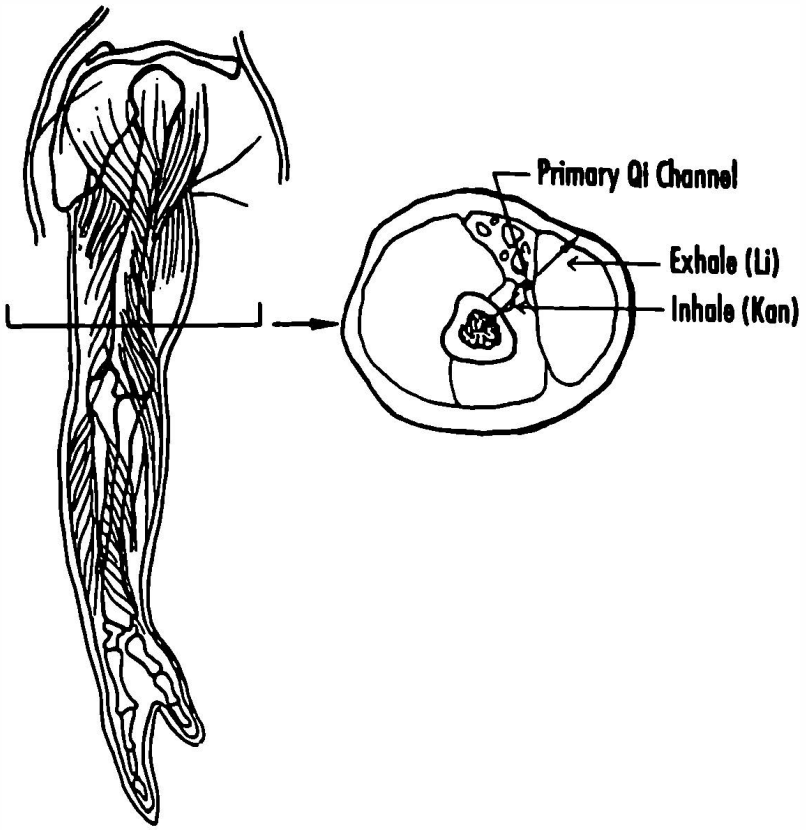

Figure 4-1. The Expansion and Condensing of Qi during Breathing

As you get older, the length of your breath becomes shorter and shorter, and less Qi is led to the skin and the bone marrow. The Qi starts to stagnate in the skin and the bone marrow, and the skin starts to wrinkle, the hair turns gray or drops out. In addition, fewer blood cells are produced, and those that are not as healthy as those produced when you were young. Since the blood cells carry nutrition and oxygen to the entire body, problems start to occur. In other words, you get sick more often, and start to age faster.

You can see that the first key or secret to maintaining your youth is learning how to regulate your breathing. This enables you to control Kan and Li, and consequently the Yin and Yang of your body.

Fire Path, Water Path, Wind Path. The most effective method of Kan and Li adjustment in advanced Qigong practice is to use the various paths of Qi circulation. It was explained in my book, *The Root of Chinese Qigong,* that there are three major paths which an advanced Qigong practitioner can use to govern the Qi flow rate: the Fire Path, the Wind Path, and the Water Path.

In Fire path circulation, once you build up an abundance of Qi in your Lower Dan Tian, you circulate the Qi up the Governing Vessel and down the Conception Vessel. This fills up the Qi in these two vessels, which are the most important of the eight, and enables you to regulate the Qi circulation in the twelve primary channels, which are linked to the twelve internal organs. This strengthens your body. However, although your body is now strong and healthy because of the abundant Qi circulation, it will now also deteriorate more quickly because it is too Yang. In order to balance the Li (Fire) training of the Fire path, you also need to practice Kan (Water) methods: the Wind path and the Water path. Fire path training will be discussed in the second part of this book.

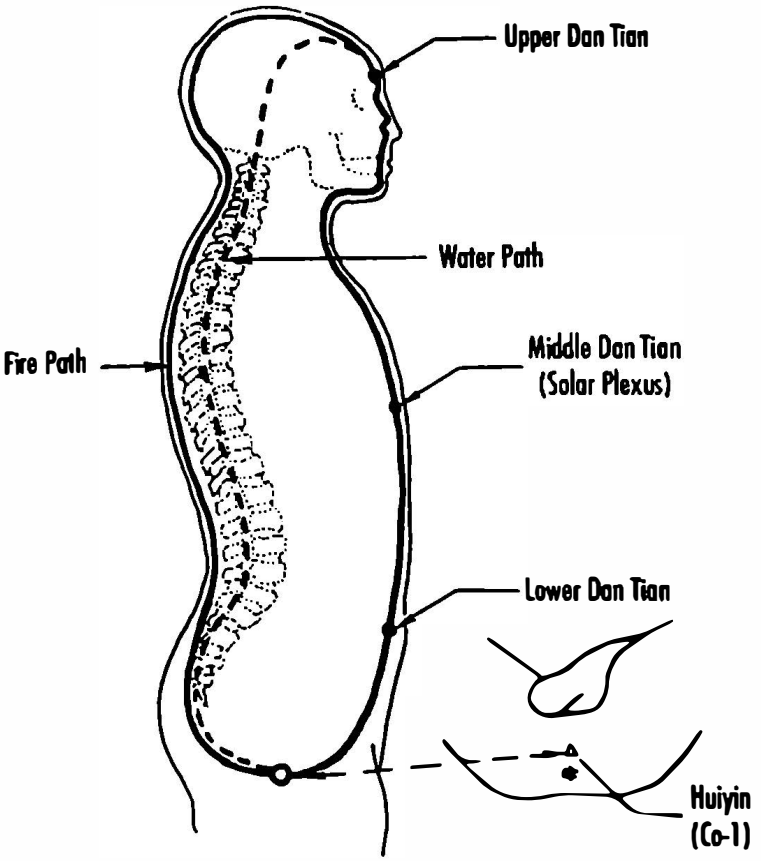

Figure 4-2. The Water and Fire Paths of Qi Circulation

In the Wind path, the Water Qi accumulated in the Lower Dan Tian is led upward to the Middle Dan Tian (sternum, Zhong Dan Tian, 中丹田) to cool down the Fire Qi accumulated there. Fire Qi comes from the converted Essence of the food and air you have taken in, while Water Qi is converted from your Original Essence. Mixing Water Qi with the Fire Qi will cool down your body, even when you are circulating a great amount of Qi. You can see that in order to balance the Kan and Li in your body you must learn the Fire path and the Wind path. This will also cause your body's Yin and Yang to be balanced and harmonious.

The Water path is the hardest but most effective method of balancing Kan and Li. This method is found mainly in Xi Sui Jing Qigong. In Water Path training, the flow of Qi from the Lower Dan Tian is divided at the Huiyin (Co-1, 会阴) cavity (Figure 4-2). One flow enters the Fire Path and circulates through the Conception and Governing Vessels, and the other flow is led upward through the marrow of the spine to nourish the brain. The Kan (Water) circulation through the marrow of the spine is

used to balance the Li (Fire) circulation in the Governing and Conception Vessels. In Xi Sui Jing Qigong, in order to increase the quantity of Qi going to the marrow and the brain, special techniques are used to increase the semen Essence production and improve the efficiency of the conversion of Essence into Qi. This will be discussed in the third part of this book.

When you practice adjusting Kan and Li, regardless of which of the three paths you use, the most important key involves your Huiyin cavity and anus. In Fire path training, when the Huiyin cavity and anus are coordinating with the inhaling and exhaling, the Qi can be led from the Lower Dan Tian to the tailbone, and then upward to the head and around. If you do not know the trick of Huiyin and anus coordination, the built up Qi will be held at the Huiyin and the circulation will stagnate.

In the Wind path, coordinating the Huiyin and anus can slow down the Qi circulation in the Fire path so that your mind can lead the Qi up the front of the body to the Middle Dan Tian.

In the Water path, Huiyin and anus coordination allows you to regulate the Qi flow rate in the Fire and Water paths. In the Water path, the Qi flow enters the sacrum (Figure 4-2), and moves through the marrow of the spine to the brain. The Chinese call the sacrum the "immortal bone" (Xian Gu, 仙骨) because it is the key to success in Xi Sui Qigong and in reaching the goal of enlightenment and immortality.

Naturally, the methods of Huiyin and anus coordination are different in all three cases. The key point is the mind. After all, it is the mind which generates an EMF to cause the Qi to move. Next, we will introduce some simple Kan and Li practices. Hopefully they will give you the experience you need for advanced Kan and Li practice. However, even though they are simpler, they may still be difficult for those who have only limited experience with Nei Dan Qigong.

Training Methods. Before you practice the following training, you should already understand the five main keys of general Qigong practice discussed in my book, *The Root of Chinese Qigong*. These five keys are: regulating the body, regulating the breathing, regulating the mind, regulating the Qi, and regulating the Shen. Among these five keys, regulating the mind is the most important. After all, it is the mind which controls the entire situation.

In addition, you must learn how to coordinate the Shen, breathing, and Qi, which we have discussed in the previous section. That is, Shen and breathing are mutually dependent, and Shen and Qi must mutually combine.

Breathing is the strategy for adjusting the body's Kan and Li and determining the body's Yin and Yang. This is why breathing methods have become one of the most important subjects in Qigong research and practice. We would like to discuss a few of the well known ways of regulating the breath. This will help you to better understand Nei Dan Yi Jin Jing and Xi Sui Jing.

The following breathing and mind practices are listed from relatively easy to more difficult. If you are able to catch the knack of each one, you may be able to experience all of them in about three years. Be patient and learn each one before going on to the next one in the list. Only then will you be able to profoundly comprehend the theory.

- Chest Breathing (Normal Breathing). First you should learn how to regulate your normal chest breathing, inhaling and exhaling smoothly with the lungs relaxed. The mind must concentrate on the practice until it is neutral, calm, and peaceful. Then you will find that the breathing can be long and deep and the body can remain relaxed. When you have done this, the heart beat will slow down. You may practice in any comfortable position. Practice ten minutes each morning and evening until one day you notice that your mind does not have to pay attention to the chest. Then you may concentrate your mind on feeling the result of the training. The result can be that when you exhale you feel the pores on the skin open, and when you inhale the pores close. It seems that all of the pores are breathing with you. This is a low level of skin or body breathing. The feeling is very comfortable, even sensational. When you can do this comfortably and automatically, you have achieved the goal of regulating your Chest Breathing.
- Buddhist Breathing (Normal Abdominal Breathing)(Zheng Hu Xi, 正呼吸). After you have completed the above training, you then learn how to control your abdominal muscles and coordinate them with the breathing. When you inhale, the abdomen expands, and when you exhale it contracts. You should practice until the entire process becomes smooth and the entire body remains relaxed. Naturally, your mind must first concentrate on your abdomen in order to control the abdominal muscles. After practicing for some time, you will find the entire breathing process becoming natural and smooth. This means that you are now ready to build up Qi at the Lower Dan Tian.

  Once you have reached this level, you should then coordinate your breathing with the movements of your Huiyin and anus. When you inhale, relax the Huiyin and anus, and when you exhale hold them up. Remember, you are gently holding up the Huiyin and anus, not tightening them. When you hold them up they can remain relaxed, but if you tighten them you will impede the Qi circulation. When you tense them you also cause tension in the abdomen and stomach, which can generate other problems. In the beginning, you will seem to need to use your muscles to do this, but after you have practiced for a time, you will find that the mind is more important than the movement of the muscles. When you have reached this stage,

you will feel a wonderful and comfortable feeling in the area of the Huiyin and anus. You will also feel that the Qi is led more strongly to the skin then when you did Chest Breathing. It will feel like your entire body is breathing with you.

- **Daoist Breathing (Reversed Abdominal Breathing)(Ni Hu Xi, 逆呼吸).** After you have mastered Buddhist Breathing, you should then start Daoist breathing, which is also called Reverse Abdominal Breathing. It is called this because the movement of the abdomen is the reverse of Buddhist Breathing, in other words, the abdomen withdraws when you inhale and expands when you exhale.

  When you are learning Daoist Breathing, you should first stop your Huiyin and anus coordination until you can do the Reverse Breathing smoothly and naturally. Then resume the Huiyin and anus coordination, only now when you inhale you hold up your Huiyin cavity and anus, and when you exhale, you relax them.

  After you have practiced for a while, you may discover that you can now lead the Qi to the skin more efficiently when you exhale than with the Buddhist method.

- Shen Breathing (Shen Xi, 神息). When you have accomplished Daoist Breathing, you must then train to combine your Shen and breathing. When you inhale, pay attention to your Upper Dan Tian and when you exhale, relax your concentration. Remember, you should not use force to achieve the concentration. Simply pay attention while your physical body and mind stay relaxed. One day you will realize that your Shen and Breathing have become one. This is the stage of Shen Breathing.

  When you are able to do Shen breathing, your Shen can be raised so that it will be able to govern the Qi very efficiently. When you have reached this level, you have already built up a firm foundation for Yi Jin Jing and Xi Sui Jing Qigong.

- Five Gates Breathing (Wu Xin Hu Xi, 五心呼吸). After you have reached the level of Shen Breathing, you then learn how to regulate the Qi circulating to the five gates, or centers: the head (including the Upper Dan Tian and Baihui), the two Laogong (P-8, 劳宫) cavities on the palms, and the two Yongquan (K-1, 涌泉) cavities on the bottoms of the feet. Beginners use the Baihui (Gv-20, 百会) gate on the head because it is easier for them to communicate with the surrounding Qi. Later, once it is opened, the Upper Dan Tian will be used instead.

In this training, when you inhale the Qi is led from the five gates to the Lower Dan Tian, and when you exhale the Qi is led to the gates, where it exchanges with the surrounding Qi (Figure 4-3).



Figure 4-3. Five Gates Qi Breathing

- **Body Breathing (Ti Xi, 体息)(Fu Xi, 肤息).** Body breathing is sometimes called "skin breathing." Actually, body breathing involves breathing with the entire body, not just the skin. When you exhale you lead the Qi to the muscles and the skin, and when you inhale you lead the Qi to the marrow and the internal organs. It should feel that your entire body is transparent to the Qi.

  When you train this, the mind and the Shen are most important. When you inhale you draw Qi into your body from outside, and lead it to the Lower Dan Tian. When you are doing this, you should also feel that the Qi is being led inward to the internal organs and marrow. When you exhale, you lead this Qi from the Lower Dan Tian outward to your muscles, tendons, skin, and even beyond the skin. Again, the coordination of your Huiyin and anus remains the main key to successful training. When you breathe this way you will feel inflated like a beach ball. When you inhale the ball gets smaller, and when you exhale it gets larger (Figure 4-4). Inside the ball, the Qi flow is smooth, abundant, and natural. It seems that your entire body is transparent to the Qi. When you inhale you will feel light, and when you exhale you will feel heavier.

After you have completed the above training, you will not have any problems with the final stage of breathing: marrow and brain breathing, which we will discuss in the third part of this book.

4.4 Kan and Li in Yi Jin Jing and Xi Sui Jing

By now you should have a good grasp of the important idea that when you train any style of Qigong, you must balance Yin and Yang by controlling Kan and Li. For

example, when you practice Taijiquan, you learn the slow meditative movements that are Li, and may cause your body to become too Yang. You must also learn still meditation, which is Kan, and neutralizes the excessive Yang. Again, in the moving Taiji forms, there is also Kan and Li adjustment. While the moving is Li which causes Yang, the calm mind is Kan, and it may neutralize the Yang. In still meditation, while the stillness is Kan and causes Yin, the Qi must be led to circulate, which is Li and balances the Yin. This means that in all of the Qigong practices, if there is Yin, there must be Yang to balance it, and vice versa.



Figure 4-4. Body Breathing or Skin Breathing

It is the same with the Yi Jin Jing and Xi Sui Jing training. They are based on this Yin and Yang concept. The Yi Jin Jing is Li because it generates Qi and causes Yang, while the Xi Sui Jing is Kan, because it utilizes and stores the Qi and causes Yin. The Yi Jin Jing deals with the muscles and skin, which are visible externally, while the Xi Sui Jing deals with the marrow and brain, which must be felt internally. While the Yi Jin Jing training emphasizes the physical body, the Xi Sui Jing training focuses on the spiritual body. Therefore, Yin and Yang are balanced and coexist harmoniously.

In the Yi Jin Jing, the physical stimulation and exercises are considered Li, and cause the body to become Yang, while the still meditation for the Small Circulation is Kan, which calms down the Li and makes the body more Yin. Again, in the physical stimulation Li training, external strength is Li while internal strength is Kan. We will discuss external and internal strength in the second part of this book. In still meditation, the physical body is still and is Kan, while the Qi moving inside is Li.

The same theory prevails in Xi Sui Jing training. The physical stimulation to increase the Original Essence production is Li, while the techniques of internal cultivation which are used to lead the Qi to the marrow and brain are Kan.

You can see from this discussion that the basic key to successful Qigong training is Yin and Yang balance, and the trick to reaching this goal is Kan and Li adjustment. Once you understand this fundamental theory, you will not have too much difficulty understanding the rest of this book.

Part Two

Muscle/Tendon Changing Qigong (Yi Jin Jing)

CHAPTER 5

Theories and Principles

5.1 INTRODUCTION

Theories and principles are always the guidelines for correct and smooth training. They give you the Why, How, and What, which are the keys to successful practice. You should read this chapter carefully, ponder it, and understand it.

Before we discuss this subject, you should know that even though there are many documents about the Yi Jin Jing available, very few of them actually discuss the training theory and principles clearly and in depth. It is believed that traditionally, most of the theory and principles, which are the keys to the training, were passed down orally from master to disciple. While many documents offer some theory and training methods, many others, although they also include some simple forms of training, emphasize mainly the history and talk about the great achievements that this Qigong training can provide. There are some others in which the text of the Yi Jin Jing training is mixed with Buddhist theory. If you have only a few of these faulty documents, it is very difficult to grasp the complete concept of the training.

However, in all these documents, no matter how deeply or superficially the subject is discussed, the basic theory remains the same. If you gather enough of them, and go over them again and again, you will be able to grasp the general concepts and the roots of the training. Suddenly, all of these documents become pieces of a puzzle. Once you throw away the extraneous parts and put the useful ones together, you can see the picture.

I am only a Qigong puzzle player who has collected a large number of the pieces. Although I have some in-depth understanding and experience in Qigong, many parts of the puzzle are new to me, and I still do not know where to place some of the pieces. Since this Qigong puzzle is so deep and wide, I may have missed some scenes or important points. However, I hope with this book to offer you an overview of the whole picture. There are still many details which others must follow up on. With your different background and experience, you may very well organize the puzzle somewhat differently than I have. However, as long as the main picture is correct, sooner or later hundreds of other small parts on your puzzle will become clearer and mesh together with the growth of your experience.

In this chapter we will discuss the theory and principles of Yi Jin Jing. In order to lead you into the traditional feeling of Yi Jin Jing, some selected documents will be translated and commented on in the second section. After you have tasted these traditional treasures, we will discuss the purposes, advantages, and disadvantages of Yi Jin Jing training in Section 3. In the fourth section we will review the general concepts of the two major cores of Yi Jin Jing training—Wai Dan (external elixir) and Nei Dan (internal elixir). This will prepare you for the discussion of Wai Zhuang (external strength, 外壯) and Nei Zhuang (internal strength, 內壯) in Section 5. Since many readers will have some understanding of Iron Shirt training, Section 6 will discuss the differences between it and Yi Jin Jing. Finally, the actual Yi Jin Jing training keys and theories will be discussed in Sections 7 and 8.

In the second chapter of Part Two we will study different traditional methods of Yi Jin Jing training. Since Yi Jin Jing has been studied and researched for more than fourteen hundred years, it is impossible to discuss all of the methods. Instead, we will only cover a number of typical and popular methods for each training category.

5.2 General Concepts from Old Documents

In this section we will translate parts of selected documents and make some comments. This will give you an overview of the Yi Jin Jing and a taste of the ancient documents. The excerpts selected emphasize the theory of the art.

The Purpose of Yi Jin Jing and Xi Sui Jing
易筋經與洗髓經之目的

Yi Jin Gongfu is able to change the tendons and shape, Xi Sui Gongfu is able to change the marrow and Shen. (They are) especially capable of increasing spiritual bravery, spiritual power, spiritual wisdom, and spiritual intelligence. Its training methods, compared with the Daoist family's Lian Jing (train Essence), Lian Qi (train Qi), and Lian Shen (train spirit), are repeatedly mutually related in many ways, and its Yi of practice (i.e., goal) is completely the same.

易筋功夫，可換筋換形；洗髓功夫，可換髓換神；尤可增加神勇、神力、神智、神慧。其功法與道家之鍊精、鍊氣、鍊神，亦復脈脈相通，而用意則全同。

Yi Jin (Muscle/Tendon Changing) and Xi Sui (Marrow/Brain Washing) Qigong training require a lot of time and great patience. This is why they are called Gongfu (which literally means "energy-time"). Yi Jin Qigong is able to change the strength and the "shape" of the physical body. "Shape" includes the appearance of both the physical body, because it builds up the muscles, and the spiritual body, because you will look healthy and your spirit of vitality will be visibly high. Xi Sui Qigong is able to

change the condition of the marrow, which, in Chinese medicine, includes the brain. If you accomplish these two exercises, you will be able to increase your bravery, power, wisdom, and intelligence. These qualities are related closely to the development of your spirit (Shen), which is the ultimate goal of these two exercises, and this is why they refer to "spiritual bravery" etc. The Buddhist method of training is similar in many ways to the Daoist: you must train your Essence and convert it into Qi effectively, and train how to lead the Qi to the brain to nourish the brain and spirit. Though the training methods are not completely the same, the final goal is the same for both Buddhists and Daoists.

> *However, (the Buddhist approach is) trained from external, while elixir family (i.e., Daoist approach) is trained from internal. Cultivating life (i.e., the physical body) is the major support of cultivating the Dao, it is the ladder and the voyage to Buddhahood. It serves the same purpose as "methods" (of cultivation). Once (you have) achieved the goal, the life and the methods should all be given up; not hesitating is the important point.*
>
> 惟此乃由外鍊，而丹家則由內鍊也。修命乃修道之柱杖，作佛之梯航，與「法」同其功用；及其成也，命與法，俱應齊捨，不可執滯，是為要著。

The major difference between the training methods of the Buddhists and the Daoists is that the former emphasize training from the external, while the latter start from the internal. External means starting with Wai Dan training, while internal means Nei Dan training. As a matter of fact, according to other documents, both religions train both external and internal. Buddhists train from external to internal, while Daoist go from internal to external. Both groups believe that in order to reach the final goal of enlightenment or Buddhahood, you must first have a strong physical body (life). To them, the body is only a temporary residence for the spirit. Life is used as a ladder, a voyage, a tool for reaching the final goal of Buddhahood. Once you have reached the final goal, you will not need your physical body or the training methods, and you should give them up. If you persist, however, your spirit will stay in the physical body and keep you from becoming a Buddha.

This document does not discuss much of the "how" or "what" of the training theory. However, it clearly points out that the purpose of Yi Jin Jing and Xi Sui Jing is to change your body both physically and spiritually, leading you to a higher level of physical and spiritual life. In order to acquire the "how" and "what," you must first understand the general keys to Qigong training. These keys are learning how to regulate the body, the breathing, the emotional mind, the Qi, and the Shen. At this point, you are encouraged to study my in-depth Qigong book: *The Root of Chinese Qigong.*

Yi Jin Jing Training Secret
From Han Fen Lou (Tower of Fragrance)
易筋經行功要訣
涵芬樓傳

Man lives between heaven and earth, fearing cold and fearing heat, consequently he cannot (live) long in this world. (This) is not the original nature of created things (i.e., man). It is only (because) man forces himself.

人生天地間，畏寒忌熱，而不能久於世者，非造物之本然，惟人自迫之耳。

In ancient China, it was believed that the earth was flat, and mankind lived between heaven (sky) and earth (ground). After a person is born, he is afraid of extreme cold and heat, and therefore finds ways to protect himself. Gradually he loses contact with his original nature, as well as his inborn ability to adapt to the environment and protect himself from disease and the elements. Because of this, his body becomes weak and cannot live long. This is not the way it was meant to be, it is not the "original nature" of man. The original nature of the created being called "man" is to be strong of body and mind, able to face nature and adapt to it. Once we learned how to protect ourselves from the weather by wearing clothes and living in houses, we gradually lost our natural ability to protect ourselves. Our bodies became weak and, therefore, people die easily whenever they are sick. All of these things we have done to ourselves.

Therefore, person who is looking for the Dao, before anything else protect Jing Shen (spirit of vitality), nourish Qi and blood, conduct (i.e., train correctly) the tendons and bones. When Jing and Shen are full, then Qi and blood are abundant; when Qi and blood are abundant, then Li (muscular strength) is also sufficient. When tendons and bones are conducted, then Qi and blood transport smoothly, hundreds of sicknesses will not be generated.

故求道者，莫先於保精神、養氣血、導筋骨。蓋精神足，則氣血足，氣血足，則力亦足。筋骨導，則氣血通暢，百病不生矣。

If you are looking for the Dao (the natural way), there is no other way than first learning how to protect your Jing (Essence, 精) and Shen (spirit, 神), how to nourish your Qi and blood, and also how to properly train your tendons and bones to make them strong.

Jing is the source of Qi, and Shen is the headquarters of Qi, so when Jing is full and the Shen is raised, the Qi and blood will be abundant. Qi and blood cannot be

separated. Qi keeps the blood cells alive, and blood is the major carrier of Qi. They are always relating to each other. Where there is blood, there is Qi. Only when your Qi and blood are abundant can they effectively energize and strengthen the muscles.

When you have plenty of Qi and blood, you must also train your muscles (tendons) and bones. Only when they are strong and healthy will Qi and blood circulate smoothly and will your health be maintained.

> *Men today only know that when the blood is flourishing, then the Li is also strong. (They) don't know that blood is born of Qi, (and when) Qi is sufficient then the Li can be strong. Therefore, when man's life has blood and Qi, (he) has Li. (When) they are used—they exist, (when) ignored—they die. The way is nothing other than training. To build the foundation, use lead equipment.*
>
> 今人但知血盛則力亦壯，而不知血生於氣，氣足而後力壯也。然則人生有血氣，即有其力，用之則存，忽之則亡。其要法不外乎行功，築基運用鉛器。

Most people in the time when this document was written knew that as long as they had plenty of blood, their Li (strength, 力) would be strong. However, the life and health of the blood depends on the Qi. Therefore, in order to make your physical body (which generates Li) strong, you need to put your attention on your Qi, rather than your blood. When you have plenty of Qi and blood, you will have Li and be healthy. Qi and blood must be used continuously. The more they are used, the more abundant they will be and the smoother they can circulate. If you ignore them, and do not train and use them, they will become weak and degenerate quickly, and the circulation will become stagnant. In this direction lies death. How do we keep our Qi and blood abundant and circulating smoothly? There is no other way than proper training. The foundation of this training involves the use of lead equipment.

This paragraph explains that Qi is the most important factor in the training to strengthen your physical body. In order to keep the Qi strong and the blood abundant, you must use certain equipment. Because this article was written in ancient times, when only a few metals were available, it recommends lead. There were several reasons for using lead. First, it was easy to obtain. Second, lead is considered a Yin material which is able to absorb the excess Qi (Yang Qi, 陽氣) during training. Third, lead is heavier than other metals, and the equipment can be smaller. Fourth, lead has a low melting point, so it is easier to work with than most other metals. We will discuss some of the training equipment later.

> *The Dao (way) to build the foundation, begin at Zi (midnight), Wu (noon), between Zi-Wu (sun rise); or begin at Wu-Zi (sunset) when the*

variations are many, the Yin and Yang are exchanging, mutually turning and cooperating. If (you) are able (to train) day and night ceaselessly, not even a second ignored, then Heaven and man can unite. When trained for seven-seven (forty-nine days), Qi and blood will be sufficient and abundant. When trained for ten-ten (100 days), immortality can be gradually achieved.

築基之道，或起於子、午、子午、或是起於午子變化多端，顛倒陰陽，更轉互屬，苟能晝夜不息，時刻無訛，則天人會一，功至七七，氣血充足。功之十十，仙亦日成。

This paragraph discusses the times for training. When you train Yi Jin Jingyou may start at midnight, noon, dawn, or sunset, because at these times Yin and Yang are exchanging (Figure 5-1). According to the *Yi Jing (Book of Change,* 易經*)*, at midnight the Yin is the strongest and the Yang starts to grow; and at noon the Yang is at its maximum and the Yin starts to grow. In addition, at dawn, the weak Yang starts to grow into the stronger Yang, and Yin is vanishing. At this time, plants are converting from absorbing oxygen into absorbing carbon dioxide. At sunset, the strong Yang becomes weak Yang and the Yin starts to grow strong, and plants change from taking in carbon dioxide to taking in oxygen. These four times are the best for training because you are able to take advantage of the variations and exchanges of Yin and Yang—the variations being the continual change in the degree of Yin and Yang in your body, and the exchanges being when your body shifts from extreme Yin to extreme Yang or vice versa.

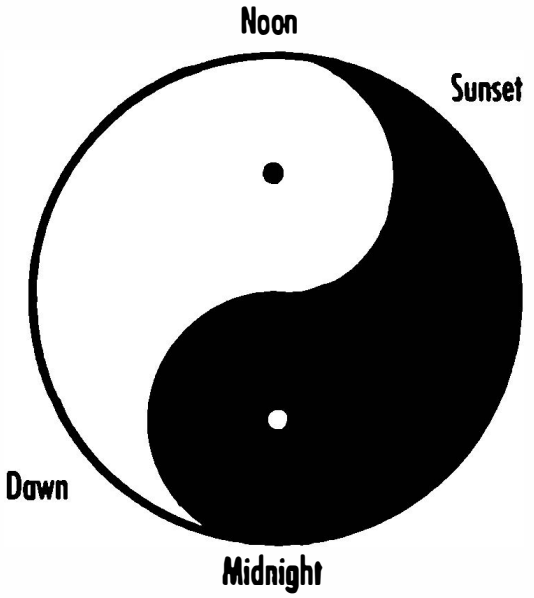

Figure 5-1. Yin and Yang and the Time of the Day

After you have trained for a period of time, you will be able to train at any time and any place. The training will have become a natural habit, and you will not have to pay too much attention to it. It is just like when you start jogging, you need to force yourself. Once you have built up a routine, it becomes much easier. When you have built up the routine of Yi Jin Jing practice, you can unite with heaven. This means your body will be able to adjust itself to nature automatically and reunite with it.

If you can train for forty-nine days, your Qi and blood will be sufficient and abundant. At this time, you will be able to see your body change from weak to strong.

When you have trained for 100 days, you will have built up your training routine so that you can keep your body healthy, and you will have built a firm foundation for the Xi Sui Jing training. To Buddhists and Daoists, Xi Sui Jing training is necessary for reaching immortality.

> *Of most importance for training, (you) must seek movement within the calmness, look for the calmness within the movement. (Training should) be soft and continuous, gradually enter the sensational region. (When looking for) movement amidst the calmness, (because of the) calmness it is easy to fall asleep, it is best to shine peacefully. (When looking for) the calmness in the movement, (because of the) movement (it is) easy to disperse. (It is) best to condense (your Shen).*
>
> 行功至要，務於靜中求動，動中求靜，綿密不間，漸入佳境。靜中動者，靜則易昏，最宜默照。動中靜者，動則易散，最宜收斂。

The most important thing during the training is to learn to find the movement when you are in a state of stillness. During the Nei Dan meditation which is part of the Yi Jin Jing training, when your body and mind are calm and peaceful, you must look for the Qi movement within your body. In this state of quietude, you can also easily lead the Qi smoothly. On the other hand, when you are doing the physically active part of the Yi Jin Jing training, you must take care that your mind does not become excited or agitated. When you train, your movements should be soft and continuous, and you will gradually begin to be able to sense what is going on inside your body.

When you are meditating, it is very common to fall asleep because you are so peaceful and calm. If you "shine peacefully"(默照)(raise your Shen) you will be able to clear your mind and still stay awake. When you are doing the active Wai Dan training it is hard to keep your mind from becoming scattered. If you condense your Shen and keep it in its residence you will be able to remain calm and keep your body from becoming over-excited.

> *The secret of shining peacefully is the secret of returning the Fire. The secret of condensing is the secret of adding Water. (If) the Fire does not return, then it flies away. (If) Water is not added, then you wither.*
>
> 默照之訣，即返火之訣也。收斂之訣，即添水之訣也。火不返，則飛。水不添，則竭。

"Returning the Fire" means to return your body to a more fiery (Yang) state when it is becoming too Yin. During still meditation the heart beat slows down, the length

of your breath increases, your mind is calm and peaceful, and the unnecessary activity of the body gradually slows down and stops. When this happens, it is very easy to fall asleep. The secret to staying awake is to raise your Shen (shine peacefully) so that the Fire in the body increases.

During Wai Dan training, condensing the Shen and firming your mind is the secret of adding Water to cool down your excited body and fiery mind (Xin, ♡). During Nei Dan still meditation, if you fail to return the Fire and you fall asleep, your training will "fly away" and be in vain. However, when you are training your Wai Dan Yi Jin Jing, if you do not know how to add Water to cool down your excited mind and body, your physical body will degenerate and weaken.

You can see that during Yi Jin Jing training, you must learn how to adjust your Yin and Yang or Water and Fire (Kan and Li). Only then will you be able to really achieve your purpose.

> *The method is to "keep the heavenly gate" and "stabilize the earth axis." Keeping the heavenly gate is the training of Wu-Zi (sunset), the secret of returning the Fire. Stabilizing the earth axis is the training of Zi-Wu, the secret of adding Water. The two of them mutually relate; train long and patiently. Thousands of variations and millions of derivations are within them (i.e., Water and Fire), there is nothing but what originates from these sources.*
>
> 其法在守天關，定地軸而已。守天關者，即午子之功，返火之訣也。定地軸者，即子午之功，添水之訣也。二者相兼，久久行去，其間千變萬化，皆不外此根源。

What are the methods of returning the Fire and adding Water? The answer is learning to "keep the heavenly gate" and "stabilize the earth axis." Heavenly gate means the Baihui (Gv-20, 百會) cavity (or called "Ni Wan Gong, 泥丸宮" by Daoists). It is believed that the top of your head is the gate which corresponds with the heaven energy. When you are able to lead the Qi to reach this cavity, you have led the Qi to the brain to nourish it, and this will also raise up the Shen. The best time to train raising your Shen is at sunset, when the Yin is getting stronger and the Yang is weakening. If you train at this time, you will be able to return the Fire to your body. Normally at sunset, after a whole day of thinking and working, your body is tired and your mind is scattered. If you meditate at this time, when your body is becoming more Yin, you can fall asleep easily. To prevent this you must return the Fire.

The earth axis means the Lower Dan Tian area, where the center of gravity is located, as well as the center of the body. The trick of cooling down the body's Fire is to add Water Qi to the Lower Dan Tian at dawn. At this time, Yang is getting stronger and Yin is weakening. Your body is well rested and energy is again abundant. Now you

should learn how to accumulate Water Qi in the Lower Dan Tian. When you use this Qi to nourish your brain and Shen, you will be able to condense your Shen and calm down the excited body and mind.

Yin and Yang (or Kan and Li) are mutually related. When you are able to grasp the tricks of controlling and adjusting your Yin and Yang (Kan and Li) through long and patient training, you will be able, as the Chinese say, to generate thousands or even millions of variations of Yin and Yang, and accomplish anything you wish.

> *Again, use the lead equipment, gradually opening up the stagnation (of Qi and blood). On the left, smoothly move to the right. On the right, smoothly move to the left. (This will) enable the left and right to meet each other. Qi and blood will be abundant. (In this case), how (can a person) fear cold and die at a young age? The person who is looking for the Dao (should) keep these marvelous techniques, one thread connects them (sequentially); (train) sincerely and ceaselessly, then (you will) enter the door of the large Dao and acquire the secret of heaven. Practice diligently! Practice diligently!*
>
> 而又運用鉛器，以漸漸疏通其凝滯。在左以順於右，在右以順於左，使左右逢源，氣血充足。焉有寒冷夭喪之患乎？求道者守此妙法，一線串成，至誠無息，則大道入門，天機自得矣，勉之勉之。

In addition to Yin and Yang training involving still meditation and Wai Dan Yi Jin exercises, you must also use the lead equipment to beat your physical body. This will gradually eliminate the stagnation of your Qi and blood circulation. You start on the sides of your body and move to the center. This will lead the Qi and blood to the center and make them abundant.

If you can train your body according to the above methods, how can you be afraid of cold and heat and die at a young age? You must train them continuously and patiently, and one day you will be able to enter the field of the large Dao.

This document makes several important points:

- The key to maintaining health and strengthening the physical body is to protect your Jing, raise your Shen, make your Qi and blood abundant, and train your physical body (muscles/tendons and bones).
- The best training times are: midnight, sunrise, noon, and sunset.
- You must look for the movement during calmness, and seek the calmness during movement. The trick is learning how to return the Fire and add Water.

THE TOTAL THESIS OF YI JIN JING
真本易筋經總論

The translation says: The basic meaning of what the Buddha said was that whoever has advanced himself and verified the results (of Buddhist cultivation), his primary foundations are two: one is Clean and Empty, one is Drop Off and Change.

譯曰：〝佛祖大意，謂登證果者，其初基有二：一曰清虛，一曰脫換。〞

This document was originally translated by an Indian priest, and later was edited by a Chinese Daoist. Though I believe that some of the translation may be somewhat different from the original meaning, which is hard to avoid because of cultural differences, the general concept is most likely correct.

This first paragraph clearly points out that in order to become a Buddha, you must have two primary foundations. One of them is that your mind must be clean (pure and calm) and empty (of desires and emotional bonds). The other is that you must "drop off" your weak body and change it into a strong one. The cultivation of both the physical and the spiritual body is called "Xing Ming Shuang Xiu" (性命雙修) (Double Cultivation of human body and nature). Therefore, in order to reach the goal of Buddhahood, you must have a strong and healthy body which provides a balanced physical foundation for your spiritual work.

(If) able to be pure and empty, then no barriers. (If) able to drop off and change, then no obstacles. (If) no barriers and obstacles, then able to enter the "steadiness" and exit the "steadiness." Knowing these, then there is a foundation for approaching the Dao. What was meant by clean and empty is Marrow/Brain Washing; by drop off and change is Muscle/Tendon Changing.

能清虛則無障，能脫換則無礙；無障無礙，始可入定出定矣。知乎此，則進道有其基矣。所云：清虛者，洗髓是也；脫換者，易筋是也。

If your mind is pure, calm, and free from emotional disturbance, then your spiritual cultivation will not be hindered. If your body can be changed from weak into strong, then you do not have to worry about weakness and sickness of your physical body. Therefore, there is no obstacle to your cultivation. Only when you are able to reach these two requirements will you be able to lead your spiritual mind in and out of the "steadiness." Steadiness means the state of still meditation which is necessary for cultivating the spirit. This is the foundation which you need before you can enter the Dao.

The text of Marrow/Brain Washing says: when a man is born, (he is) touched by emotional desire, resulting in a body with shape. In addition, the viscera, bowels, limbs, and bones are all contaminated by dirtiness, (they) must be washed and cleaned completely until not one tiny spot of defect (remains), then (he) is able to step in the door of transcending worldliness and attaining holiness. Apart from this then, there is no (other) foundation for entering the Dao.

其洗髓之說，謂人之生，感於情欲，一落有形之身，而臟腑肢骸，悉為滓穢所染，必洗滌淨盡，無一毫之瑕障，方可步超凡入聖之門，不由此，則進道無基。

It is believed by the Buddhists that before birth the human spirit was originally pure, clean, and without shape. Once you are born, your mind is affected by emotional desires which shape your physical body. This physical body is contaminated by the dirtiness contained in food and air. In order to enter the domain of holiness, you must first clean your mind and physical body until there is not the slightest bit of contamination remaining.

In order to clean your spiritual body, you must "clean" your brain. Clean means to lead Qi to the brain to nourish it, wash it, and to keep it in a healthy condition. Only in this case will you be able to use your mind to build up an independent spirit and become a Buddha. In order to clean your physical body, you must first clean the blood. Since blood cells are produced in the bone marrow, you must also clean your bone marrow and keep it healthy.

It says: Washing the Marrow/Brain is cleaning internally; changing Muscle/Tendon is strengthening externally. If able to (be) clean and calm internally, strong and firm externally, (then) ascending into the holy city is as easy as turning your palms. Why worry (any more about) the Muscle/Tendon?

所言：洗髓者，欲清其內；易筋者，欲堅其外；如果能內清靜，外堅固，登聖城，任反掌之間耳，何患無筋？

In Xi Sui Jing, Qi is led deep inside your body. Yi Jin Jing is more external, and the results are visible. If you train both ways, you have prepared your whole body, and the further spiritual training for Buddhahood will be as easy as turning over your hand. Once you have reached Buddhahood, you will no longer have any need or interest in training the external part again.

It also says: what is Muscle/Tendon Changing? It is said that when man's body's muscles/tendons and bones (are) formed in the beginning in the embryo, some muscles/tendons are loose, some muscles/tendons are skinny, some muscles/tendons are withered, some muscles/tendons are weak, some muscles/tendons are slack, some muscles/tendons are strong, some muscles/tendons are stretchable, some muscles/tendons are springy, some muscles/tendons are harmonious, all kinds and not (just) one. All of these are mainly (caused) by embryonic water. If muscles/tendons are loose, then sick; muscles/tendons are tiny, then skinny; muscles/tendons are withered, then weakening; muscles/tendons are weak, then inattentive; muscles/tendons are spasmodic, then dying; muscles/tendons are strong, then powerful; muscles/tendons are stretchable, then extendible; muscles/tendons are springy, then forceful; muscles/tendons are harmonious, then healthy. If one cannot be clean and empty internally and has barriers, as well as cannot be strong and tough externally and has obstacles, how can (he) enter the Dao? Therefore, to enter the Dao, (there is) nothing else but first changing the muscles/tendons to toughen the body, and strengthening the internal to support the external. Otherwise, the Dao is again hard to reach. When talking about the Muscle/Tendon Changing, (the theory of) "change" is marvelous.

且云：易筋者，謂人身之筋骨，由胎稟而受之，有筋弛者、筋攣者、筋扁者、筋弱者、筋縮者、筋壯者、筋舒者、筋勁者，種種不一；大之由胎水，如筋弛則病，筋攣則瘦，筋扁則痿，筋弱則懈，筋縮則亡，筋壯則強，筋舒則長，筋勁則剛，筋和則康；若其人內無清虛而有障，外無堅固而有礙，豈許入道哉？故入道莫先於易筋，以堅其體，壯內以助其外；否則道亦難期；其所關易筋者，易之為言大矣哉。

This paragraph explains that the many muscles and tendons in our bodies are in many different kinds of condition, and all of these conditions affect our health. The muscles/tendons can be loose, skinny, withered, weak, spasmodic, strong, extensive, springy, or harmonious. The Chinese people believe that all of these conditions originate while still in the womb. The purpose of Yi Jin Jing Qigong is to "change" all bad conditions into good ones. Only when you have changed your physical body from weak into strong, and cleaned yourself internally, will you have eliminated the obstacles to your internal cultivation. You can see that "change" is the first step of the real Dao.

"Change" is the Dao (or way) of Yin and Yang. Change is the change of variation. The variations of change exist between Yin and Yang; however, the variation of Yin and Yang, as a matter of fact, (also) exist in man. (Man) is able to handle the sun and moon in the pot, play Yin and Yang on the palms. Thus, when these two are coordinated in man, nothing cannot be changed.

易者，乃陰陽之道也，易即變化之易也；易之變化，雖存乎陰陽；而陰陽之之變化，實有存乎人；昇壺中之日月，掬掌上之陰陽。故二豎係之，在人無不可易。

Yin and Yang are the names of the two extremes which everything falls between. It is the nature of everything to change, and so everything is continually moving and changing is the continuum between the two extremes. It is like the universe is a box, and Yin and Yang are the names of the two ends of the box. Everything in the universe is in the box, and is continually moving around, sometimes closer to one end, sometimes closer to the other end. To go deeper into this philosophy, since extreme Yin becomes extreme Yang, and vice versa, you can also say that the box is donut-shaped, like Einstein's concept of the universe, and you can move directly from one end to the other end.

It is the same with the human body. But while the state of the body is continually changing, it is possible for you to control the change. You can control the Yin and Yang (moon and sun) throughout your body, from deep inside your body in the cauldron (pot) where alchemical or spiritual transmutations are completed, to more externally (palm). Sometimes other terms are used for Yin and Yang, such as Kan and Li, Water and Fire, and lead and mercury. The Daoists used the terms "lead and mercury" when they adjusted the Yin and Yang of the "elixir."

Therefore, (if it is) too void or too full, change it; too cold or too hot, change it; too hard or too soft, change it; too calm or too active, change it. High or low can be changed by rising or sinking; first or latter can be changed by slowing or speeding; smooth or stagnant can be changed by moving around. Danger changed into safety; disorder changed into order; disaster changed into luck; the dead changed into the living; the Qi being numbered (i.e., limited life) can be changed and saved. Heaven and earth can be reversed by change. Then as to man's muscles/tendons, how can't they also be changed?

所以，為虛為實者，易之；為寒為暑者，易之；為剛為柔者，易之；為靜為動者，易之；高下者易其升降，先後者易其緩急，順逆者易其往來，危者易之安，亂者易之治，禍者易之福，亡者易之存，氣數者可以易之挽回，天地者可以易之反覆，何莫非易之功也。至若人之筋骨，豈不可以易之哉。

Usually, the extremes balance each other in the body, so when there is an excess, there is also a deficiency. Therefore, change usually means to bring into balance. This paragraph emphasizes that conditions can be changed. When the Qi is numbered or limited, it is called "Qi Shu" (氣數). Generally, when a living thing is healthy and strong, the Qi is abundant and it can live for a long time. Qi production is unlimit-

ed, and the Qi cannot be numbered. However, if the living thing is weak or sick, the condition of the Qi is weakening, and the Qi can be numbered. That means that life is also limited. Heaven and earth represent the natural Yang and Yin powers.

However, the muscles/tendons are (related to) man's Jing and Luo. (These channels are located) outside of the bone joints and within the muscles. Four limbs and hundreds of bones, nowhere has no muscles/tendons, (if there is) no Jing, must have Luo. They connect and communicate the entire body, transport and move the blood, and are the external assistance of the Jing-Shen (spirit of vitality). Just like a man's shoulder is able to carry, hands are able to grab, feet are able to walk, entire body is able to be agile and animated, all because of the functioning of the muscles/tendons. Then how can (we) allow them to degenerate and weaken; and those who are sick and weak, how can they enter the way of the Dao?

然筋人生之經絡也，骨節之外，肌肉之內，四肢百骸，無處非筋，無經非絡，聯絡周身，通行血脈，而為精神之外輔，如人肩之能負，手之能攝，足之能履，通身之活潑靈動者，皆筋之挺然者也，豈可容其弛攣靡弱哉。而病瘦瘻懈者，又寧許其入道乎？

Just as the muscles/tendons are distributed throughout the entire body, so are the Jing (經) and Luo (絡). The Jing are the twelve primary Qi channels, and the Luo are the millions of small Qi channels branching off from the primary channels out to the surface of the skin and inward into the bone marrow. The Jing and Luo are distributed throughout the body among the muscles and tendons. They are the Qi circuitry which connects the entire body and energizes the muscles and tendons. They are also responsible for transporting the blood and raising up the spirit of vitality. They are so absolutely necessary for life and movement; how could we possibly let them deteriorate?

Buddha used the method to turn around the situation, make the withered muscles able to extend, weak muscles able to change to strong, tensed muscles able to be harmonious, shrunken muscles able to be lengthened, and the degenerating muscles able to be strong. Then even the cotton soft body is able to be made (strong like) metal and stone. (All of these) are nothing but the result of the changing. (This is the source of the) body's benefit, and the foundation of holiness. This is one of the reasons.

佛祖以挽回斡旋之法，俾筋攣者易之以舒，筋弱者易之以強，筋弛者易之以和，筋縮者易之以長，筋靡者易之以壯，即綿弱之身，可以立成鐵石，何莫非易之功也，身之利也，聖之基也。此其一端耳。

The Chinese Buddhists consider Da Mo to be a Buddha, and it is to him that the text refers. Da Mo taught people the methods and theory of the Yin and Yang so they could change their physical bodies. Even if your body is soft like cotton, you will be able to make it strong like metal or stone. You must have this strong foundation if you wish to advance in your spiritual studies.

> *Therefore, Yin and Yang can be held (i.e., controlled) by men. If Yin and Yang are not controlled and are themselves, (then) men will be men. Men (should) not be governed by Yin and Yang, (they should) use the body of blood and Qi and change it into a body of metal and stone. (If) no barriers internally, no obstacles externally, then able to enter steadiness and exit from steadiness. (You must study) the cause of this Gongfu carefully. Its training has its order, (its) methods include internal and external, Qi must be transported and used, moving has beginning and stop. Even the herbs and the training equipment, the timing, the diet and lifestyle, all generate verification of the training. Those who enter this door, first must firm their confidence, then build their sincerity, advance firmly and bravely; (while) training follow the method ceaselessly, no one will not be able to promote (himself) to the domain of holiness.*
>
> 故陰陽為人握也，而陰陽不得自為陰陽，人各成其人也。而人勿為陰陽所羈，以氣血之軀，而為金石之體。內無障，外無礙，始可入得定去，出得定來。此著功夫，亦非細故也。而功有漸次，法有內外，氣有運用，行有起止，至藥物器制，火候歲年，飲食起居，始終各有徵驗，其入斯門者，務宜先辦信心，次立度心，奮勇堅往精進，如法行持而不懈，無不立躋於聖域者云。

If you do not know how to control your Yin and Yang, you will remain human forever and never become an immortal. You should use your Qi and blood to change your physical body from weak into strong. That means you must study and train both internally and externally. Only then will you be able to enter the stage of steadiness, which is the necessary path to raising your spirit into enlightenment. All of the training must follow the correct timing and the proper sequence of methods. You must learn how to transport your Qi, and how to use the herbs and training equipment. As you do all of this, the results you achieve will verify whether you have been training correctly. You must train diligently and patiently, otherwise you will never reach the final goal of holiness.

> *Ban Ci Mi Di said: "This thesis discusses the great teacher Da Mo's original meaning of the general concept of Yi Jin. (I) translated it into this article, not daring to add any slightest personal idea, or even create a word."*

般剌密諦曰：“此篇就達摩大師本意，言易筋之大概，
譯而成文，毫不敢加以臆見，或創造一語。”

This document was translated by an Indian Priest Ban Ci Mi Di and edited by the Southern Continent, a traveler of mountain and sea, White Clothes Zhang, Yue-Feng (張月峰).

This article then goes on to discuss the training methods. We will discuss all of the training methods mentioned in this document in the next chapter. Though this document explains some of the general theory, many points remain vague and unclear. However, if you already have some understanding of Chinese Qigong, especially the theory and methods of "change" (Yin and Yang, Water and Fire, Kan and Li), you will not have any problem understanding this document.

Meaning of the Yi Jin Jing
From Han Fen Lou (Tower of Fragrance)

易筋經意篇
涵芬樓傳

Between the heaven and the earth, only man is most precious. (Man has) five viscera internally, five (sensing) organs externally. If the five (sensing) organs are not governed, the five viscera will be injured. Looking long injures the liver, listening long injures the kidneys, looking too much injures the spleen, and worrying too much injures the heart. Few men know in this world, therefore this classic is offered. (It) is the real achievable training of "five Qis toward the origins."

天地間惟人為貴，內有五臟，外有五官。若五官不治，
五臟即傷。久視傷肝，久聽傷腎，多視傷脾，多慮傷心，
世人罕知。予得是經，真五氣朝元之功也。

Heaven, earth, and man were considered the three most powerful things in nature, and were called collectively "San Cai" (三才) or the "three powers." Of these three, man is considered the most precious. Of the human organs, the five viscera (Fu, 腑)(Yin organs) are considered the most important in Chinese medical and Qigong societies. They are the Heart, Liver, Kidneys, Lungs, and Spleen. The Chinese believe that these five organs are linked to the five sense organs: the tongue, eyes, ears, nose, and mouth. For this reason, when the five sense organs are not regulated, the internal organs can be injured. However, some of the examples given in this paragraph do not match the usual Chinese medical relationships. Aside from these anomalies, however, the key point of this paragraph is to emphasize the importance of the correspondence between the internal organs and the sense organs. One of the goals of Qigong exercises is to regulate the Qi of the five Yin organs until they have returned to their original

healthy state. This training is called "Wu Qi Chao Yuan" (五氣朝元)(five Qis return to their origins). The first step of regulating the five Yin organs is to regulate your five sense organs.

> *When you start the training, first lie down with the face up to stabilize the Shen, restrain your vision and don't look (at anything), (then) liver Qi will not be wasted. Withdraw ear correspondence and do not listen, the kidney Qi will not be wasted. Breathe smoothly through the nose and don't pant, the lung Qi will not be wasted. Use the hand(s) to massage the stomach area and expand the Qi, (this will) conserve the spleen Qi.*
>
> 行功之始，先仰臥以定神，舍眼光而不視，肝氣莫耗也。收耳韻而莫聽，腎氣莫耗也。勻鼻息而勿喘，肺氣莫耗也。用手摩胃寬大，脾氣莫耗也。

Yi Jin Jing training begins with massage, which is followed with slapping, pounding, beating, and striking. Many of these trainings must be done lying on your back. The first thing you should do is to stabilize your Shen. Close or half close your eyes to restrain your vision. This will help bring your mind from the outside world into your body and lead your liver into a stage of peace and calmness. Do not pay attention to any noise you hear around you. Simply calm down and pay attention to your body and feel it internally. If you are not listening to anything outside of you, your emotions will not be disturbed and the kidney Qi can be regulated. These two trainings in Chinese meditation are called "Shou Shi Fan Ting" (收視反聽)(withdraw your view and listen internally). In addition to these two, you must also regulate your breathing. When your breathing is regulated, the lungs will be relaxed and the Qi which is converted from the air can be used efficiently. Finally, you should massage your stomach area including your liver, stomach, and spleen. This increases the Qi circulation there and protects these three organs.

This paragraph teaches you how to start Yi Jin Jing massage and beating training. During this training you must first regulate your body, breathing, and mind, and stabilize your Shen. Only then will your mind be able to concentrate on the training and lead the Qi to the area you are training. This is the key to building up internal strength (Nei Zhuang, 內壯). Nei Zhuang training will be discussed later in this chapter.

> *Keeping the center is the most important, (it) is the way. After massage, then pound. After pounding, then beat. After beating, then strike. Like this for a hundred days of Gongfu, five Qis all abundant, the Shen condenses and the Jing is full, (you will be able) to repel sickness and extend the years (of life), never hungry never cold. After completing the training, again train the Conception Vessel in the front and the Governing Vessel in the*

back until they are full and abundant (of Qi). (This is) the foundation of cultivating into immortality and becoming a Buddha. (If) not cultivating and advancing from these, there is no root for learning the Dao.

守中至要，是為法。採而復搾，搾而復搥，搥而復打。如是百日功夫，五氣皆足，神凝精滿，卻病延年，不饑不寒。再行功究，前任後督，二脈充盈，修仙成佛之基地。不由此而進修，學道無根。

In the massage and beating training, the most important thing is to keep your mind centered at the stomach area. The stomach area is where the Yi Jin Jing training starts, and it is considered to be the "center" of the entire training. You must build up both the internal and external strength here first, and then gradually expand the area until the training covers the entire body. We will discuss the concept of "center" when we talk about massage in the next chapter. During the training, if your mind is not at this center and is placed somewhere else in order to avoid the feeling of pain, then your mind will not be able to build the Qi and strength internally.

In the first year of Yi Jin Jing training, there are four training steps: 1. massaging; 2. pounding or slapping; 3. beating; and 4. striking. Massage will loosen up the stomach area (center) and allow the Qi to circulate smoothly. Massage can also help to accumulate Qi here. After massage, you slap or pound with the equipment. When slapping or pounding, the power will not penetrate into the deeper layers. The purpose of this step is to build up the Qi, to stimulate the muscles/tendons, and to toughen the skin. After the skin and muscles/tendons have been stimulated to a high energy state, the pain will be reduced. Then you start to use the heavier equipment. Beating makes the power more penetrating and will build up the strength more internally. After beating, you strike. Striking involves using full power blows even to the vital areas. When you have reached this stage, you will have built the strength both internally and externally. This is the primary stage of "Iron Shirt" (Tie Bu Shan, 鐵布衫). After you have strengthened the stomach area, you gradually expand your Qi to a wider area and extend your striking area to the chest to complete the Conception Vessel training, then to the back to complete the Governing Vessel training. Only when you have made the Conception and Governing Vessels full will you have built up the foundation for the Xi Sui Jing training. The abundant Qi accumulated in the Conception and Governing Vessels is considered the "root" of Buddhahood training. Finally, you incorporate the limbs to complete Grand Circulation training. The training procedures will be discussed in detail in the next chapter.

Da Mo traveled to the East to teach these two Yi Jin and Xi Sui classics, (it was) really our great luck. A bird like the crane is able to live long, an animal like the fox can be immortal, a human who cannot learn from these

classics is worse than the birds and animals. Obtaining but not training (these two classics) may be caused by suspicion that it is a false creation, or fear the training is too long; (all of these) are generated from oneself. If (you are) able to believe it and train, after three years, (you will see your) bravery becomes like King Xiang's, and your strength though old will be able to conquer Wu Huo. (Having) strength your entire life, never fearing hunger or cold, winning the bedchamber war, and finding the pearl in the muddy water; (these) are only the smaller uses. Cultivate to be an immortal and become a Buddha, nothing else but this. Those who have the predestined fate and train this will see the results later, then you will see that what I said is not ridiculous.

達磨東來，授此洗髓易筋二帙，實吾人之大幸也。夫禽有鶴而能壽，獸有狐而亦仙，世之不得此經者，將禽獸之不若也。得之而不行，或疑其事為虛誕，或畏其功太長久，直自棄耳。若能信而行之，三年以後，將見勇若項王，力邁烏獲，終身健壯，不畏饑寒，房戰取勝，泥水探珠，猶小用耳。修仙成佛，要不外是。有緣者行之，自有應驗，彼時始知予言不謬也。

It is believed that Da Mo was the one who brought the Yi Jin Jing and Xi Sui Jing knowledge from India to China. The Chinese believe that cranes can live a long time because they know how to regulate and train their Qi internally. The Chinese also believe that if even a fox learned how to train itself, it would be able to achieve immortality. There are many ancient Chinese stories which tell of how a fox was able to reach immortality and change into human form.

If the birds and animals are able to reach this goal of cultivation, why can't people reach it too? The reasons are: lack of confidence and loss of patience. In this case, men are worse than birds and animals. If you can train diligently and patiently, after three years you will be as brave as King Xiang (項王). King Xiang, named Xiang Yu (項羽), was a great warrior who contested the throne of the rounding emperor of the Han dynasty (漢), Liu Bang (劉邦). Wu Huo (烏獲) was the chief of a tribe near Tibet which invaded China often during the Three Kingdoms Period (San Guo, 三國). Pearls are found in oysters, which live in muddy water. This metaphor means that you will be able to find valuable results even in this muddy world. All of these are only small achievements. For the great achievement, you may use these methods to cultivate yourself and become an immortal or Buddha.

This article gives you an idea of how to start the training. It clearly tells you that you will need 100 days of foundation training for massage, pounding, beating, and striking. To complete the entire training, you will need at least three years.

5.3 Purposes, Advantages, and Disadvantages

Before we go into the theory of the Yi Jin Jing, we would like to discuss the purposes of Yi Jin Jing Qigong, as well as its advantages and disadvantages. Although we discussed this subject in Part One, we will cover it now in greater depth. If you have a clear understanding of this art, you will be more confident in your training, and better able to predict and expect results.

5.3.1 Purposes of Yi Jin Jing Qigong

- To strengthen the physical body and maintain health. This is the most common goal for most practitioners. Many Qigong sets were based upon the same principles to achieve this same goal, such as "The Eight Pieces of Brocade" (Ba Duan Jin, 八段錦) or "Da Mo's Strengthening Qigong" (Da Mo Zhuang Qigong, 達摩壯氣功). Most of these sets are purely Wai Dan, and emphasize building up Qi in the limbs, rather than in the body. They provide a way for people to strengthen their bodies and maintain their health through simple, specifically designed movements. They do not require any in-depth, detailed knowledge of how Qi functions and circulates in the body.
- To increase the Qi storage and circulation in the Governing and Conception Vessels (Small Circulation). This is a higher purpose than the previous one. It is Nei Dan Qigong, and most practitioners who train it tend to go on to Grand Circulation. The Conception Vessel is responsible for the six Yin Qi channels, while the Governing Vessel governs the six Yang channels. Opening and filling these two vessels are the first steps of Nei Dan Qigong training.
- To eliminate stagnation in the twelve primary channels. Once you have filled the Conception and Governing Vessels with Qi, you learn how to lead the Qi to the twelve primary channels, which are related to the twelve organs. When you have reached this stage (Grand Circulation, Da Zhou Tian, 大周天), practicing will not only strengthen your limbs, it will also improve the condition of your internal organs.
- To strengthen the Guardian Qi. After you are able to circulate the Qi smoothly in the twelve primary channels, you learn how to expand your Qi from these channels to the surface of your skin, eventually reaching the hair, nails, or even beyond your skin. This strengthens and enlarges your Guardian Qi (Wei Qi, 衛氣) shield and protects you from any negative influence from the surrounding Qi.
- To increase martial abilities. Soon after the Yi Jin Jing was taught to the priests, it was applied to the martial arts. Its principles and exercises were

used to develop Iron Shirt training, and to train martial artists to use their Qi effectively to energize their muscles to a higher level.

- **To build a firm foundation for Xi Sui Qigong** practice. In Da Mo's Qigong training, Yi Jin Jing is considered the Yang training which emphasizes the physical body and builds up abundant Qi, while Xi Sui Jing is considered the Yin training which uses this Qi to nourish the marrow and brain. These two Qigong practices must be balanced. One generates the Qi and the other uses the Qi. One makes the body Yang, the other makes the body Yin. Therefore, in order to train the Xi Sui Jing and reach the final goal of enlightenment, you must first have plenty of Qi, which is obtained through Yi Jin Jing training.

Now that you have a better idea of the general purposes of Yi Jin Jing, you should have some idea as to what you want from your training. Next, we will list some of the advantages and disadvantages of Yi Jin Jing training.

5.3.2 Advantages of the Yi Jin Jing

- The Yi Jin Jing is easier than the Xi Sui Jing to understand and practice. The theory is simpler and the training is easier, and it is therefore more accessible to the average person.
- With the Yi Jin Jing, you are able to see results in a short time. Because of this, more people are willing to accept the training.
- More documents are available and, since the training is more popular, it is relatively easy to find a master. Because the Yi Jin Jing is easier than the Xi Sui Jing to understand and learn, more people have practiced it, more documents have been written about it, and therefore, more people are teaching it.
- Compared to Xi Sui Jing, Yi Jin Jing training is safer. Because there are more documents available, more people have trained it, and more experiences have been shared with the public. In addition, Yi Jin Jing emphasizes the external physical body and does not directly involve the vital organs, as does the Xi Sui Jing.

5.3.3 Disadvantages of the Yi Jin Jing

- It is a Yang training. Though health can be gained, increase of longevity is limited. We mentioned earlier that the Yi Jin Jing teaches you how to strengthen your body and build up the Qi internally. All of this effort will lead your body into a Yang state. Although this strengthens your physical body and Guardian Qi, it also causes the body to degenerate faster. To increase the length of your life significantly, you must learn how to use the Xi Sui Jing training to utilize the Qi.

- It may over-stress the physical body and cause San Gong (散功). This is commonplace among martial practitioners of Yi Jin Jing training, because they are trained to lead their Qi to the limbs with heavy breathing. This will energize the muscles effectively, but it also builds up the muscles and over-stresses the lungs. Frequently, the muscles will be over-developed. Unfortunately, when these people get older, their muscles lose their flexibility and elasticity, and degenerate faster than the average person's muscles. This phenomenon is called "San Gong" (散功)(energy dispersion) in martial arts society. In Yi Jin Jing training for health, however, you usually do not place as much emphasis on training your muscles, and this problem is not usually encountered.

You can see that there are more advantages than disadvantages. Furthermore, most of the disadvantages can be controlled easily if you know the theory of the training. It has been proven that Yi Jin Jing training is one of the most effective ways to change the quality of the physical body.

5.4 Wai Dan and Nei Dan Yi Jin Jing

Wai Dan (外丹) means "external elixir" and Nei Dan (內丹) means "internal elixir." Wai Dan Qigong (often called Wai Dan Gong) and Nei Dan Qigong (often called Nei Dan Gong) are the two major categories in Qigong practice. Since these two terms have been discussed in my earlier books: *Qigong for Health and Martial Arts* and *The Root of Chinese Qigong*, we will only review their definitions here.

In Wai Dan Qigong training, you learn to build up the Qi in the limbs through special exercises, trainings, or treatments, and later you learn to allow the built-up Qi to flow back to your body and organs, thereby nourishing the organs and maintaining smooth Qi circulation. This means that Qi is built up on the surface of the body or in the limbs, and then flows "inward" to the body. Common Wai Dan Qigong practices are limb exercises, massage, and acupuncture. Because in Wai Dan you build up the Qi (or elixir) externally, it is called "external elixir."

In Nei Dan Qigong, the Qi (elixir) is built up in the body, and then led outward to the extremities. For this reason it is called Nei Dan (internal elixir). Nei Dan practice includes ingesting herbs to generate Qi internally, generating Qi in the Lower and Upper Dan Tians through various methods, regulating the Fire Qi in the solar plexus, building up and then circulating Qi in the Conception and Governing Vessels (Small Circulation) first and later expanding the Qi to the entire body (Grand Circulation), as well as techniques which lead Qi to the marrow and brain to nourish them (Xi Sui Jing).

According to the available documents, Yi Jin Jing training emphasizes both Wai Dan and Nei Dan equally. When you train Yi Jin Jing, you should not train one and ignore the other. Wai Dan training is considered Yang, while the Nei Dan is considered Yin. While Wai Dan Yi Jin Jing focuses on training the physical body, Nei Dan Yi Jin Jing aims at building up Qi. Both of them must cooperate with and balance each other. When one side of the training is neglected, the balance will be lost and problems may occur. For example, many external style martial artists have emphasized only the Wai Dan Yi Jin Jing and have experienced "San Gong" (energy dispersion) problems. I believe that in order to avoid making this mistake, you should first understand these two subjects and study their relationship.

5.4.1 Wai Dan Yi Jin Jing

The purpose of Wai Dan Yi Jin Jing is to strengthen the physical body, which includes skin, muscles, tendons, fasciae, and bones. Though the health of the internal organs may also be improved significantly by correct training, the organs are not the primary concern. Technically, the training of the organs is handled by Nei Dan training and by the Grand Circulation, which form a combination of Wai Dan and Nei Dan practices. We will discuss this subject later.

In order to reach the goal of strengthening the physical body, many training methods were created. The popular techniques are massage, slapping, pounding, beating, and striking. In addition to these stimulation techniques, many Wai Dan exercises were created which specialize in building up the Qi in the limbs. Often, special training equipment was adapted for these exercise sets.

Normally, the first year of training focuses on the central body area, starting in the stomach area with massage, then gradually using the slapping, pounding, beating, and striking techniques. In this year you must learn Nei Dan Yi Jin Jing, which teaches you how to build up the Qi at the Lower Dan Tian, and later you must circulate it to the Conception and Governing Vessels (Small Circulation). Only after one year, after the center of the body has been trained completely, will the special Wai Dan exercises and muscular training of the limbs be started. This will last for the next two years. In these two years, the Nei Dan practice should teach you to expand the Qi which is built up at the center of the body to the limbs to complete the Grand Circulation.

The above description should give you a clearer picture of the role Wai Dan Yi Jin Jing plays in the training. You can see that the Wai Dan stimulation training described above can energize your body to a higher energy or Yang state.

5.4.2 Nei Dan Yi Jin Jing

The purpose of Nei Dan Yi Jin Jing is to build up the Qi internally at the center of the body. Later, this Qi is led to the limbs and the entire body. The reason for this is simple: in order to energize the physical body to a higher energy state for Wai Dan training, the Qi must be full and abundant. The physical body is like a machine and

Qi is like electricity. Only when the machine is in good condition and the power supply is sufficient will the machine be able to perform at peak potential. One of the major goals of Yi Jin Jing training is leading the Qi to support the physical body efficiently to maintain and strengthen its health.

Another goal of Nei Dan Yi Jin Jing is to regulate the Qi in the internal organs. When you have completed the Small Circulation, you will have learned how to fill up and smoothly circulate the Qi in the Conception and Governing Vessels. The Conception Vessel is the Qi reservoir which regulates the six Yin organs, while the Governing Vessel is used to regulate the six Yang organs. When the Qi in these two vessels is full and is circulating smoothly, the twelve internal organs will be regulated effectively, and the health of the organs can be maintained and improved. Furthermore, if you have also completed the Grand Circulation, you will be able to lead and circulate the Qi in the twelve primary channels smoothly. In this instance, you may use Wai Dan exercises to enhance the health of the organs.

Usually, the Nei Dan Yi Jin Jing training begins after four months of Wai Dan Yi Jin Jing training. It normally takes three to eight months to complete the Small Circulation. However, it depends on the individual. To understand this thoroughly, you should very carefully study the Nei Dan Yi Jin Jing training, which will be discussed later. After you have completed the Small Circulation, you will start the Grand Circulation, and from there it may take you a short time or forever depending on how deep you want to dig in. When you have reached this stage you will understand that the Qigong field is so deep that the deeper you study, the deeper it goes.

Normally, Nei Dan Yi Jin Jing is trained through still meditation. During still meditation, both your physical and mental bodies are relaxed, your mind is calm and peaceful. Consequently, your body tends to be more Yin compared to Wai Dan training. It is only when you are in such a meditative state that you will be able to concentrate your mind on building up the Qi at the Dan Tian and directing it to the desired places.

You should be able to see from this discussion why it is so important to train both Wai Dan and Nei Dan Yi Jin Jing equally. In order to help you settle this in your mind, I conclude with the following important points:

- Wai Dan training stimulates your physical body and energizes you, therefore it is a Yang training. Nei Dan training deals with the internal Qi field, the body is relaxed, the mind is calm and peaceful, and therefore it is a Yin training.
- For correct and safe Yi Jin Jing training, Wai Dan and Nei Dan must be mutually coordinated to balance each other.

- The time required for Wai Dan training is relatively shorter than that for Nei Dan training. Nei Dan training can last forever, especially when this Nei Dan is combined with the Xi Sui Jing training.
- Wai Dan is easier while Nei Dan is harder in both theory and training.

5.5 Wai Zhuang and Nei Zhuang

Before you start your training, you must be acquainted with the terms Wai Zhuang (外壯) and Nei Zhuang (內壯). These two terms refer to the results of training. Wai Zhuang means "external strength" while Nei Zhuang means "internal strength." When you have Wai Zhuang, you look muscular and strong externally, but it does not mean that you are strong internally. For example, a bodybuilder may look more muscular and stronger than a professional weightlifter, but he cannot necessarily lift more weight than the professional lifter. Sometimes you find people who are not strong looking, but who are able to express a great deal of strength. This is because the level of muscular strength you can exert depends on how efficiently the Qi can energize the muscles. If a person is able to lead his Qi efficiently to the muscles to energize them to a higher energy state, the power or strength generated will be greater than other people's.

Real strength means strong both externally and internally. Without internal strength, the external strength will not last long, without the external strength, the internal strength will not be able to demonstrate itself efficiently. Naturally, when a person has achieved internal strength, his internal physical body such as the organs, is also strong. The internal physical body and the internal Qi are related and benefit from each other.

In Chinese martial society, the mistaken belief is often expressed that Wai Zhuang is Wai Dan Yi Jin Jing and Nei Zhuang is Nei Dan Yi Jin Jing. As a matter of fact, although they are closely related they are very different. Strictly speaking, Nei Zhuang can be generated from both Nei Dan and Wai Dan Yi Jin Jing. Normally, the Nei Zhuang generated from Wai Dan Yi Jin Jing is a local internal strength supported by the local buildup of Qi, while Nei Dan Yi Jin Jing develops a real internal strength in which the internal Qi can be stored in the Qi reservoirs and stimulated to a higher level.

To help you understand this subject more clearly, we would like to translate a portion of an Yi Jin Jing document concerning the training of Nei Zhuang. This article will help you to understand what Nei Zhuang is and why it is necessary for Yi Jin Jing training.

NEI ZHUANG GONG
內壯功

Internal and external are opposites. Strong and weak are opposites. Comparing the strong and the weak, strong is able to last long. Comparing the internal with the external, do not ignore the external. Internal strength is able to be strong, external strength is able to be brave. Strong and also brave is really brave. Brave and also strong is really strong. Strong and brave, brave and strong, then is able to become the body even a million disasters cannot destroy. Then, (it) is the body of the metal steel.

內與外對，壯與衰對；壯與衰較，壯可久也。內與外較，
外勿略也。內壯言堅，外壯言勇；堅而能勇，是真勇也。
勇而能堅，是真堅也。堅堅勇勇，勇勇堅堅，乃成萬劫
不化之身，方是金剛之體矣。

Nei Zhuang (internal strength) and Wai Zhuang (external strength), in many ways, are opposite to each other, yet they are mutually related to each other. Nei Zhuang is Yin and Wai Zhuang is Yang. Nei Zhuang relates to the Qi while Wai Zhuang relates to the physical body. They are like the two sides of your hand. Only when they cooperate and coordinate with each other can they be strong both internally and externally. Internal Qi is the major source of making the external body strong, which enables you to demonstrate your power. When this happens, you will be able to be brave. Brave here means the capacity to demonstrate your power. Only when you can be strong internally and brave externally have you gained a really healthy and strong body which can be like metal and stone. You must train Nei Zhuang. Without Nei Zhuang, the Wai Zhuang will not be strong and will not last.

When training the Nei Zhuang, there are three rules:
The first says: "Keep the Dao of center."
Keeping the "center" specializes in accumulating Qi. (When) accumulating Qi, concentrate on training (your) eyes, ears, nose, tongue, body, and Yi.

凡鍊內壯，其則有三：
一曰：「守其中道。」
守中者，專於積氣也；積氣者，專於眼耳鼻舌身意也。

There are three rules when you train Nei Zhuang. The most important period of training is the first hundred days. During this period, you must learn how to build the Nei Zhuang foundation to support further training. This article tells you the tricks of reaching this goal.

The first rule is to keep your mind at the center so that you can accumulate Qi there. "Center" means the stomach area between the solar plexus and navel. This area is where the training begins and where the Qi must first accumulate. In order to accumulate Qi in this area, your mind must always be kept there during training. In order

to do this, you must restrain your eyesight, stop hearing noise generated outside of your body, not pay attention to smells, forget the sense of taste, relax your body, and control your Yi. If you can do this, your mind will not be attracted to the outside world, and you will be able to concentrate your Yi in the place you are training. Only then are you able to use your Yi to lead the Qi there and start the accumulation.

> *The most important (thing) when starting training is the marvelous massage, its techniques will be detailed later. When massaging, (you) should undress (the upper body) and lie down facing up. The place where the palm (should be) placed is one palm's width under the chest and above the abdomen. Named the "center." Because this "center" is the place of Qi accumulation, it must be kept (and protected) firmly.*
>
> 其下手之要，妙於用揉，其法詳後。凡揉之時，宜解襟仰臥，手掌着處，其一掌下胸腹之間，即名曰中。惟此中乃存氣之地，須固守之。

This paragraph has two major points. First, the starting technique for building up Nei Zhuang is using massage. Second, the location in which the training should be started is between the chest and abdomen. More clearly, it is one palm's width between the solar plexus and navel. This place has been named the "center" because it is where the Qi starts to accumulate. Later, the Qi expands out to the entire body from this center. Because of this, you must learn to concentrate your mind at this center and protect it carefully.

> *The method of keeping (the center) is to restrain the eyesight, draw in ear correspondence, make the breathing uniform, close the mouth, relax the tired body, lock the swift Yi, do not move the four limbs, (and) one deep mind. First place your mind at the "center" place, later stop all of the miscellaneous thoughts, gradually reach a steady, concentrated mind, is named "keep" (the center). This is the correct way. Wherever the massage is, there (the mind) should be kept. Then, the entire body's Jing, Qi, and Shen all concentrate there. (Practice) long and long to accumulate, the harmony will be enlarged to the entire area. If there are miscellaneous thoughts and the mind is quick to think of the world's affairs, (even if) Shen and Qi follow but do not condense, then the massage will be in vain, how could it be of benefit?*

守之之法，在乎含其眼光，凝其耳韻，勻其鼻息，緘其口氣，逸其身勞，鎖其意馳，四肢不動，一念冥心，先存想其中道，後絕其諸妄念，漸至如一不動，是名曰守，斯為合式，蓋採在於是，而守在於是。則一身之精氣與神，俱注於是，久久積之，自成庚方一片矣。設若雜念紛紜，馳想世務，神氣隨之而不凝，則虛其採矣，何益之有？

This paragraph teaches the methods of keeping your center. During massage training, you must bring your physical and mental body into a meditative state which allows you to isolate yourself from the outside world. Only then will you be able to concentrate your Yi on the training. To keep your Yi at the massage place is the secret of accumulating Qi.

The second says: "Do not think of other places."

In man's body, Jing, Shen, Qi, and blood cannot be independent, all listen to the Yi. (When) Yi moves, then (they) move. (When) Yi stops, then (they) stop. When you keep your mind at the center, Yi is placed under the palm. This is the correct way. If (you) allow the Yi to move around on the limbs, the condensed and accumulated Jing, Qi, and Shen will follow, move, and disperse to the limbs. Then (the training) will become only external strength instead of internal strength. Massage without the accumulation (of Qi), the massage will be in vain. How could (you) obtain benefit?

二曰："勿他馳想。"
人身之中，精神氣血，不能自主，悉聽於意；意行則行，意止則止。守中之時，意隨掌下，是為合式。或若馳意於各肢，其所凝積精氣與神，隨即走散於各肢，即成外壯而非內壯矣。採而不積，又虛其採矣，有何益哉？

The second rule of training is that after your mind has been isolated from the outside world, you should not place your mind anywhere else in your body but at the center. Your Jing, Qi, and Shen are directed and governed by your Yi; wherever the Yi goes, they go too. Therefore, if your mind moves away from the center during training, you will lead the accumulated Qi to other places and it will never accumulate at the center. For example, if you think of your limbs during massage training, you will lead the accumulated Qi from the center to the limbs and use it. In this case, you might keep the muscles growing; however, you have also stopped the buildup of Qi in the center for future training. In this case, you have built up Wai Zhuang instead of Nei Zhuang. In fact, strictly speaking, during the first year of training, the physical Yi Jin Jing exercises are forbidden. If you massage but cannot accumulate the Qi at the center to build up the internal strength, then all of your massage training will be in vain.

Third says: "Use it (Qi) for fullness."

Whenever (you) massage and keep (the center), the Qi therefore accumulates. When the Qi is accumulated, Jing, Shen, blood, and vessels, all move with it. (When you) keep them, they will not run wild. Massage for a long time, Qi will store within and not overflow. (When) Qi accumulates, the Li will automatically accumulate. (When) Qi is abundant, the Li will automatically be full. This Qi is what Mencius called "the greatest and most unbending, (which) fills up between the heaven and the earth, is our overwhelming Qi." If the Qi has not reached fullness, the mind runs wild away from the center. Dispersed to the four limbs, it is not only that the external strength is not complete, but also the internal strength is not strong. Then both places have gained nothing.

三曰："持其充周。"
凡揉與守，所以積氣，氣既積矣，精神血脈，悉皆附之，守之不馳，揉之且久，氣惟中蘊而不旁溢，氣積而力自積，氣充而力自周，此氣即孟子所謂至大至剛，塞乎天地之間者，是吾浩然之氣也。設未及充周，馳意外走，散於四肢，不惟外壯不全，而內壯亦屬不堅，則兩無是處矣。

After you have accumulated abundant Qi at the center, you can expand this Qi to fill up the entire body. This center is the headquarters and the "center" of Qi supply. You normally need at least 100 days (or four months) of training to keep this center and make the Qi accumulate abundantly. During the second 100 days, you learn how to expand this Qi to fill up the front of the body. In the third 100 days, you advance further and expand this Qi to the back. If you have done this, you have made the Qi full in the Conception and Governing Vessels and have completed the Small Circulation. It is not until the second and third years of training that this Qi is expanded to the limbs to complete the Grand Circulation. When you have accomplished this, you will feel that your body has filled up with overwhelming Qi which can make you as great and strong as steel. Mencius (孟子) is a great Chinese scholar and philosopher who lived after Confucius. His famous saying was: "I frequently cultivate my overwhelming Qi. As this Qi, extreme great and extreme strong. It is thus when cultivate it straight forward, there is no harm. (This Qi) is then filling up the heaven and the earth."[1] Man is considered a small heaven and earth. If you have completed your Grand Circulation, you will have filled up your body with this overwhelming Qi.

You can see that the center is the most importantpoint in the entire training, and it is the root and source of the training. It is the key to building up the Nei Zhuang. If you do not follow the above three rules, then you will lose both Nei Zhuang and Wai Zhuang.

Ban Ci Mi Di said: When man is just born, originally (the mind) is good (i.e., pure and clean). If attracted by emotional desires and miscellaneous ideas, then all of the original faces (purities) will be wiped out. In addition, (if this pure mind is) divided and damaged by the eyes, ears, nose, tongue, body, and Yi, the wisdom nature at the spiritual center (Lingtai) becomes obscured. Consequently it cannot comprehend the Dao. Therefore, the great teacher Da Mo faced the wall in Shaolin Temple for nine years to restrain the desires of the ears and eyes. (If) ears and eyes are not attracted by the desires, the monkey (emotional mind) and the horse (wisdom mind) will automatically be locked and bonded. It resulted that Da Mo was able to acquire the real way (Dao) and return to the West (where Buddha resides), finally ascending to the state of verifying the results (of Dao)(i.e., he became a Buddha). This article was the primary mind and foundation of Da Mo, the Buddha ancestor. The real method (i.e., secret) is in the sentence of "keeping center," and its application (i.e., training methods) is in the "restrain the eyesight" seventh sentence. If able to train following the methods, then although stupid would be bright, although soft would be strong, the world of extreme happiness will soon be ascended.

般剌蜜諦曰：〝人之初生，本來原善，若為情慾雜念分去，則本來面目一切抹倒。又為眼耳鼻舌身意分損，靈台蔽其慧性，以至不能悟道。所以達磨大師，面壁少林九載者，是不縱耳目之慾也。耳目不為慾縱，猿馬自被其鎖縛矣。故達磨得斯真法，始能隻履西歸，而登正果也。此篇乃達磨佛祖，心印先基，真法在守中一句，其用在含其眼光七句；若能如法行之，則雖愚必明，雖柔必強，極樂世界，可立而登矣。〞

Ban Ci Mi Di was a Indian Buddhist priest who translated this document from Indian into Chinese. This paragraph was added by him to summarize this training. First he concluded that when a man is born, his mind is pure and simple. Because this mind becomes contaminated with emotional desires, man cannot comprehend the real "Dao." The wise part of your nature is centered in your Lingtai (靈台), which means "spiritual station" or "spiritual center," and is located in the Upper Dan Tian. In acupuncture, there is a cavity which is also named Lingtai (Gv-10, 靈台), but it is located on the back opposite the heart.

It is said that the Yi Jin Jing and Xi Sui Jing were written by Da Mo after he meditated for nine years facing a wall. The reason he faced the wall was to restrain his eyesight and hearing. When he did this, the emotional mind (ape) and the wisdom mind (horse) were controlled. This is the reason that Da Mo was able to become a Buddha and enter the domain of the West World. West World means India, which is to the west of China. Because Buddhism was imported from India, India was consid-

ered the holy world where Buddhas reside. Only those who have attained the real "Dao" will be able to enter this holy world.

Ban Ci Mi Di also points out and re-emphasizes that the trick to Nei Zhuang training is to keep the center, and the way to reach this goal is in the seventh sentence: "...restrain the eyesight, draw in ear correspondence, make the breathing uniform, close the mouth, relax the tired body, lock the swift Yi, do not move the four limbs, (and) one deep mind."

This document, although entitled "Nei Zhuang Gong," is the key to successful Yi Jin Jing training. To make sure that it is completely clear to you, we would like to conclude with the following important points:

- Without Nei Zhuang (內壯)(internal strength), Wai Zhuang (外壯)(external strength) training is in vain. Nei Zhuang is the root of Wai Zhuang and Wai Zhuang is the trunk, branches, and flowers. Nei Zhuang and Wai Zhuang are mutually related and must mutually cooperate.
- To build up real Wai Zhuang, you must build up Nei Zhuang first. There are three rules. These rules are: "Keep the center," "Do not think of other places," and "Use Qi for fullness."
- Among the three rules, "keep the center" is the most important. The way to reach this is to restrain your emotions and desires.
- Do not train your limbs until you have built up the Nei Zhuang at the center.

5.6 Iron Shirt and Golden Bell Cover

There are many Chinese people, especially martial artists, who mistakenly believe that the Yi Jin Jing is Iron Shirt and Golden Bell Cover training. In this section we will try to clear up the confusion.

Iron shirt in Chinese is "Tie Bu Shan" (鐵布衫)(literally "iron cloth shirt"), and Golden Bell Cover is "Jin Zhong Zhao" (金鐘罩)(literally "metal/gold bell cover"). The training is so named because after you have completed it, your body will be so strong that most external attacks will not be able to injure you. It is as if you were wearing an iron shirt or were covered by a metal bell. The different names represent different achievements. There are two places which are considered the hardest spots to train. One of them is the eyes and the other is the groin. With proper training, it is possible to draw the testicles up into the abdomen to protect them. When an Iron Shirt practitioner can also lead his Qi to protect his entire head including his eyes, he is said to have achieved Golden Bell Cover. You can see that Golden Bell Cover is a more advanced level of Iron Shirt training.

The main differences between Yi Jin Jing training and Iron Shirt are:

- Yi Jin Jing was created first. Iron Shirt was developed later by Chinese martial artists to toughen the body. It is based on the training theory and methods of the Yi Jin Jing.
- Yi Jin Jing was originally created for health purposes, and it was used to strengthen the physical body and build up abundant Qi for the Xi Sui Jing training. Yi Jin Jing training is the first step to reaching enlightenment or Buddhahood. Iron Shirt training is for martial arts defensive purposes.
- Yi Jin Jing aims to strengthen the physical body, while Iron Shirt aims to resist external blows. For this reason, the training methods are somewhat different. For example, in Iron Shirt, developing the resistance of the vital areas or cavities is considered important, while the Yi Jin Jing does not consider this seriously.

Iron Shirt training is divided into two major styles: internal Iron Shirt and external Iron Shirt. The main differences are as follows:

- Internal Iron Shirt training was developed mainly by the internal styles of Chinese martial artists, while external Iron Shirt was trained by the external styles.
- Because of their different training goals, the training methods are also different. Internal Iron Shirt uses Nei Dan Yi Jin Jing as a major part of the training, while Wai Dan Yi Jin Jing is a minor part. Naturally, the external Iron Shirt training emphasizes Wai Dan Yi Jin Jing training more than the Nei Dan. In other words, internal Iron Shirt emphasizes more the buildup of Qi in the center, while external Iron Shirt training emphasizes the physical body and some local Qi.
- Internal Iron Shirt training takes much longer to achieve its goals than external Iron Shirt training. It usually takes about three years for external Iron Shirt training, while it may take more than ten years for internal Iron Shirt training.
- External Iron Shirt training, because it may over-emphasize the muscular training, has the risk of "San Gong" (散功)(energy dispersion), while there is no such problem in internal Iron Shirt training.
- Internal Iron Shirt trains the body to be like a fully inflated beach ball, so that when someone punches you, he will bounce backward. External Iron Shirt emphasizes training and toughening the physical body.

Although there are differences between the two Iron Shirt trainings, it is well known in Chinese martial society that regardless of which approach a martial artist takes, by the time he has reached a high level he will have trained both. As with the Yi Jin Jing, you must train both Nei Zhuang and Wai Zhuang.

5.7 Training Theory

You may have already concluded a few points about Yi Jin Jing training. The following three are probably the most important:

- Yi Jin Jing teaches ways to strengthen the physical body. Yi Jin Jing is used as the first step to reach the goal of enlightenment or Buddhahood. The second step is Xi Sui Jing, which trains your spiritual body. The Yi Jin Jing is considered Yang training, while the Xi Sui Jing is Yin training. After you have completed the Yi Jin Jing training, then you can train the Xi Sui Jing.
- Yi Jin Jing contains Wai Dan training, which is classified as Yang, as well as Nei Dan training, which is Yin. These two must both be trained in coordination with each other.
- Wai Zhuang (external strength) and Nei Zhuang (internal strength) are the goals of the training. Although the main training method for Wai Zhuang is Wai Dan Yi Jin Jing, Wai Dan is not the only way to achieve it. Similarly, although Nei Dan Yi Jin Jing is the main training method for Nei Zhuang, it is not the only way to achieve it.

In this section, we will discuss the Yi Jin Jing training theory by dividing it into two major categories: Wai Dan and Nei Dan.

5.7.1 Wai Dan Yi Jin Jing

The main purpose of Wai Dan Yi Jin Jing is to strengthen the physical body which includes: skin, muscles, tendons, fasciae, and bones. The basic theory of Wai Dan training is: stimulate and exercise your body until it becomes stronger. Because your body is a living object, *the more you train and stimulate it, the more it will tune itself to fit the new situation*. Therefore, the principle of the training is to create a new situation for your body to fit into gradually, and after training for a long time, both your mental and physical bodies will increase in strength as they adapt to the new conditions. Therefore, there are two major areas of adjustment or regulation—your mental body and your physical body.

In Wai Dan you are training the coordination of your mind and the functioning of your body. Since your mind controls your body's movements, you must prepare it and strengthen it if you want a stronger body. When this happens, the stronger Qi can

be led by the stronger mind to the part of your body you are training. That is why, during the training, concentration is very important. Your mind must recognize the new situation and try to adjust to it. Then, this prepared mind will lead the Qi to rebuild or adjust your physical body to fit the situation.

In this section, we will discuss the training theory for each part of the body.

Skin. The main purpose of the Yi Jin Jing is to increase the strength of the muscles, tendons, fasciae, and bones through stimulation by massage, pounding, beating, and striking. In order to train deeper in the physical body, the power must be able to penetrate through the skin and reach the muscles and bones. If the skin is soft and tender it can be injured easily, and you will not be able to train deep.

Wai Dan skin training involves making soft skin tough. Generally speaking, your skin can be classified as Yin or Yang according to its location. Relatively speaking, Yang skin is more resistant to outside attack than Yin skin. According to acupuncture theory, under the Yang skin are the Yang Qi channels and vessels. Naturally, under the Yin skin are the Yin channels and vessels. For example, the front side of the body and the inner sides of the arms and legs are Yin areas, while the back and the external sides of the arms and legs are Yang areas.

When you train your skin, you want to make the Yin skin tough and Yang skin even tougher. The main trick of this is learning to lead the Qi to the skin to energize the skin tissue. To do this, you need to learn how to expand your Guardian Qi shield and strengthen it. When your skin is energized and the Guardian Qi is strong, you are able to train your skin so that it becomes tougher.

The mind is very important in this, because it is the mind which directs the Qi. While training, you must keep your mind on the area you are training. As your mind gets used to this, and as your concentration improves, you will be able to lead more Qi there to support the training, and you will progress faster.

It is important to remember that, while you want your skin to be able to take the training of the inside of your body, you do not want to sacrifice the sensitivity of the skin, or stagnate the Qi circulation there.

There are many methods of training the skin. However, most of the time, when you train muscles, tendons, and fasciae through different external techniques, you will also be gradually training the skin. For this reason, other than internal mind-Qi training from Nei Dan, there are no special external techniques which are designed only for skin training.

In Nei Dan training, one of the methods of strengthening the Guardian Qi and keeping the Qi circulating smoothly to the skin is to imagine that your body is like a beach ball and to learn how to expand the Qi to the skin through breathing exercises. This training is called "Ti Xi" (體息)(body breathing) or "Fu Xi" (膚息)(skin breathing). We will discuss this subject in more detail in the next chapter.

Muscles and Tendons. When you train the muscles and tendons, you want to strengthen and develop them, and also increase their endurance and elasticity. The first step is to get rid of the fat which has accumulated in or around the muscles and tendons. Then you learn how to lead the Qi to the muscles and tendons for the training. When you read through the next chapter, you may discover that much of the training is actually just like today's weight lifting training. However, there are some differences. The first one is the mind. In Yi Jin Jing muscle and tendon training, the mind is the most important aspect. Without the concentrated mind, the Qi will not be led effectively to the areas being trained to energize the muscles and tendons. Second, during the training, the muscles and tendons should be as relaxed as possible. If you tense the muscles and tendons intentionally, you will not only slow down the Qi circulation in that area but you will also over-stress and over-develop the muscles and tendons. This will make your body too Yang and make your muscles and tendons lose their natural elasticity, especially when you get old. This is the general symptom of "San Gong" (energy dispersion). Therefore, when you are training the muscles and tendons, although some tension is necessary, you should be careful to avoid over-development. The internal (Yin) and external (Yang) must be mutually balanced.

There are many ways of training the muscles and tendons. The common training procedures are: 1. massage; 2. pounding; 3. beating; 4. Wai Dan Qigong exercises; and 5. exercises with equipment.

The main purpose of massage is to increase the Qi circulation in the fasciae between the muscles. Massage is also commonly used right after other training to increase the blood and Qi circulation and clear up any stagnation the training may have caused.

When you pound, you use equipment, such as a pestle, to lightly pound the muscles and tendons. This stimulates the muscles and tendons, and gradually builds up their resistance to the pounding. Naturally, you must always concentrate your mind on the area being trained so that the Qi can be led there to support the training.

Beating uses heavier tools so that the power penetrates to a deeper level of the muscles and tendons. Naturally, you must first train yourself with pounding for a long time, then change gradually to beating training.

Wai Dan exercises are the sets of special movements which were designed to train the mind and muscle/tendon coordination. The training teaches you how to lead Qi to the limbs effectively during exercise. These exercises build up the muscles and tendons to the desired state, and increase significantly the power of the muscles. These Wai Dan exercises are very common among Chinese martial artists, who use them to increase their muscular strength both internally and externally.

Exercise with equipment is commonly used to build up the muscles and tendons. Special tools such as the dumbbell and different designs of weights are used. During

the training, the mind is concentrated and the muscles and tendons should be kept as relaxed as possible. Generally speaking, the muscles and tendons can be built up faster with equipment than with the simple Wai Dan exercises. However, it is easier to overbuild the muscles and tendons and have an energy dispersion problem.

Fasciae. Fasciae training is probably the most important key for successful Yi Jin Jing training. Fasciae are everywhere in the body. They are found between the skin and the muscles, between the layers of muscles, and between the bones and the muscles. The main purpose of the fasciae is to permit the smooth movement of adjoining parts of the body such as skin and muscle, the different layers of muscle, and muscle and bone. Without fasciae, you would not be able to move as freely as you do. For example, the muscles which you use to raise your arm are different from those which you use to move the arm to the side. If there were no fasciae between the muscles, each one would interfere with the movement of the other.

Normally, as you exercise more, you will be able to move more easily, and the fat buildup in the fasciae will decrease. It is believed that when there is Qi stagnation in the body, it usually occurs in the fasciae. Therefore, if you want to keep the Qi circulating smoothly you must exercise.

In Yi Jin Jing, the fasciae must be trained. First, you use massage to increase the mobility of the fasciae and get rid of fat and other undesirable residues. You begin by training the stomach, and then expand to the chest, the back, and finally the entire body. Often, the mobility of the fasciae can be increased by simple twisting exercises. The next step is to stimulate the fasciae through pounding and beating to increase the Qi circulation and accumulation there. This training will give your muscles and tendons an internal root, and therefore internal strength (Nei Zhuang). Theoretically, from the point of view of today's science, the fasciae are made up of materials which are of poor electrical conductivity, while the muscles, tendons, and even bones are of material of higher electrical conductivity. In the Yi Jin Jing Wai Dan training, the fasciae are used like electric capacitors to store charges. Therefore, through special training, the fasciae are able to accumulate an abundance of Qi. This Qi is then used to nourish the muscles, tendons, bones, and skin. In order to help you understand further, we will translate the section of an ancient document which concerns the fasciae training.

The Fasciae Gong

膜功

In a man's body, there are five viscera and six bowels internally, four limbs and hundreds of skeleton bones externally; it (also) has Jing, Qi, and Shen internally and tendons, bones, and meat (i.e., muscles) externally, and together becomes a complete body. Outside of the viscera and bowels, the

tendons and bones are most important; outside of the tendons and bones, muscles are the most important. Within the muscles, blood vessels are most important. The entire body, up and down, moving, shaking, vitally moving, is mastered by the Qi.

夫一人之身，內而五臟六腑，外而四肢百體，內而精氣與神，外而筋骨與肉，共成其一身者也。如臟腑之外，筋骨主之；筋骨之外，肌肉主之；肌肉之內，血脈主之。周身上下，動搖活潑者，此又主之於氣也。

This paragraph discusses the parts of the body, from the most internal to the most external. The most internal are the internal organs, because they are most central in the body. Chinese medicine divides them into viscera and bowels, which are respectively Yin and Yang. The five viscera are the heart, lungs, liver, kidneys, and spleen, and the six bowels are the large intestines, small intestines, gall bladder, urinary bladder, stomach, and triple burner. Sometimes the pericardium is also counted as a sixth viscera, but usually it is considered as part of the heart system.

Just as the viscera and bowels are internal, the skeleton and limbs are external. From another point of view, Jing (essence, 精), Qi (energy, 氣), and Shen (spirit, 神), which are less material, are more internal, while the physical parts, such as bones, tendons, and muscles, are more external. You need all of these parts to be a complete body.

Then it simply states that the viscera and bowels are the most internal parts of the body, that these are enclosed by the bones and tendons, and that these in turn are surrounded by muscles. In each case, the internal parts are more important than the external parts. Inside the muscles, the blood vessels are the most important because they carry blood and Qi throughout the muscles. Every part of the body is enlivened and controlled by the Qi. Without Qi, they remain dead.

Therefore, the achievement of the cultivation and training all (depends on) the mastery of cultivating and nourishing the Qi and blood. Just as heaven generates living things, nothing but follows the interaction of Yin and Yang, and hundreds of lives are born. How can it be different for a man's life! How is there any difference in cultivation!

是故修鍊之功，全在培養氣血者為大要也。即如天之生物，莫不隨陰陽之所至，而百物生焉，況於人生乎！又況乎於修鍊乎！

Everything you achieve through your internal cultivation and training is accomplished through cultivating and nourishing your Qi and blood. In Chinese Qigong,

blood is considered Yang (i.e., material) while Qi is considered Yin (i.e., energy). This concept is different from the Chinese medical point of view. To Chinese doctors, since the Qi is of preeminent concern for diagnosis and treatment, the Qi is considered Yang while blood is considered Yin. When both the blood and Qi nourish each other, everything is possible. The interaction of Yin and Yang is fundamental in all occurrences. Heaven functions through the interaction of Yin and Yang, creating all things. Similarly, all things created by this heavenly process also function themselves through the interaction of Yin and Yang. How could we function differently? If we want to change our bodies, we also have to learn how to coordinate our Yin and Yang.

> *However, Jing, Qi, and Shen, the things of no shape. Tendons, bones, and meat (i.e., muscles); the body with shape. The method is (you) must first train those with shape to be the collaborators of those with no shape; cultivate those with no shape as the assistants of those with shape. It is one but two, and is two but one. If (you) concentrate on cultivating those with no shape and give up those with shape, it is not possible (to succeed). To concentrate on training those with shape and giving up those with no shape, it is still not possible (to achieve success). Therefore, the body with shape must acquire the shapeless Qi, mutually relying and not opposing, (this will) generate an indestructible body. If (they) oppose and do not rely on (each other), then the ones with shape will also become without shape.*
>
> 且精、氣、神，無形之物也，筋、骨、肉，有形之身也。法必先練有形者為無形之佐，培無形者為有形之輔；是一而二，二而一者也。若專培無形，而棄有形，則不可。專練有形，而棄無形，則更不可。所以有形之身，必得無形之氣，相倚而不相違，乃成不壞之體。設相違而不相倚，則有形者，亦化而無形矣。

Jing, Qi, and Shen are internal, and without shape or physical substance. They are considered Yin. Tendons, bones, and muscles are external, and have shape and physical substance. They are considered Yang. Only if you cultivate the internal and train the external will you be able to coordinate them to achieve the goal of variation and change.

Before discussing the fasciae training, this article again emphasizes that the internal shapeless parts (Jing, Qi, and Shen) and the external visible parts (tendons, bones, and muscles) must rely on and assist each other. They seem to be totally separate things, but in fact they cannot be separated. This is especially true in training. But the apparent paradox works both ways. They all seem to be one, but they are actually two. If you train only tendons, bones, and muscles, which have shape, then your training will become only Wai Zhuang (external strength). If you train only Jing, Qi, and Shen, which have no shape, then your physical body will be weak and the training will not

last long. Therefore, the correct way is to train both and learn how to use each to assist the other.

> *Therefore, to change tendons, (you) must train fasciae. To train fasciae, (you) must train Qi. However, training tendons is easy and training fasciae is hard. (Though) training fasciae is hard, training Qi is even harder. First start from the extremely hard and extremely disorderly place to stabilize the foundation, (then move) toward the place not moving and shaking. Recognize the real method, cultivate the Original Qi, keep the center Qi, protect the righteous Qi, protect the Kidney Qi, nourish the Liver Qi, adjust the Lung Qi, regulate the Spleen Qi, raise the clean Qi, sink the dirty Qi, shut out the evil and unrighteous Qi. Do not be injured by Qi, do not go against Qi, do not worry, grieve, be sad and angry (which will) weaken the Qi; make the Qi clean and (then be) peaceful, peaceful and (then) harmonious, harmonious and (then) smoothly transport; (then Qi) can be transported in the tendons, connect the fasciae, until the entire body agilely moves; nowhere cannot be transported, nowhere cannot be reached. (When) Qi arrives, the fasciae will be raised, (when) Qi is transported then the fasciae expand, able to raise and expand, then fasciae and tendons together will be strong and solid.*
>
> 是故易筋必須鍊膜，鍊膜必須鍊氣；然而，鍊筋易而鍊膜難。鍊膜難而鍊氣更難也。先從極難極亂處立定腳跟後，向不動不搖處，認斯真法，培其元氣，守其中氣，保其正氣，護其腎氣，養其肝氣，調其肺氣，理其脾氣，升其清氣，降其濁氣，閉其邪惡不正之氣；勿傷於氣，勿逆於氣，勿憂思悲怒以頹其氣，使氣清而平，平而和，和而暢達，能行於筋，串於膜，以至通身靈動，無處不行，無處不到，氣至則膜起，氣行則膜張，能起能張，則膜與筋齊堅齊固矣。

This paragraph explains that the secret of Nei Zhuang is in the training of the fasciae. For example, to change the tendons from weak to strong, you must first train fasciae. Though training fasciae is harder than training the tendons itself, training Qi is even harder than training fasciae. The final target of fasciae training is to be able to lead your Yi to the fasciae and raise, or expand them like a beach ball. When the Qi in the fasciae is full, the tendons can be energized to a stronger state. In this case, the Qi will not be stagnant and weak anymore.

The way to train is to start from the "center" which was mentioned in the previous documents about Nei Zhuang. You must learn to keep your center, protect the righteous Qi (i.e., Qi which can benefit you), and regulate and nourish the Qi related to the five Yin organs. In addition, you must learn to raise up your clean Qi and sink the dirty Qi generated from the emotional mind. Therefore, you must learn to regulate your emotional mind to control anger, grief, worry, and sadness. Only then

can your mental and physical bodies be clean and transparent, and the Qi be transported so that it can reach everywhere you desire.

You can see that in order to train Nei Zhuang, you must train fasciae. In order to train fasciae, you must train Qi. In order to train Qi, you must regulate your mind. Only when your mind is calm and peaceful can it lead the Qi to the fasciae for the training.

> *If (you) train tendons without training fasciae, the fasciae cannot be grown. (If you) train fasciae but without training tendons, then the fasciae have nothing to rely on. (If you) train tendons and fasciae but without training Qi, then tendons and fasciae are stagnant and cannot be raised. Train the Qi without training tendons and fasciae, then Qi is impotent and cannot be spread to circulate continuously and smoothly in the Jing and Luo (i.e., Qi channels and branches). (If) Qi cannot circulate continuously and smoothly, then tendons cannot be strong and firm. This is what is said: mutual exchange and mutual application is the Dao of interdependence. Train until the tendons are raised, (then you) must train even harder and must make the fasciae of the entire body raiseable and as strong as the tendons, then it is completed. Otherwise, (even if) tendons are strong (you) will not have the assistance (of Qi). Like if plants do not have (good) soil to cultivate, how can you talk about the completeness of the training.*
>
> 如練筋不練膜，而膜無所生；練膜不練筋，而膜無所依；練筋練膜，而不練氣，則筋膜泥而不起。練氣而不練筋膜，則氣瘂而不能宣達，流串於經絡。氣不能流串，則筋不能堅固。此所謂參互共用，錯綜其道也。俟練至筋起之後，必宜培加功力，務使周身之膜，皆能騰起，與筋齊堅，始為了當。否則筋堅無助，譬如植物無土培養，豈曰全功也哉。

If you train only tendons, though you will improve the strength of your tendons, you will not build up the abundant Qi necessary for energizing them. To do this you must train your fasciae, which are like a battery for storing Qi. The first step in training fasciae is to make them grow and raise. However, if you train only fasciae without training tendons and muscles, then even if you have an abundant Qi supply, you will have nothing to energize. If you have a machine which is in poor condition, it doesn't matter how good the power supply is, the machine still won't function well. Therefore, in order for your training to be successful, you must have good machines (tendons), batteries (fasciae), and electricity (Qi). All three must be able to support each other before the training can be said to be complete.

I would like to remind you that since tendons are the ends of the muscles, the Chinese will frequently use the words "tendons" or "muscles" to represent both tendons and muscles.

Ban Ci Mi Di said: "This article said, to train Muscle/Tendon Changing (you) must train fasciae first. To train fasciae, Qi training is the major task. However, these fasciae are not known by many people. They are not the fasciae of the fat but the fasciae of the tendons. The fat fasciae is the material in the empty cavity. Tendon fasciae is the material just outside of the bones. Tendons connect and communicate with the skeleton bones, and fasciae envelop the skeleton bones. (When) tendons are compared with fasciae, fasciae Jin (i.e., strength) is stronger than that of meat (i.e., muscles/tendons). Fasciae are located under the meat and outside of the bones; they are the material used to enwrap the bones and isolate the meat (muscles/tendons). (Because) the situation is like this, (when you) train this Gong (i.e., Gongfu), (you) must make the Qi connect between fasciae, protect the bones, strengthen the tendons; combined as one, then it can be said to be a complete training."

般剌密諦曰："此篇言易筋以鍊膜為先，鍊膜以鍊氣為主。然此膜人多不識，不可為脂膜之膜，乃筋膜之膜也。脂膜，膜空中物也。筋膜，骨外物也。筋則聯絡肢骸，膜則包貼骸骨；筋與膜較，膜勁於肉。膜居肉之內，骨之外，包骨襯肉之物也。其狀若此。行此功者，必使氣串於膜間，護其骨，壯其筋，合為一體，乃曰全功。"

This is the conclusion by the original translator, the Indian monk Ban Ci Mi Di. In this paragraph, he re-emphasizes the importance of training Qi for fasciae training. Generally speaking, there are three places in your body where you have fasciae. The first place is right under your skin where fat also accumulates. In Yi Jin Jing practice, these fasciae are not as important. Because there is fat stored in these skin fasciae, they are considered to be an "empty cavity" which is not of much use in the training. The second place where you have fasciae is between the muscles. These fasciae are more important and useful for Yi Jin Jing training. It is in these fasciae that you learn to store the Qi for energizing the muscles and building up the physical body. However, the most important place where the fasciae training should be focused is between the bones and muscles. This training is especially important around the joints where most of the tendons can be found. It is these fasciae which can store the Qi for the marrow washing training.

In Yi Jin Jing fasciae training, you train so that the fasciae fill up with Qi, and so that the Qi can communicate and be transported smoothly between the various layers of fasciae. This will keep the Qi from stagnating, and it will connect the bones, tendons, and muscles so that they become one. When you have reached this level, you can say that you have completed the training.

You can see that fasciae training is very important. In fact, it is the foundation and center of the entire Yi Jin Jing training. It is the key to having both Nei Zhuang and Wai Zhuang. Normally, the most important period of fasciae training is the first 100 days of Yi Jin Jing training. We will discuss this further in the next chapter.

Bones. Bones are like the steel framework of a building. Strong bones make for a strong body. In the Yi Jin Jing, there are two goals in training the bones: first is to strengthen the structure of the bones, and second is to remove all of the causes of Qi stagnation between the Qi channels and the bone marrow. To accomplish this, you need to do certain exercises to increase the strength of the bones, and you must also train the fasciae which envelop the bones and separate the muscles. When these fasciae can be raised and filled up with Qi, the Qi will be able to support the external bone strength training and improve the structure of the bones significantly. However, the most important part of the fasciae training is removing all of the causes of Qi stagnation. This will bring an abundant supply of Qi to nourish the marrow, which will pave the way for Xi Sui Jing training.

Usually, Yi Jin Jing training involves other exercises in addition to the fasciae training for Nei Zhuang, and special equipment is often required. For example, a simple horse stance will increase the strength of the leg bones, especially the knee joints. Lifting weights will build up the strength of the bones in the arms, especially in the shoulder joints and elbows. Naturally, while training you must concentrate and use your mind to lead Qi to the training area to build up the Nei Zhuang. There are other places, however, such as the ribs and shins, where the training methods are different. For example, a metal bar or ball will be pressed down and rolled to increase the tension on the ribs. This will stress the ribs and gradually build up their strength. Naturally, the training of the fasciae around the ribs is considered critical for successful training.

5.7.2 Nei Dan Yi Jin Jing

Chinese Qigong has many practices which are considered Nei Dan. Here we will discuss only the Nei Dan practices related to Yi Jin Jing, specifically Small Circulation and Grand Circulation. Although taking herbs orally to increase the body's Qi level is also considered Nei Dan, we will discuss that in a separate section. Before we discuss the training theory, it is very important for you to understand the purposes of these trainings.

Purposes of Nei Dan Yi Jin Jing

To build up the Qi in the body to an abundant level. This is the first step in Yi Jin Jing training. Normally, the Qi is built up at the Lower Dan Tian, and later it is used to fill up and circulate in the Conception and Governing Vessels. The Conception Vessel is responsible for regulating the Qi in the six Yin organs, and the Governing Vessel regulates the Qi level of the six Yang organs. In order to keep your Qi circulating smoothly and strongly in the twelve primary channels, you must increase the smooth circulation and storage of Qi in your Conception and Governing Vessels. When you have done this, it is called "Small Circulation." Small Circulation is the key to the Nei Zhuang fasciae training, which is the foundation of the Wai Zhuang body training.

To lead the Qi to the extremities. After you have completed the Small Circulation, you learn how to lead the Qi to the limbs, completing the circulation of Qi throughout your whole body. This is called "Grand Circulation." At this stage, you will be able to clear out all of the stagnation in the twelve primary Qi channels, and significantly improve the health of your twelve internal organs. Normally, in the second and third years of Yi Jin Jing training you learn to extend your Qi to the limbs and start your limb Wai Zhuang training. At this time, Grand Circulation is critical for building up Nei Zhuang in the limbs.

To build up a firm foundation for Xi Sui Jing training. Yi Jin Jing is considered a Yang training, and generates an abundance of Qi, while Xi Sui Jing is considered a Yin training, and it uses the built-up Qi to nourish the marrow and brain. If you do not have an abundance of Qi from the Yi Jin Jing Nei Dan training, you will not have enough Qi to support your Xi Sui Jing training.

You can see that the Nei Dan training is the main source of Nei Zhuang. Without this firm internal foundation, the Yi Jin Jing will remain only Wai Zhuang, and it will not last long. Next, let us discuss the general theory of Nei Dan Yi Jin Jing.

General Theory

Qi is the energy of the body. Without it there is no life. Without sufficient Qi the body cannot grow. In order to maintain the health and strength of the physical body, the Qi must be maintained. In order to make the body grow stronger, the Qi must grow more abundant so that the marrow will be nourished sufficiently to produce healthy blood cells. Blood cells are the main carriers of Qi. Where there is blood, there is Qi. The Qi also helps the cells carry oxygen and nutrients everywhere in the body. Qi is the original source of life and creation.

In order to make your body change from weak to strong, you must first deal with your Qi. Without a good supply of Qi, no matter how hard you train your physical body, all your efforts will be in vain. You therefore need to find the source of Qi, and find out how to increase the quantity and improve the quality.

We now know that the human body has eight Qi vessels, which function like reservoirs to regulate the twelve primary Qi channels. These channels are like rivers which transport Qi to the organs, as well as throughout the body and limbs. In addition, there are millions of small channels which branch out from the twelve primary channels. These small channels are responsible for moving Qi between the organs, to the skin, and to the marrow. The vessels (Mai, 脉), primary channels (Jing, 经), and small channels (Luo, 络) form a perfect Qi network to keep the body functioning normally and healthily.

In order to increase the quantity of Qi, you must find its source. It was discovered that Qi has two major sources. One is the food and air you take in. The Qi which

comes from this source is considered Fire Qi. The second source is the Original Essence (Yuan Jing, 元精) you inherited from your parents. The Qi converted from this source is considered Water Qi. The researchers examined the quality of food and air, and studied how to increase the efficiency of the conversion of Original Essence into Qi. Since it is relatively easy to control the quality of food and air, most of the research has been directed at increasing the quantity and improving the quality of Water Qi.

After long years of study and research, it was concluded that in order to increase the quantity of Water Qi, you must imitate the way a baby breathes. When a baby breathes, its abdomen naturally moves in and out. Finally, the Qigong practitioners discovered that there is a spot in the lower abdomen which can store an unlimited amount of Qi, once it has been converted from the Original Essence which resides in the Kidneys. The trick of increasing the efficiency of the conversion of Original Essence to Qi is through abdominal exercises.

The spot where the Qi can be accumulated and stored is called "Dan Tian" (丹田) which means "elixir field." Chinese medicine had also discovered that this is the location of a cavity where Qi could be abundantly produced. They called this cavity "Qihai" (Co-6, 氣海) which means "Qi ocean." Since the Dan Tian or Qihai is located on the Conception Vessel and is connected with the Governing Vessel, once the Qi is produced it can be stored in these two reservoirs. These two vessels regulate the Qi in the twelve channels, which distribute the Qi to the entire body. The Conception and Governing Vessels are considered the most important of the eight vessels.

Armed with this knowledge, the Qigong practitioners researched how to build up the Qi and store it in the vessels. Some of the masters have been able to develop their Qigong to a level which is hard for the average person to understand. They concluded that in order to cultivate Qi internally, you must learn how to regulate your body, breathing, mind, Qi, and Shen. Anyone who wishes to enter the field of Nei Dan Qigong must train these five regulations.

Da Mo's Nei Dan Yi Jin Jing is probably the most popular training method for building up the Qi internally. It consists mainly of two major trainings: Small Circulation and Grand Circulation. In Small Circulation practice, you build up Qi at the Dan Tian, and then circulate it in the Conception and Governing Vessels. Because there is some danger if it is not trained properly, Small Circulation Qigong was not taught to every student. Once a student has completed the Small Circulation, he then learns how to lead the Qi to the extremities through the twelve primary Qi channels, which is Grand Circulation.

You may have noticed that in Wai Dan Yi Jin Jing the stomach is considered the "center" of the training, while Nei Dan Yi Jin Jing treats the Dan Tian in the abdomen as the "center." The reason for this is very simple. Wai Dan and Nei Dan Yi Jin Jing,

though related, are two independent courses of training. One is Yang and the other is Yin. If they used the same center, the Qi that each one generated would interfere with the other and affect the Qi circulation. It is better if each training builds up Qi in its own center, and later they marry.

Because many of the training theories are related to the training methods, we will discuss them in the next chapter. This subject has also been discussed in the YMAA book, *Qigong for Health and Martial Arts*.

5.8 Other Concerns

Internal Organs. The internal organs have been mentioned several times with regard to Yi Jin Jing training. The condition of your internal organs is one of the main factors which decide your health. When you have strong organs you will be healthy, and naturally, if you have weak organs you will be weak and sickly. Therefore, during the course of training you must always consider the condition of your organs, and learn how to strengthen them. It is not uncommon for people who are training heavily to overstress their bodies and cause failure of the internal organs. For example, if someone who has not run much decides to run twenty miles a day without building up to it, he may suffer a heart attack. It is the same with Yi Jin Jing training. You must build up and strengthen your body gradually. This will allow your internal organs to readjust and rebuild themselves to fit the new conditions.

In the course of Yi Jin Jing training you are strengthening both your physical body and your Qi body. When the Qi has become more abundant, it will flow to the internal organs. This will strengthen them, and cause them to gradually adjust themselves to the increased Qi flow. In order to make the Qi circulate more abundantly in the internal organs, you must first learn how to fill up the Conception and Governing Vessels, and then increase and regulate the Qi in the twelve organ channels.

Another common way to increase the Qi flow in the organs is to massage directly over the organs. There are also many exercises or movements which have been created to help loosen the muscles which surround the internal organs. Researchers have also studied how to use diet and certain herbs to increase or improve Qi circulation. Finally, since your emotions are closely related to the Qi circulation in your organs, you must learn how to regulate your emotional mind. Since some of these subjects have been discussed in the book *The Root of Chinese Qigong*, we will not spend much time on them here.

Herbs. Herbs have been considered an important factor in successful Yi Jin Jing training. Two main categories of herbs are used, one internal, the other external. Generally speaking, the herbs used externally get rid of bruises and increase the Qi circulation near the surface. These herbs are normally cooked in water or wine, and the juice is applied to the skin while it is warm. It is also common to soak the herbs in alcohol for a long time, and apply the alcohol solution to the skin. Massage is normally

used to increase the effectiveness of the herbs. These herbs are usually poisonous, and should not be taken internally or applied to the skin when it is broken.

The internal herbs have two major purposes. The first one is to get rid of internal bruises and Qi stagnation caused by the training. The second one is to increase the quantity of the Qi, which will significantly help the Nei Zhuang training. Normally, if you are careful, internal injuries such as bruises will not occur. However, if somehow you have injured yourself internally, perhaps causing bruises on the inside of the ribs, then herbs must be taken internally to get rid of it. Chinese martial artists found that eating raw onions and dried Chinese radish (turnip) will often get rid of internal bruises. Naturally, eating too much of them might also be bad.

During the course of our discussion of Yi Jin Jing and Xi Sui Jing we will occasionally recommend herbal prescriptions to assist in your training. These prescriptions will be listed and briefly explained in Appendix A.

References

1. 《孟子要略》：“我善養吾浩然之氣。其為氣也，至大至剛，所以直養而無害，則塞乎天地之間。”

CHAPTER 6

Yi Jin Jing Qigong Training

Now that you have read the last chapter, you know the "what" and the "why" of Yi Jin Jing Qigong. In this chapter, we will discuss the "how." I would like to remind you that during the course of training you should always ponder and combine the theory and training; in this way, you will not become filled with doubt and lose the confidence necessary for your training. Only then will you be able to learn from the past and create for the future. Remember: it is our obligation to preserve these treasures and to continue to study and research them in a modern, scientific manner.

In the first six sections of this chapter we will discuss the important rules of training, who can train, training keys, when to train, Wai Dan training, and Nei Dan training. The seventh section will summarize the training schedule, and the last two sections will discuss a number of other related subjects.

6.1 Important Training Rules

In order to avoid injury, there are some rules which you must obey. Most of these rules are conclusions drawn from past experience. During the course of training, you should always keep them in mind.

- It is harmful to stop midway during the training. You start with raising the fasciae through massage, pounding, beating, and striking. After they are raised, you learn how to fill up the fasciae with Qi. If you stop before you are able to complete this, the overstressed fasciae will decay quickly, and it will be hard for them to return to their original state. It is like a balloon: after it has been inflated for a while, once you let the air out it will not return to its original elastic state. Once you start fasciae training, you must learn the techniques for keeping the fasciae filled with Qi. If you cannot do this, the fasciae will not be able to function as they originally did because they will have been injured by the training.
- Always know "what" and "why." This will help you build your confidence, lead you to the right path, and stop your confusion and wandering. Confusion and wandering are always the main obstacles to training. If you know "what" and "why" you will not doubt, and your confidence and perseverance can be fortified.

- Always train from easiest to hardest. Training the easy parts will give you the experience to understand the hard parts, and, most important of all, enable your body to adjust and fit the training gradually. This is the way to avoid injuries.
- Always train from light to heavy. When you train Wai Dan Yi Jin Jing, one of the exercises involves massaging and beating the body. In this training, you should start with light power and gradually use heavier power. Naturally, in selecting the tools for the training you should start with the light ones and gradually use the heavier ones. Impatient training will only harm your body and slow your progress. One of the documents has a paragraph about massage and beating power:

Light and Heavy in Training
練功輕重法

When you start training, light (power) should be mainly used. Must use children, their strength is adequate. After one month, the Qi is gradually abundant, must use a stronger person, gradually increasing the power. Then, it is harmonious and proper. Must not (massage) too heavily and cause the raising of Fire. Must not move around and cause skin injury. Be careful, be careful.

初行功時，以輕為主，必須童子，其力平也。一月之後，
其氣漸盛，須有力者，漸漸加重，乃為合宜；切勿太重，
以致動火；切勿游移，或致傷皮；慎之慎之。

This paragraph explains that when you start your training, you should use children to do the massage because they do not have strong power. Later, after your body has gradually built up its strength through the training, then you should gradually increase the training power. If you do not follow this rule, you may make your body overreact and consequently raise the fire (become too Yang). In addition, you should protect your skin well because once it is injured, you cannot continue your training until it is healed.

- Always train from shallow to deep. In Wai Dan Yi Jin Jing training, when you stimulate your physical body through massage, beating, or rolling, you should control your power and start at the skin. Over a period of time, you gradually start to penetrate with the power until you reach the muscles, fasciae, and bones. A section of the document discusses this:

Shallow and Deep in Training
練功淺深法

At the beginning of training, use massage, because (the power) is shallow. Gradually increase the (massage) power, because the Qi is getting stronger. Then, increase to heavy power, (however) still shallow. The next exercise uses pounding, then can be deep. Next use beating. Though beating still belongs to the shallow, however, the vibration caused internally belongs to the deep. Only (when) both internal and external are strong, then you have achieved (the result).

初功用揉，取其淺也；漸次加力，是固氣堅；稍為增重，
乃是淺也；次功用搗，方取其深，再次用打，打外雖尚
屬淺，而震入於內則屬深，俾內外皆堅，方為有得。

In the beginning of your training you use massage because the power does not penetrate far. Only after the strength of your internal Qi is built through concentration do you start the pounding training, which is more penetrating. Internal Qi (Nei Qi, 內氣) is the Qi which is generated from the mind's concentration. External Qi (Wai Qi, 外氣) is generated by external physical stimulation. Normally, Nei Qi comes from Nei Dan training while Wai Qi comes from Wai Dan training. Wai Qi is able to build up Wai Zhuang while Nei Qi is capable of strengthening Nei Zhuang. As the external stimulation gets stronger, the Nei Zhuang must also be stronger in order to resist the external stimulation. Both external and internal must be balanced and coordinating harmoniously. When you use beating or striking, although the power of the beating is still shallow, the vibration they cause can penetrate very deeply into the body

- Always keep the training center. The Nei Dan Yi Jin Jing is different from the Wai Dan Yi Jin Jing in that you start your Qi build-up and circulation internally, and gradually expand to the extremities. In Nei Dan Yi Jin Jing, the Lower Dan Tian is treated as the "center" where the Qi is built and accumulated. However, in Wai Dan Yi Jin Jing, your stomach is the "center" where your training starts. When the internal Qi is full and abundant you can gradually extend it to the chest, the back, and finally to the limbs. This training order is extremely important. It builds the Qi foundation in your body instead of in your limbs. When the Qi is built in your body it can be full and strong in the two main Qi vessels.
- Always know the condition of your body. Don't practice when your Qi circulation is not normal. Abnormal Qi circulation may be caused by sickness,

weakness, exhaustion, or emotional disturbances such as anger or extreme joy. The first 100 days of training are the most critical. In this period, while you are building up Qi at your "center," you should abstain from sex, otherwise you will lose the Qi you have accumulated. After 100 days, you should regulate your sexual life. You should also remember that you should not practice 24 hours before or after sexual activity. Many ancient documents state that you should not practice three days before and four days after sex. I personally believe that some light training 24 hours before or after should not be too harmful. You should not practice when your stomach is full or when you are hungry. You should not practice right after drinking alcohol. You should keep away from drugs and smoking.

- Be aware of what injuries are possible, and avoid them. This is especially important in Nei Dan, because it is possible to seriously injure yourself. Understand the theory completely, and train cautiously.
- Do not abuse herbs. Frequently, people will start using herbs before they understand how they should be used. This can be dangerous, especially those herbs which are taken internally. Generally speaking, herbs used externally are safer than those taken internally. Herbs should only be used as prescribed by a qualified herbalist. Most minor injuries can be healed by the body itself.
- Follow the training schedule. Do not speed up your training, because this will only harm you, and it won't help you. The condition of your body must be improved gradually. This takes time and patience. Those who wish to complete both Yi Jin Jing and Xi Sui Jing training should not start Xi Sui Jing until they have completed at least one year of Yi Jin Jing training. We will discuss this subject in Part Three.

There are a number of other general rules for Qigong training, which are discussed in *The Root of Chinese Qigong*. We recommend that you read that volume before you study this book.

6.2 Who Can Train?

In this section we will discuss who can train, and the advantages and disadvantages of training at different ages.

You must understand that in order to complete the training, you must first have enough knowledge, time, will, patience, and money. Once you decide to train, it is very important to make the commitment to finish the training, and to arrange your life so that you can finish the training. If you do not finish the program, or if you stop and start several times, you will damage the elasticity of the fasciae. Success comes

from training regularly. Each day you make a little bit of progress, and each day's bit of progress builds on the previous day's. If you miss a day, you must extend the training two more days in order to make it up.

Will, patience, and endurance are the first keys to success. In order to see if you are qualified to do the training, give yourself a test first. The test is very simple: meditate at least 40 minutes once in the early morning and once in the late evening every day for at least six months. These are two of the best times for Yi Jin Jing training. Yi Jin Jing requires at least three years of continuous training every day. If you cannot even meditate for six months every day continuously, mentally and spiritually you are not ready for the training. If you were to train you would only harm your body.

You can see that it is very hard for people to train today. Every day we have to busy ourselves making money so that we can survive. If your mind is always worrying about making a living, how can you stabilize it for the training? This is why time and money are the next critical requirements for the training.

Another question you may ask is: is the training restricted to men, or may women train also? As you look through the training you will see that there is no part that women cannot do. However, because since ancient times most of the practitioners of Yi Jin Jing and Xi Sui Jing have been men, almost all of the documents we have are written for men. If a woman wishes to train these arts, she will have to make a few adaptations, but if she understands the concept of the training she should have no trouble. Remember: the basic theory and principles remain the same.

The next question we will discuss is: what is the best age for training Yi Jin Jing? This is a popular subject of controversy in Chinese Qigong society. However, if you think carefully, the answer will become clear to you. Let us discuss this subject by considering three different age groups: from 14 to 18, from 19 to 30, and from 31 to 45.

We will not discuss training under 14 years of age or over 45, because under the age of fourteen, the physical body of the child is still weak, and the training will affect his or her normal growth; and when you are over forty-five, your muscles have already begun to deteriorate. This does not mean that people in these two age groups cannot participate in Yi Jin Jing training. They can, but they must be very careful, and know exactly what can be trained and what cannot be trained. Some training may be harmful to them. However, if they practice correctly, they will still be able to complete the training.

Age 14 to 18

Advantages

- At this age, the physical body is growing fast. Hormone production is high, the Qi is strong and Yang is growing. Guardian Qi is easily strengthened.

- Because Qi is strong and circulates smoothly at this age, any training injury will heal easily.
- Because the physical body is growing, the training will tune the body as it grows. Since the body is growing into the training, the effect of the training will last longer.

Disadvantages

- It is harder for them to understand and feel the Qi, and they do not have the patience for Nei Dan Yi Jin Jing training. Therefore, it is easy to achieve good results with the Wai Zhuang, but more difficult with the Nei Zhuang.
- Once they have built their Wai Zhuang, if they do not train Nei Zhuang by the age of thirty, they will not achieve a high level of success, and energy dispersion may occur.
- People of this age usually have weak wills and little perseverance. It is also much harder for them to control their sex drives.

To conclude, people in this age group can usually build the Wai Zhuang more easily, but is is harder for them to build Nei Zhuang.

Age 19 to 30

Advantages

- The physical body of this group is matured, and the physical body and Guardian Qi are at their peak. Wai Zhuang training can be very effective, and good result can be expected.
- Because their minds are more mature, they are more patient and it is easier for them to understand the training theory—especially the Nei Zhuang part. Therefore, the Nei Dan training can be coordinated harmoniously with the Wai Dan training.

Disadvantages

- People in this age group are creating their careers. They are busy and their time is limited. Time limitation is the main obstacle for this group.
- At this age, people get heavily involved in social life, and many will get married. Because of this, their minds are not steady and are harder to regulate. It is also hard to abstain from sex for the duration of the training.

Age 31 to 45

Advantages

- At this age, the career is established and the mind is more steady. This is the best group for Nei Dan training. Relatively speaking, the people in this group have stronger wills, more patience, and know what they want, and they are therefore not as confused as younger people.
- Because of their age, they have more experience in life and their thinking is more mature. They usually understand the entire training much better than the people in the other two groups.

Disadvantages

- Although they have strong will, patience, steadier minds, and more extensive knowledge, their bodies, unfortunately, are not in the best condition. Their bodies are degenerating, and they are weaker than the other two groups. It is hard for them to achieve a high level of Wai Zhuang training.
- Much of the time of this age group is tied up with their families.

These conclusions are general, and do not necessarily apply to any individual. Everyone has his own problems, and many disadvantages can be turned to advantages if you know how. The final conclusion is that Yi Jin Jing can be trained by anybody if he knows the "how" and "why" of the training, and if he learns to adjust his life to fit the training.

6.3 Keys to Training

Though some of these keys have been discussed in the first part of this book in the section on Kan and Li adjustment, we would like to review them here to refresh your memory, and also add to them.

6.3.1 Internal and External Must Mutually Cooperate

In the last chapter we explained that in order to make your physical body strong, you need both external strength and internal energy support. It is like a ball which needs strong skin and air. Therefore, even in the Wai Dan Yi Jin Jing training, your mind must play a key role during the training process. Your mind must concentrate on the area being trained so that the Qi is led effectively there to energize it. You have to coordinate internal and external in order to have Wai Zhuang and Nei Zhuang, and to balance Yin and Yang.

6.3.2 Breathing Coordination

Breathing is the key and the strategy to any Qigong training. When you exhale, you are able to expand your Guardian Qi, leading it to the skin and even beyond. This also enables you to energize the muscles and tendons to a higher energy state. When

you inhale, you allow power to penetrate into the depths of your body. Exhalation is considered Yang and inhalation is considered Yin. In Wai Dan Yi Jin Jing, you are training different depths of the muscles and tendons. Your breathing becomes, therefore, the vital key which allows you to control how deeply external force penetrates your body. If your mind and breathing are not coordinated, you will build up only Wai Zhuang.

6.3.3 Yi and Qi Cooperate

As mentioned, your Yi must play an important role in Wai Dan Yi Jin Jing training. Only if you can do this will you be able to lead Qi to the areas you are training to build up the Nei Zhuang. Not only that, when you train Wai Zhuang through external stimulation such as massage, beating, rolling, or exercise, the Qi will build up locally. You must use your mind to feel it, understand it, and, most important of all, learn to use it in combination with the Qi generated from the Nei Dan training. You can see that Yi and Qi must unite and become one. This exercise is called "Yi Qi Xiang He" (意氣相合) which means "Yi and Qi combine."

6.3.4 Shen and Qi Cooperate

Of the many people who have diligently trained Yi Jin Jing, some have seen quick progress while others progressed only slowly. What is the reason for this disparity? In addition to Qi, breathing, and correct technique, one of the most important factors is Shen. According to Chinese Qigong theory, Shen is the headquarters which governs the Qi. Since Yi Jin Jing is a Qigong training, this Qi headquarters is one of the main keys to successful practice. When Shen is raised, the Qi can be vigorous and circulate fluidly, and the Yi will be alert. Under these conditions, you will be able to feel and sense things which other people cannot. As a result, you will understand your training more deeply than other people, and your training will be faster and more effective. This is called "Shen Qi Xiang Yi" (神氣相依) which means "Shen and Qi Mutually Cooperate."

6.3.5 Yin and Yang Coordinate

One of the main concerns of Chinese Qigong is how to adjust the Yin and Yang during training. Although Yin and Yang are not exactly the same as Kan and Li, Yin is commonly compared to Water (Kan, ☵), lead, or the dragon, while Yang is commonly compared to Fire (Li, ☲), mercury, or the tiger. When Yin and Yang interact properly, millions of variations can be generated. Therefore, you must learn how to adjust your Yin and Yang in the Qigong exercises. For example, Wai Dan Yi Jin Jing is considered Yang, while Nei Dan Yi Jin Jing is Yin. You must learn both and coordinate them properly in order to balance them. Certain parts of the Yi Jin Jing documents discuss Yin and Yang, or Water and Fire. We discussed one of these parts in the second section of the last chapter, and would like to look at another one here which is concerned with massage training techniques.

The Method of Balancing Yin and Yang in Yi Jin Jing Training

練功配合陰陽法

The Heaven and the Earth (are) one large Yin and Yang. Yin and Yang mutually interact, then millions of lives are born. Man's body (is) a small Yin and Yang. (When) Yin and Yang mutually interact, then hundreds of sicknesses are repelled. (When) Yin and Yang are mutually applied, Qi and blood will be mutually harmonized. Naturally (you) will not have sickness. (If) there is no sickness, there is strength. Its reason is clear.

天地一大陰陽也，陰陽相交，而後萬物生；人身一小陰陽也，陰陽相交，而後百病卻；陰陽互用，氣血交融，自然無病，無病則壯，其理分明。

Man is considered a small heaven and earth. The head is called heaven while the lower abdomen is called the earth. If you know how to coordinate and balance Yin and Yang smoothly and harmoniously, then you will not get sick.

However, when (you) train this Gong (i.e., Yi Jin Jing), it also borrows the meaning of the Yin and Yang's mutual interaction and steals the original tricks of millions of objects in Heaven and Earth. This is the way to repel sickness.

然行此功，亦借陰陽交互之義，盜天地萬物之元機也，如此卻病。

This paragraph explains that when you train Yi Jin Jing, you must also learn how to borrow the method of causing Yin and Yang to interact, and the trick of how to balance them. In other words, you must learn how to adjust your Kan and Li.

Whoever's body is weak in Yang, mostly has illnesses of withering, weakness, feebleness, and fatigue, should use a young girl, following the methods of massage. It is because the woman is Yin externally and Yang internally. Borrow her Yang to help my weakness. This is the natural way.

凡人身中其陽衰者，多患痿弱虛憊之疾，宜用童子少婦，依法揉之；蓋以女子外陰內陽，借取其陽，以助我之衰，自然之理也。

This paragraph talks about the massage training in Yi Jin Jing when a man's Yang is weak, either because he is old, or because, though young, his body is weak. The trick of balancing Yin and Yang here is to be massaged by a young girl. It is believed that women look weak and Yin externally, however, they are Yang and strong internally.

When you are massaged by a young girl, you are able to borrow her Yang to nourish your Yin internally.

> *One who is strong in Yang and weak in Yin has mostly fire illnesses. You should use a young boy. It is because a man is Yang externally and Yin internally. Borrowing his Yin to suppress my Yang's abundance is also the original trick.*
>
> 若陽盛陰衰者，多患火病，宜用童子少男；蓋以男子外陽而內陰，借取其陰，以制我之陽盛，亦是元機。

Yang can be strong because of sickness or youth. When Yang is strong, Yin is relatively weak. Normally, if you are not sick, your Yang is strong from the teens to around thirty. When the body is excessively Yang it is very energized and the mind is not steady. You lose your temper and get excited easily, and are impatient and uneasy. If you are like this, you should use a young boy to do the massage. The reason for this is just the reverse of the last paragraph. Males look strong and Yang externally, but they are Yin internally. Therefore, if you are massaged by a young boy, you may use his Yin to balance your Yang. To use a partner to balance the Yin and Yang in Qigong training is called "mutual cultivation" (Shuang Xiu, 雙修).

> *As to those who are not sick, when training this Gong (Yi Jin Jing), then follow as convenient. If able to use a young boy and a juvenile girl to massage alternately, enabling Yin and Yang to flow smoothly, it is even more marvelous.*
>
> 至於無病之人，行此功者，則從其便，若用童男少女，相間揉之，令其陰陽各暢，行之更妙。

However, those who are healthy, and whose Yin and Yang is already balanced, should try to be massaged alternately by a young boy and a girl. This will maintain the balance and harmony of Yin and Yang.

6.4 When to Train

Generally speaking, the spring is the best time of year for a beginner to start Yi Jin Jing training. There are several reasons for this:

- In the spring, your body is gradually changing from Yin to Yang. Your body is growing stronger and stronger in Yang, so this is the best time to build up the Qi internally from both Wai Dan and Nei Dan Yi Jin Jing.

- Yi Jin Jing training involves massaging and beating yourself, and you have to partially disrobe to do this. In the winter-time, since your body and the surrounding air are Yin, you may catch cold, even though you are indoors. However, once spring comes, this is no longer a problem.
- In the spring, the Qi and blood circulation in the body become stronger, more abundant, and more active. This reduces the chance of injury, and speeds up recovery when you do suffer an injury.

It is not recommended that you start in the summer, because the environment is too Yang and your body has also adjusted to Yang. A beginner who starts at this time will find that it is too easy to build up too much Fire, which can cause problems. Theoretically, if you know how to adjust Kan and Li skillfully, fall is good for Nei Dan training. However, for a beginner who cannot feel or sense his body's Yin and Yang and does not know how to adjust Kan and Li, the Nei Dan training may cause him to become too Yin.

Now let us consider the best times of day to train. In the document "Yi Jin Jing Training Secret," which was translated in the last chapter, there is a section which explains this clearly. It says:

> *The Dao (way) of building the foundation, begin at Zi (midnight), Wu (noon), between Zi-Wu (sunrise); or begin at Wu-Zi (sunset) when the variations are many, the Yin and Yang are exchanging, mutually turning and cooperating. If able (to train) day and night ceaselessly, not even a second ignored, then Heaven and man can unite. When trained for seven-seven (49 days), Qi and blood will be sufficient and abundant. When trained for ten-ten (100 days), immortality can be gradually achieved.*

You can see that there are four times when it is most beneficial and advantageous to train: midnight, noon, dawn, and sunset. These four times allow you to take advantage of the change of Yin and Yang. Qi in the human body is influenced by natural timing, such as the seasons of the year and the time of day. If your body's Yin and Yang cannot follow the changes of nature smoothly, you will tend to become sick and your body will degenerate more quickly. Your body is part of nature and must fit into it smoothly and harmoniously. Most Qigong masters prefer to train at these four times which enable you to change your Yin and Yang in accordance with nature. It is also advisable for Yi Jin Jing. However, once you have built up a strong foundation, then you may train any time you wish.

In fact, very few Wai Dan Yi Jin Jing practitioners train four times a day. Normally, they skip the midnight practice to allow the body time to recover from the training. Another reason for this is that your body is extremely Yin at midnight. This means that your Guardian Qi is at its weakest, and it is easy for you to injure yourself. However, some practitioners claim that the midnight training is the most important. Their reasoning is this: since your body is the most Yin at that time, if you train right, the increase in strength will be greater than that of any other of the three times. It is interesting to note that in Xi Sui Jing Qigong, the midnight training is the most important one. We will discuss this subject further in Part Three.

You can see from the quoted paragraph that if you train for 49 days, Qi and blood will be abundant, and if you train for 100 days, you will have built the foundation for reaching Buddhahood. It is said: "Bai Ri Zhu Ji" (百日築基) which means "hundred days to build the foundation." Therefore, in the first 100 days of training you must sleep well, eat nutritious meals, and most important of all, stop sexual activity completely. It is in these 100 days that you build up the Nei Zhuang Qi, which determines whether you will be successful in your training. If you follow the training schedule, you have a very good chance of completing the Yi Jin Jing training.

6.5 Wai Dan Yi Jin Jing Training

6.5.1 Training Equipment:

There are several documents which explain how to make the training equipment used in Wai Dan Yi Jin Jing. However, if you understand the training theory, you may design your own equipment out of materials which are more convenient or even better. For example, in ancient times many tools were made from lead, simply because lead was more available and easy to melt. However, because of the danger of lead poisoning, these tools had to be treated with herbs according to a special method before they could be used. Nowadays, you may find materials already made of stainless steel which can serve the same purposes as well or even better. In my opinion, it is easier and better to use the available implements rather than try to make equipment according to the ancient way. Therefore, we will only recommend some of the methods to make the tools. You are encouraged to design them in ways which fit your training better.

Rubber Ball. A rubber ball is not very hard, but when it is pressed against the skin, the power is penetrating. You can press and roll the ball with your palm on different places such as stomach, ribs, joints, legs, or arms. This is the first step in training the skin and muscles/tendons near the skin to respond to external power. This training can also toughen the skin.

In ancient times, rubber balls weren't available, and they used a ball made from cotton thread. Different size balls were made to fit in the different areas. For example, the size of ball used to roll on the stomach is different from the size used for the ribs (Figures

6-1 and 6-2). On the ribs, a small ball is used to reach the spaces between the bones. Normally, ball rolling techniques are used in conjunction with massage.

Metal Ball. A metal ball serves the same purpose as a rubber ball, but goes one step beyond. A metal ball is much harder, so when it is pressed the power is even more penetrating than that of a rubber ball. Naturally, you must first train with the rubber ball before you begin with a metal ball. In traditional training, wooden balls were used as a bridge between the thread ball and the metal ball.

In ancient times, the metal balls were made of lead. Today, you may buy different sizes of stainless steel balls from industrial supply stores. They are clean and will not rust (Figure 6-3).

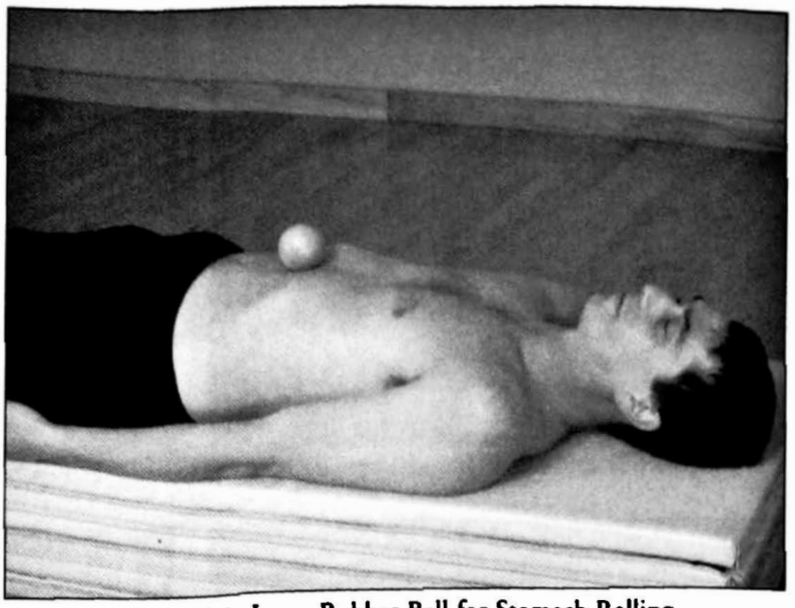

Figure 6-1. Large Rubber Ball for Stomach Rolling

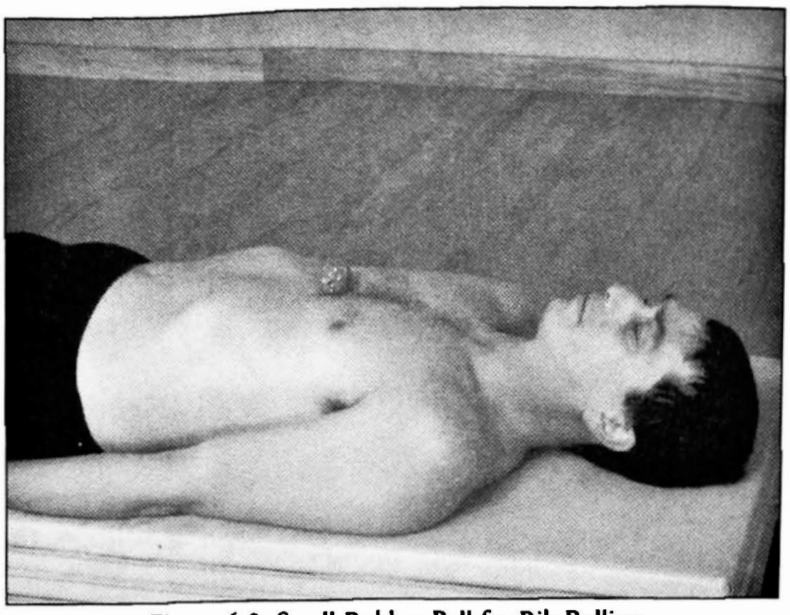

Figure 6-2. Small Rubber Ball for Rib Rolling

Wooden or Metal Bar. After you complete the training with the metal balls, you start training with round wooden or metal bars (Figure 6-4). While metal balls focus on a small area, wooden or metal bars connect all these small areas and create a larger, stronger area. When this larger area is trained, the Qi can be built up more abundantly. Naturally, for different areas, different sizes of bars are used.

Metal Sand Bag. The metal sand bag is used to slap the body, especially the rib area. By slapping the body, you learn to energize your muscles and fasciae with Qi and bounce the sand bag away instantly. Make several strong, long bags of different sizes,



Figure 6-3. Different Sizes of Metal Balls



Figure 6-4. Round Bars for Rolling

Figure 6-5. Different Sizes of Training Bags

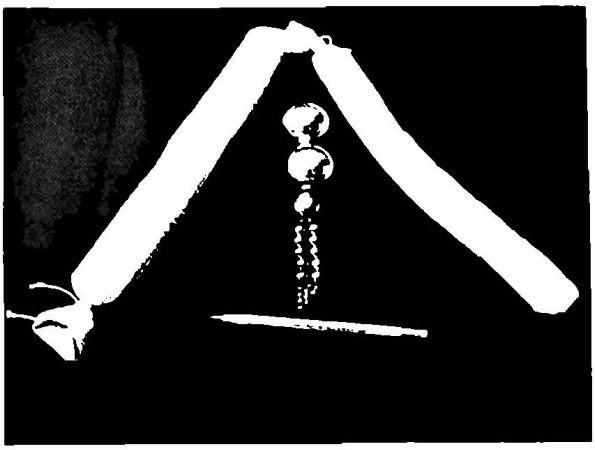

Figure 6-6. Different Sizes of Balls and Bag

and fill them with small pieces of metal (Figure 6-5). Regular sand is often used instead of lead pellets. You slap your body with these bags, using different size bags for different areas.

Ball Bearing Bag. The ball bearing bag follows the same principle as the metal sand bag, except that now the bag is filled with ball bearings (Figure 6-6). Often, round pebbles from the bottom of a stream would be used instead of metal balls. It is believed that pebbles from a stream bed are more Yin and therefore more suitable for training. The size of the ball bearings can vary from very small, the size of BBs, to as large as ping-pong balls. This bag is heavier, and will train your Qi to be stronger and build up the bouncing capability of the muscles.

Wire Whip. After training the body with the ball bearing bag, you then strike the entire body with a whip made of a bundle of wires. This helps to bring the Qi built up internally to the skin, and therefore increases the Qi supply or nourishment to the skin. In ancient times, the whip was usually made of bamboo or rattan. Nowadays, many Yi Jin Jing practitioners have discovered that a bundle of stainless steel wires serves the pur-

pose much better (Figure 6-7). Three major reasons are: 1. a bundle of stainless steel wires is heavier than bamboo, and so its power is more penetrating; 2. stainless steel wires are more flexible and have a springier, more bouncing power than bamboo or rattan; 3. it lasts longer.



Figure 6-7. Wire Whip

Pestle. A "pestle" is commonly used to raise up the fasciae through pounding stimulation. It also develops the bouncing power of the muscles, which is necessary for martial arts iron shirt training. The pestle is made from heavy red oak or similar wood (Figure 6-8). Start with the most muscular areas and move gradually to less muscular areas.

Ancient Mallet



Figure 6-8. Pestle and Wood Bar

Mallet. The soft areas of the body are pounded with a mallet to raise the fasciae (Figure 6-9). This is usually done after the massage training is half completed. You can buy a rubber hammer in a hardware store which may work even better.

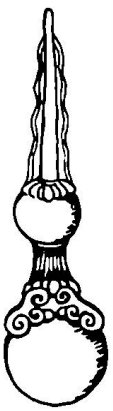

Ancient Pestle

Figure 6-9. Rubber and Wood Hammers

Metal Disk. Metal disks have two uses. First, because the disk is heavy, it can be used for weight training to build up and strengthen the muscles, tendons, joints, and bones. Heavier disks can be used as the training proceeds. Second, the disk can be used to grind and toughen the skin for Iron Shirt training. The traditional Metal Disk was shaped like a discus, but you may simply use the weights from a barbell set (Figure 6-10).

Metal Hammer. The metal hammer is not used for beating exercises. It is used for weight training to build up and strengthen the muscles, tendons, joints, and bones. You can imagine that there are many ways to train with the hammer.



Figure 6-10. Weight from a Barbell Set

The above discussion is meant to give you an idea of the training equipment used. Once you understand the training, you are encouraged to design your own equipment.

6.5.2 Training Techniques

Massage

The Chinese character for massage (Rou, 揉) is made up of two words, "soft" (Rou, 柔) and "hand" (Shou, 扌). This indicates that it is most important for your massage techniques to be soft. The reason for this is very simple. When a person who is being massaged feels strong, hard power against his body, he tenses up his muscles and also becomes mentally resistant. He will not be able to concentrate on the training, and the effectiveness of the training will also be decreased because of the tension.

Massage is one of the first stages of Yi Jin Jing training, and it is especially crucial during the first 100 days. Massage is started in the stomach area, which is the "center" of the training, and as the training progresses, it is expanded to cover a wider area. There are several purposes for the massage training.

- To loosen up the fasciae between the skin and muscles, between the layers of muscle, and between the muscles and bones.
- To get rid of fat accumulated in the fasciae.
- To resume and increase the Qi and blood circulation in the fasciae.
- To fill up the fasciae with Qi. Using the mind to lead the Qi to the fasciae during the massage and beating training is the key to building up Nei Zhuang.
- To eliminate any bruises and Qi stagnation caused by the training.

When you massage, you should progress from soft to hard and from shallow to deep. There are many ways to massage in Chinese Qigong. However, in Yi Jin Jing training, the common way is to use the palm of one hand (Figure 6-11) or both hands (Figure 6-12) to push or circle the massaged area. Normally, using two palms lasts longer and the power is more penetrating. This is simply because when you use two hands, each hand needs less power than if it were being used alone. Using two hands

lets the massage be softer, so your partner will be more relaxed and the power will penetrate deeper.

There are a number of techniques typically used in Yi Jin Jing massage. You should experience them carefully. After you have trained for some time, you will have enough experience to discover other massage techniques which might also be effective. Remember, *when you massage your partner, you are not only serving. You are also learning.* When you massage someone, you learn about the structure of the human body, you experience the level of power which can be used for different areas, and you learn how to feel and sense the Qi built up by your partner from the training. Therefore, when you are massaging someone, you should be patient, concentrated, and always concerned with your partner's feeling. *Only when your partner is able to cooperate with your massage will it become effective.*

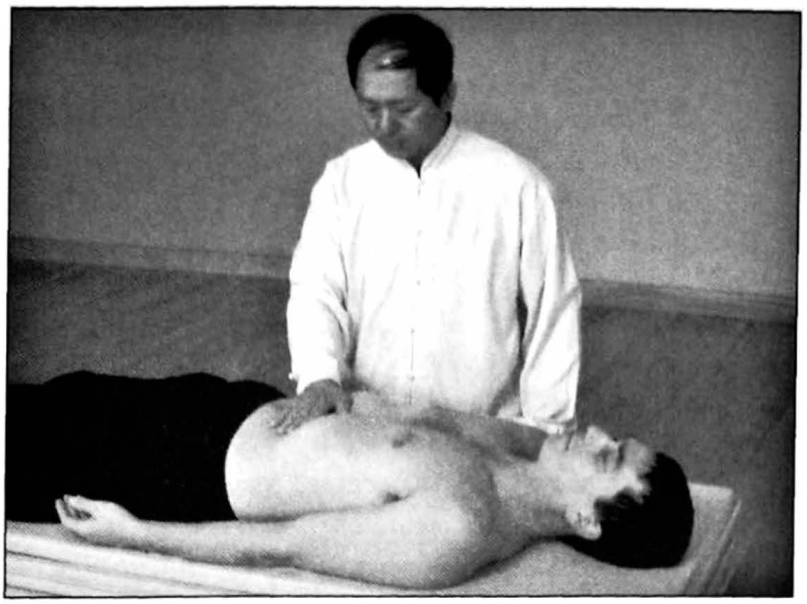

Figure 6-11. Single Hand Massage

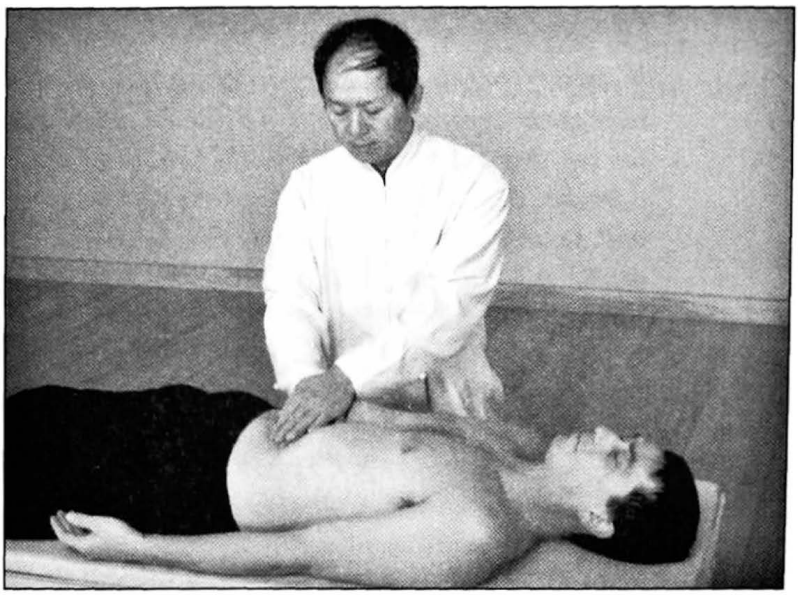

Figure 6-12. Two Handed Massage

Naturally, when you are being massaged, you should be relaxed and concentrate your mind on your partner's palm. Remember, *your mind leads the Qi to the massage area to build up internal strength.* If you cannot do this, your training will be external strength only. Furthermore, when you concentrate, you will be able to feel, sense, and understand your body's condition more clearly. Before we continue to discuss the techniques of massage, we would first like to translate one of the sections about massage found in the documents.

The Massage Gong
揉功

The application of massage is to Mo Li the tendons and bones. Mo Li is what is called massage. Its methods have three sections and each section (includes) one hundreds days.

夫揉之為用，意在磨礪其筋骨也。磨礪者，即揉之謂也。
其法有三段，每段百日。

Mo Li (磨礪) in Chinese means to sharpen, to toughen, to train, and to harden. It is just like you are sharpening a knife. It takes a long time and patience. The final purpose of massage training is to toughen the tendons and bones. However, it must start first from massaging fasciae. Only when the fasciae are raised and filled up with Qi can this Qi be used to toughen the tendons and bones. Then the training has achieved both Nei Zhuang and Wai Zhuang.

First says: Massage must have seasons.

If starting training in the early spring months, during the training (you) may catch a spring cold. It is hard to be naked, can only be undressed on the top. Must start training in the middle of the second month (Western calendar: March or April) when the weather is gradually warm, then you will be able to expose your body for the training. (When) it is gradually warm, (the Qi and blood) transport more easily and smoothly during the training.

一曰："揉有節候。"
如春月起功。功行之時，恐有春寒，難以裸體，祇可解襟；須行於二月中旬取天氣漸和，方能現身用功，漸暖乃為通便，任意可行也。

You should start training in the springtime when the weather is reasonably warm. This way you will not catch a cold. Also, at this time your body is changing from Yin to Yang, so your Qi and blood are starting to circulate more abundantly and smoothly. The Chinese year usually begins in February or March, so the second month is March or April.

Second Says: Massage must follow the fixed methods.

Man's entire body, Qi right, blood left. When massaging, the proper method starts from the body's right and pushes to the left. It is to push the Qi to the blood and make them combine harmoniously. In addition, the stomach is

located on the right, massaging (the right) makes it possible to enlarge the stomach, enabling it to admit more air. Furthermore, for the massager, the right hand is more powerful, can be used without tiring easily.

二曰："揉有定式。"
人之一身，右氣左血；凡揉之法，宜從身右推向於左，是取推氣入於血分，令其通和；又取胃居於右，揉令胃寬，能多納氣；又取揉者，右掌有力，用而不勞。

In this paragraph are several points which I question or disagree with. The first one is that Qi is on the right side of the body and blood is on the left. However, according to the distribution of the Qi channels, I believe that Qi and blood in both sides should be at least almost equal and balanced. The second is that it says the stomach is on the right side of the body. However, if you look in an anatomy book, you will see that the stomach is actually more on the left side. The third is that the stomach can be enlarged from massage.

Despite this, I believe that the technique is correct since it was developed from experience rather than theory. Personally, I believe that the reason you massage from the right to the left is to follow the path of the intestines, which is also how the Qi moves internally.

Third says: Massage must have proper power and depth.

The massage methods, though done by men, should follow the methods of heavenly meaning (nature). Living things in heaven and earth, gradual and orderly without suddenness, then Qi is generated automatically. (When the time is) ripe, the things will be formed. Massage should imitate this method. Use the method of push and shake around, slowly to and fro, not heavy and not deep. Long and long (the result) automatically obtained. This is harmony and the right way. If (massage is) too heavy, the skin will be injured. Then infection and disease can be generated. (If massage is) too deep, then it injures the ligaments, bones, tendons, and fasciae. The hot swelling will be generated (internally). (You) must be careful.

三曰："揉宜輕淺。"
凡揉之法，雖曰人功，宜法天義。天地生物，漸次不驟，氣至自生，候至物成，揉當法之，但取推盪，徐徐來往，勿重勿深，久久自得，是為合式〔過〕；設令太重，必傷皮膚，恐生瘢痱，深則傷於肌骨筋膜，恐生熱腫，不可不慎。

This paragraph makes two important points. First, your massage must start with light power and gradually become heavier. This is the natural way that all living things grow. Incorrect massage can cause injuries both externally and internally. The second

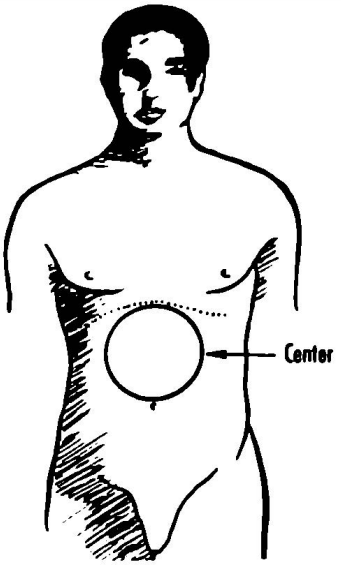

Figure 6-13. "Center" for Massage

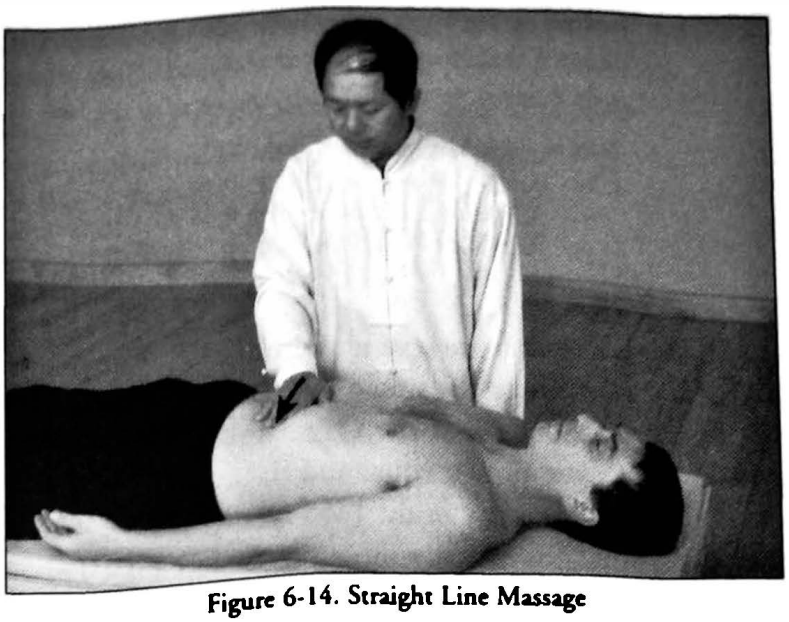

Figure 6-14. Straight Line Massage

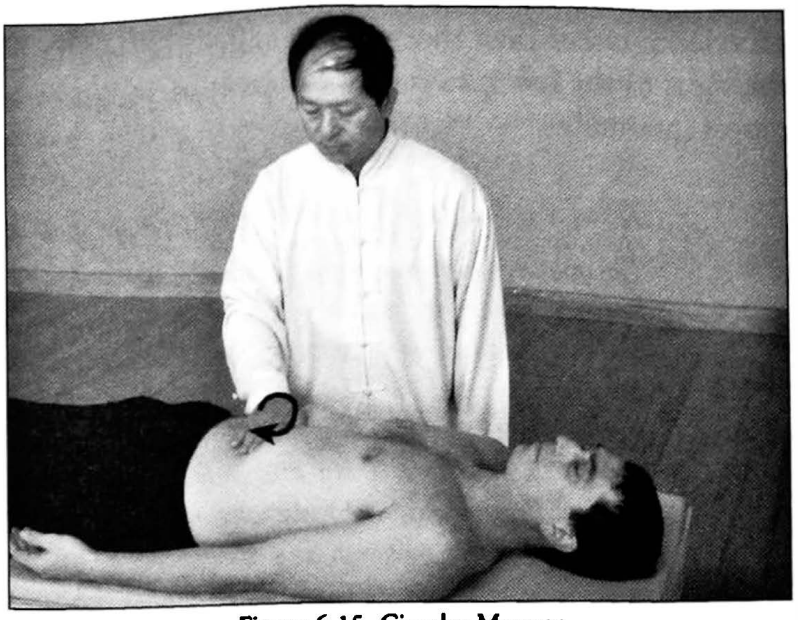

Figure 6-15. Circular Massage

point concerns the techniques of massage: push and shake around. Push can be a straight line or a circular motion. However, when you shake around, your palm adheres to the skin and vibrates gently.

Even though this article discusses several important points concerning massage techniques, there are still many unclear details which need to be discussed. We will now discuss the massage techniques which should be used for different areas.

Stomach. The stomach area is considered the "center" of the training. This "center" area covers the space below the solar plexus and above the navel (Figure 6-13). Your massage training must start here. Normally, if you train three times every day, you need at least 100 days for this area.

There are three common massage methods: straight push, circular motion, and firm shake. When you are doing the straight pushing massage, you push from the right side to the left (Figure 6-14). When you are doing the circular massage, you should move

clockwise to follow the large intestines (Figure 6-15). This will smooth out the Qi movement in the body.

In traditional Yi Jin Jing training, you massage this area for 90 minutes (the time it takes two sticks of incense to burn) each day at dawn, noon, sunset, and midnight. If you cannot do it four times a day, you should keep at least the dawn and sunset training. Naturally, if you do this, the training period will be longer.

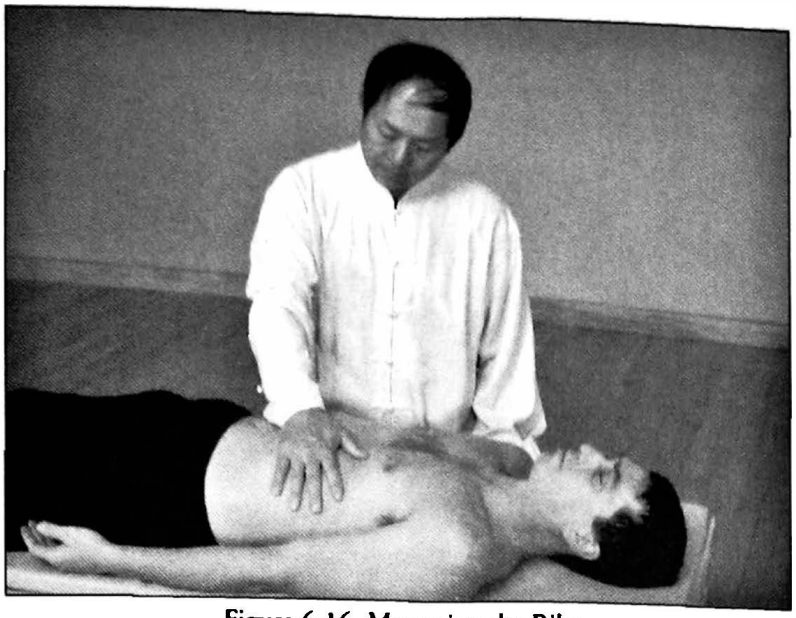

Figure 6-16. Massaging the Ribs

Ribs and Back. After you have massaged the stomach area for 100 days, the Qi will be abundant and full. You will need another 200 days of training to extend the Qi to the ribs both in the front of your body and the back. This will also start to fill up the Qi in the Conception and Governing Vessels.

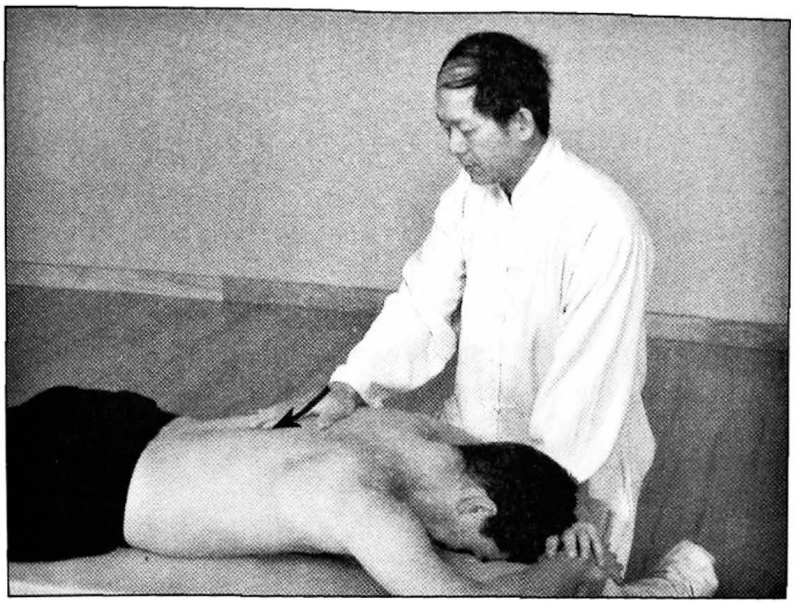

Figure 6-17. Massaging the Back

The massage techniques for the ribs are somewhat different from those used for the stomach because you are dealing with bones beneath a thin layer of muscle.

Generally, you use straight pushing and circular techniques. The only difference is that you place your fingers in the spaces between the ribs so that your power can penetrate into them (Figure 6-16).

When you massage the lower back, you should follow the spine, pushing downward, and also push from the sides of the back to the center to nourish the Governing Vessel (Figure 6-17). When you use circular massage, circle counterclockwise (Figure 6-18).

Limbs. After you have trained for at least 300 days and have completed the body, you will then extend your Qi to the limbs. Massage is not usually used to increase the quantity of Qi in the limbs in Yi Jin Jing. However, massage is commonly used to smooth and increase the Qi and blood circulation. Frequently, Qi and blood will accumulate and become stagnant during the training of the limbs. Massage is the main way to take care of this problem.

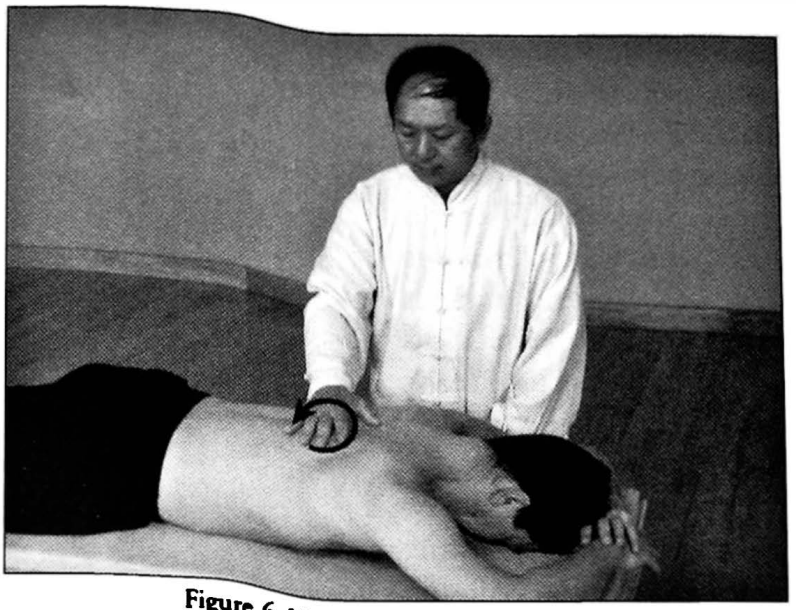

Figure 6-18. Circular Massage on Back

Straight pushing, following the fiber of the muscles from the body to the ends of the limbs, is the main massage technique for the limb muscles (Figure 6-19). However, use a circular motion around the joints (Figure 6-20).

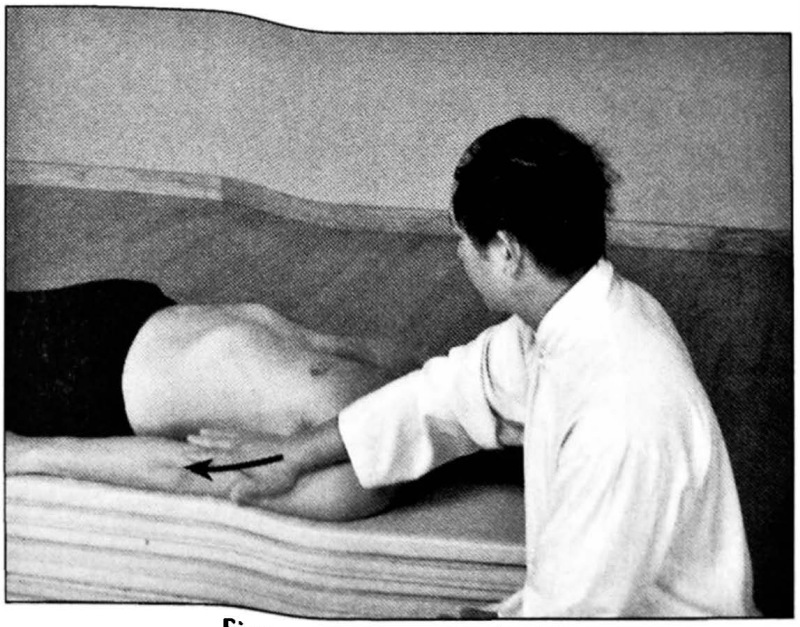

Figure 6-19. Massaging the Arm

Rolling

Rolling is the use of different sizes of balls and bars to roll on the body with different pressures. This enables you to gradually build internal resistance to external attack. Heavy rolling training usually is not started until after 100 days of massage. The training usually starts in the body, and when you have completed 300 days of massage training, it is expanded to the limbs and joints.

To do this training, you or your partner press down on a ball or round bar and roll it on your body. The power will penetrate into the body, and reach into areas where other equipment cannot, such as between the ribs.

Ball rolling can be in a straight line or circular. Straight line is commonly used on

the ribs and limbs (Figure 6-21), while the circular motion is usually used on the stomach (Figure 6-22).

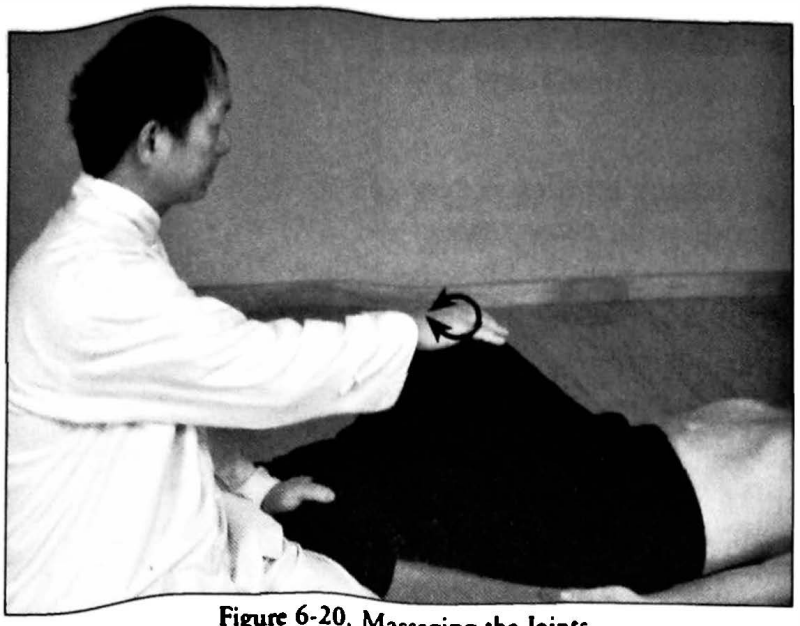

Figure 6-20. Massaging the Joints

Slapping

In this training, you slap your body with different size bags filled with various sizes of ball bearings, from BBs to ping-pong ball size (Figure 6-23). You gradually start slapping after 100 days of massage training. Start slapping lightly with the small BBs, and gradually increase the force and the size of the bearings. Work on the body for the first 300 days of massage training, and then gradually expand out to the limbs. At the instant when the bag hits your skin, concentrate your mind on the area so the Qi moves there and energizes it, and increases the resistance.

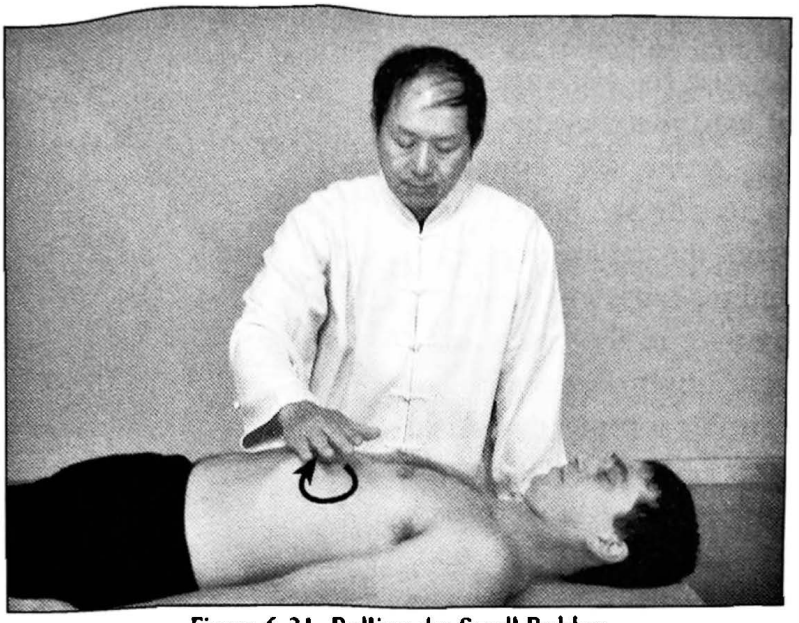

Figure 6-21. Rolling the Small Rubber Ball on the Ribs

Pounding and Beating

In pounding, you use a wooden mallet or similar tool to hit the muscular areas of the body, including the stomach, abdomen, waist, ribs, and ends of the ribs. This raises the fasciae. This is moderately heavy training, and should be started after 100 days of massage. Gradually increase the striking power, and later switch to beating training.

In beating you usually use a whip made of a bunch of wires, though sometimes a solid metal bar is used. This training stiffens the muscles, tendons, and bones. It normally does not start until about 200 days of massage are completed. Since the beating power is more penetrating, you must learn to lead your Qi more effectively until your

internal strength is able to bounce the force away.

Striking

Striking training is very important for those martial artists who train Yi Jin Gin for Iron Shirt or Golden Bell Cover. In striking training, you strike your body with tools or your fists, using Jing (jerking power) so that the power entersdeeper into the body. Usually, the vibration from this kind of striking makes the power reach the bone. Because the tools are made of hard materials, you cannot strike the bones or joints directly. Instead, you train the fasciae, muscles, and tendons. You start your training in the body, using your internal strength to generate a protective shield to protect the vital areas and bounce the attack away. Start with the non-vital areas, and gradually include the vital cavities. Normally, the student should be trained in this stage by a master who understands the student's capacity and can control his power.

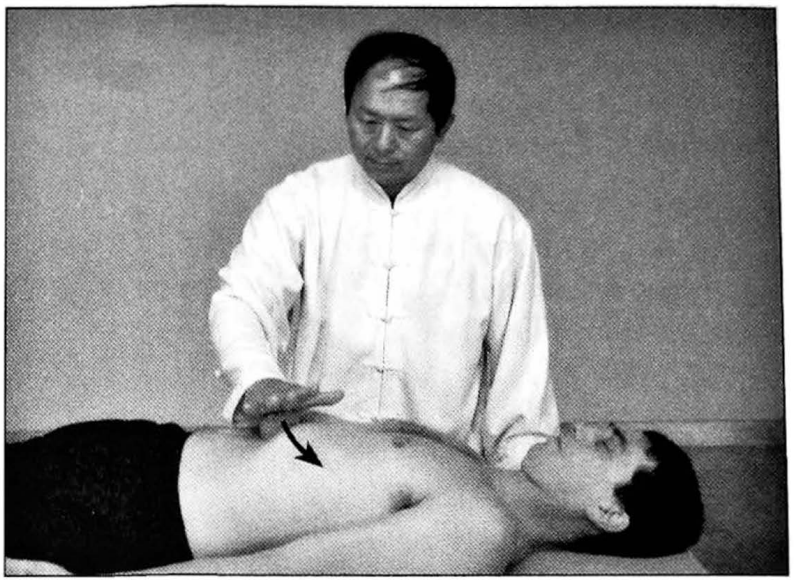

Figure 6-22. Rolling the Large Rubber Ball on the Stomach

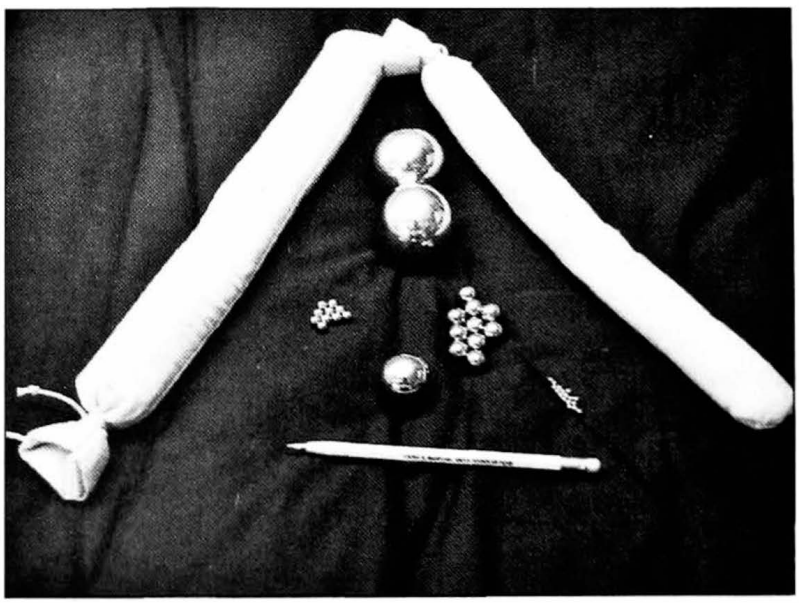

Figure 6-23. Different Sizes of Metal Balls

Exercises

Yi Jin Jing also includes a number of Wai Dan exercise sets to train the student to use his Yi to lead Qi to the limbs to energize the muscles. Usually, these exercises are not practiced until a student has completed his first 300 days of massage and beating training. After 300 days of training the body, the student will normally develop Grand Circulation and start to train the limbs. Many different training sets were created over

the last fourteen hundred years. We will introduce two of the most common sets, the fist set and the palm set, when we discuss the training of Wai Dan Grand Circulation.

6.6 Nei Dan Yi Jin Jing Training

There are many categories of Qigong training which are classified as Nei Dan. Theoretically, any Qigong practice which generates the elixir (Qi) in the body and later spreads it out to the limbs is called Nei Dan (internal elixir). Common Nei Dan practices are taking herbs internally to generate the Qi, Xi Sui Jing, and the Small Qi Circulation continuing on to the Grand Qi Circulation, which is a part of Yi Jin Jing.

In this section we will only discuss the Small Circulation and Grand Circulation, which are the major part of the training in Nei Dan Yi Jin Jing. The Xi Sui Jing will be discussed in Part Three. Although Kan and Li Wind Qi path training is often considered part of the Small Circulation training, there are actually many other types of Qigong which train Kan and Li even without completing the Small Circulation.

Small Circulation is called "Xiao Zhou Tian" (小周天) in Chinese, which means literally "Small Cycle Heaven" (Small Heavenly Cycle). In Chinese medical and Qigong society, outside of the human body there is heaven and earth. Within the human body there is also a heaven and an earth. The head is called heaven and the lower abdomen is called earth (the Huiyin cavity is called "Hai Di, 海底," which means "Bottom of the Sea"). When Yin and Yang interact between heaven and earth, millions of variations happen, and life is created. It is the same within a human body. When Yin and Yang interact harmoniously, the life force is generated, and health and long life can be obtained. Small Circulation is the first step in leading Yin and Yang Qi together for harmonious interaction.

Grand Circulation in Chinese is "Da Zhou Tian" (大周天), which means literally "Grand Cycle Heaven" (Grand Heavenly Cycle). When Qi can be expanded to the limbs, the field of the small heaven and earth is enlarged and becomes the grand heaven and earth. That is why the Qi circulation to the limbs is called Grand Circulation.

Before we discuss the Small and the Grand Circulation, you should first understand a few things:

- There are many other non-Yi Jin Jing Qigong styles which also train Small and Grand Circulation. Since the major concern of any Nei Dan training is to fill up Qi in the Conception and Governing Vessels and learn how to distribute it to the twelve primary Qi channels, there were many Qigong styles which already had the training before the Yi Jin Jing was created.
- Nei Dan is not the only way that Small and Grand Circulation can be achieved. In fact, many external martial artists have accomplished it simply from Wai Dan training, for example, the Wai Dan training of the Yi Jin Jing.

- Because Small and Grand Circulation are an important part of Chinese Qigong, many Nei Dan training methods have been created. Despite their differences, however, the goal and theory remain the same. In my opinion, none of the methods is clearly superior to any of the others. The most important factor in successful training remains how much the practitioner understands the training theory and how much he is able to practice.
- Small and Grand Circulation are considered the root of internal Qi, which is needed for the Nei Zhuang training in Yi Jin Jing. Many Qigong practitioners believe that only through Nei Dan Small and Grand Circulation training is one able to reach the higher levels of achievement and to build up a really firm foundation of internal Qi. Doing this involves regulating the body, breathing, mind, Qi, and Shen.

The following song about Small and Grand Circulation is also called the "Oral Secret of Nei Zhuang." Sometimes it is also called "Ban Tsyh Mih Dih" after the Indian monk who created it.

Song of Transporting Heavenly Circulation

內運周天火候歌

般剌密諦

Yi Jin Jing is the secret of training Qi. (Let me) discriminate it clearly and tell you in detail. The ancestral teacher passed down this method of strengthening the body. Before midnight and after noon, you should not make a mistake. Stabilize your Qi and condense Shen to lock the emotional mind monkey. Two hands hold each other, and sit down with crossed legs. Recognize the primary source of pre-birth Taiji. This place is the way of enlivening the body.

易筋經，鍊氣訣，分明仔細與君說，祖師留下壯身法，
子前午後君休錯，定氣凝神鎖心猿，兩手插抱趺足坐，
識得先天太極初，此處便是生身路。

Heavenly circulation generally means Small Circulation. The ancestral teacher refers to Da Mo. This section of the song says that you should train the Small Circulation before midnight and after noon. It is believed that before midnight your body is reaching the extreme of Yin, so if you meditate then you will be able to maintain your Qi and keep your body from becoming too Yin (deficient). This will help you to smooth out the transition of your body from Yin to Yang at midnight. When you meditate after noon, your body is just passing the time of extreme Yang. If you meditate then, you will be able to cool down your Fire Qi faster than would happen naturally. This will prevent your body from getting too Yang. One of the main goals

of Qigong training is to adjust your Water and Fire and maintain the Yin-Yang balance of your body as much as possible. The two times mentioned are the most important for this.

When you train, you should condense your Shen so that you will be able to control your emotional mind, which is often compared to an ape that keeps running wild. The correct posture for practice is sitting with the legs crossed and the hands folded in front of the abdomen. The Lower Dan Tian is the primary source of your life and the primary origin of Taiji (the interaction of Yin and Yang). The work of reinvigorating your body begins there.

> *Close the eyes and regulate the breathing, millions of linkages are empty. All of the thoughts are gone and (you) belong to the clean land. Qi penetrates the entire heaven and reaches the cold ground. No matter if (the spirit) exits and enters within one breath. An ocean of Qi rolls and a thousand layers of waves. This Kan Water (Water Qi) is able to cross and enter the North. The river can reverse, transport upward to Kun Lun. White cloud toward the head and the sweet dew is generated.*
>
> 瞑目調息萬緣空，念念俱無歸淨土，氣透通天徹地寒，
> 無出無入一吸間，海氣滾滾浪千層，撞入北方坎水渡，
> 河車逆運上崑崙，白雲朝頂生甘露。

In training, you must close your eyes to avoid being distracted by the outside world, and regulate your breathing. In this case, the millions of thoughts which link you with the outside world will be empty and your mind will be led into a calm and peaceful state, or "clean land." When you are able to reach this state, your Qi will be able to reach heaven (your head) and the cold ground (lower abdomen). Through your breathing, your Shen will be able to exit and enter your body freely. Once you are able to use your Shen to govern the Qi, the Qi can be as strong as a thousand rolling waves. Kan (坎) is one of the eight trigrams in Bagua (八卦), and represents Water. When you complete the Small Circulation, you are using the Water Qi generated from the Lower Dan Tian to nourish your head. Kun Lun (崑崙) is one of the highest mountains in China, and here refers to the top of the body: the head or brain. When the Water Qi is led to the brain to nourish it, it feels like the top of Kun Lun mountain has been watered, and clouds and dew are generated.

> *The three gates behind the back open immediately. Golden light shines into the gate of life and death. Qi must be transported abundantly and circulate to the top. (Then you will be able to) connect with heaven and lead it to return to the Shen valley. To raise and lower the Fire and Water is called for at this time. The white tiger is locked in the cave of the green dragon.*

(When) dragon and tiger meet, Shen and Qi are raised. Again transport six-six thirty-six. Thirty-six, few people know. The marvelous key is clearly Kan and Li. Reverse, match, and combine (them), the marvelousness can reach the occult. (When) it comes, it is like metal steel, and (when) it is gone, it is soft like cotton.

背後三關立刻開，金光射透生死戶，氣走須彌頂上流，
通天接引歸神谷，水火升降此時來，白虎鎖入青龍窟，
龍虎一會神氣生，再運六六三十六，三十六，少人知，
竅妙分明在坎離，顛倒配合妙通玄，來似金剛去似綿。

When you train the Small Circulation, there are three gates (or cavities) where the Qi flow is stagnant. In order to fill up the Qi and circulate it smoothly in the Conception and Governing Vessels, you must first open these three gates. This will be discussed later. Once these three gates are opened, you have opened the door to the path which moves you away from death. You have then completed the first step of the training leading you to the field of immortality.

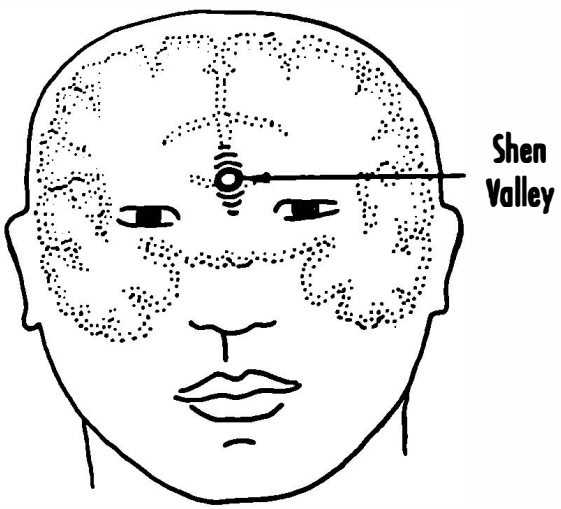

Figure 6-24. "Shen Gu" (Spirit Valley) and Brain

In still meditation training, at some point when you are able to lead Qi upward to nourish the brain you will suddenly experience "lightening" in your brain. This may be caused by the extra Qi energizing inactive brain cells. Your mind perceives this as light (golden light). When you can sense this light, your brain is highly energized. You are now able to lead this Qi to the Shen in the "Shen valley" (Shen Gu, 神谷) to raise up the spirit. Since it is believed that Shen was the very origin of your life, it said that you now "return" to the Shen valley.

In Qigong, the Shen is believed to reside in the Upper Dan Tian (the "third eye") in the forehead. "Shen valley" has two meanings. First, physically the Upper Dan Tian is located at the exit of the valley formed by the two lobes of the brain (Figure 6-24). Some Qigong practitioners believe that the Shen in the Upper Dan Tian is able to sense the supernatural because of the structure of the brain. The Upper Dan Tian is located in a kind of "valley" which is able to resonate to various types of energy. Second, when you are in the meditative state, it feels like the Shen is living deep in a valley which stretches forward farther than you can see.

When you have reached the stage of seeing the lightening you will be able to con-

trol the balance of the Fire and Water. The white tiger refers to the Yang of your body, while the green dragon refers to the Yin. When these Yin and Yang meet and interact, Shen and Qi will be raised. You should train this Yin (Kan, 坎) and Yang (Li, 離) interaction (lightening) thirty-six times whenever you meditate. This is the key to the training. ("six-six, thirty-six" is a musical way of saying thirty-six) The tiger locked in the cave of the dragon implies that the Yang is led to meet the Yin in the Yin residence.

Da Mo passed down the herb of cultivating the body; top to the Ni Wan and bottom to the Yongquan. (When) Qi reaches the navel, the White Crane flies. When reversing the image and at the beginning of training where you are still crossing your legs, transporting (Qi), living, sitting, and lying down, you must remember, Jing should be abundant and Shen should be complete, the Qi will naturally be round (smooth). Shen and Qi are plenty, the glow will not be extinguished. Again, it is different from other styles. If someone is able to recognize this information, (he will be able to) harden himself like gold stone and be tough like metal. You must be alert at every move and step. This is the real oral secret from the immortal fairy. You must remember Yi Jin Jing firmly, train your entire body like raw iron. Only then will you be able to fly your body to the golden palace.

達摩留下修身藥，上至泥丸下湧泉，氣至臍，白鶴飛，
倒像蘆芽穿膝時，行住坐臥君須記，精滿神全氣自回，
神氣足，光不滅，又與諸家有分別，有人識得此消息，
硬如金石堅如鐵，行行步步謹提防，此是神仙真口訣，
君須牢記易筋經，渾身鍛鍊如生鐵，只此飛身到金闕。

Ni Wan (泥丸) is the common name for the brain in Chinese Daoist Qigong society. Yongquan (K-1, 湧泉) is the cavity on the soles of the feet. Through Da Mo's Qigong training you are able to build the herb (Qi) within your body from your head to the bottom of your feet. When Qi is trained at the Lower Dan Tian at the navel area, the White Crane is able to take you to the holy city. When a person has reached enlightenment or Buddhahood, his spirit can separate from his body and lightly fly away like a crane. In China, when a person dies, it is called "Jia He Xi Gui" (駕鶴西歸) which means "to ride the crane to return to the West." The West means India, which was thought of as the residence of all of the Buddhas. This means that when he dies, his spirit has entered the holy world (west heaven).

When you are a beginner and are still "reversing the image" (looking inward to understand yourself), while meditating or carrying out your daily activities you need to remember that you must conserve your Jing and keep it abundant and firm. You must also remember to raise your Shen to a higher level, then your Qi will naturally circulate smoothly and easily throughout your body.

6.6.1 Small Circulation

Small Circulation is commonly achieved through Nei Dan still meditation. However, there are several Wai Dan techniques which can be used to assist in the Small Circulation training. This Wai Dan Small Circulation training was normally done by practitioners of the Shaolin external martial arts, who emphasized Wai Dan training for the first few years.

Small Circulation training has two major goals. The first is to fill up the Qi in the Conception and Governing Vessels. The second is to circulate the Qi smoothly in these two vessels.

We have explained earlier that there are eight vessels in the human body which behave like Qi reservoirs and regulate the Qi level in the twelve primary Qi channels. Among these eight vessels, the Conception Vessel controls the six Yin channels, while the Governing Vessel controls the six Yang channels. In order to regulate the Qi in the twelve primary channels efficiently, the Qi in the vessels must be abundant. Also, the Qi in these two vessels must be able to circulate smoothly. If there is any stagnation of the Qi flow, they will not be able to regulate the Qi in the channels effectively, and the organs will not be able to function normally.

You can see that Small Circulation is the first step of Nei Dan Qigong practice. Small Circulation training will help you to build up a firm foundation for further Nei Dan practices such as Grand Circulation and the Xi Sui Jing Qigong training.

Small Circulation Training. In order to reach a deep stage of Nei Dan still meditation, there are five important procedures which you must learn: regulating the body, regulating the breathing, regulating the mind, regulating the Qi, and regulating the Shen. You also need to know the location of the Dan Tian and the roles which the Conception and Governing Vessels play in Qigong practice. These are discussed in detail in my book, *The Root of Chinese Qigong*. It is recommended that you study that book before you start practicing the exercises in this book. Since Nei Dan Small Circulation has been discussed in detail in the earlier YMAA book, *Qigong for Health and Martial Arts*, we will only review the techniques here.

Abdominal Exercises

You start Small Circulation training by building up the Qi at the Lower Dan Tian. This is done through abdominal exercises. You must first learn how to control the abdominal muscles again so that they can expand and withdraw. This exercise is called "Fan Tong" (返童)(back to childhood). From birth until about 8 years old, you move your abdomen in and out in coordination with your breathing. This abdominal movement was necessary for bringing in nutrients and oxygen through the umbilical cord when you were in the womb. However, once you were born, you started taking in food through your mouth and oxygen through your nose, and the abdominal movement gradually diminished. Most adults don't have this abdominal movement when they

breathe. The "Back to Childhood" exercise helps you to return to the type of breathing you did as a child.

Once you have regained control of your abdomen, as you continue these exercises you will feel your abdomen getting warmer. This indicates that the Qi is accumulating, and is called "Qi Huo" (气火), or "Starting the Fire." These exercises lead the Qi which has been converted from the Original Essence in the Kidneys to the Lower Dan Tian, where it resides. The more you practice, the easier this is to do, and the more you can relax your body and feel the Qi.

②*Breathing*

Breathing is considered the "strategy" in Qigong. In Small Circulation, you may use either Buddhist or Daoist breathing. Buddhist breathing is also called "Zheng Hu Xi" (正呼吸)(regular breathing) while Daoist breathing is called "Fan Hu Xi" or "Ni Hu Xi" (反呼吸 · 逆呼吸)(reverse breathing). In Buddhist breathing, you expand your abdomen as you inhale and contract it as you exhale. Daoist breathing is just the reverse (Figure 6-25).

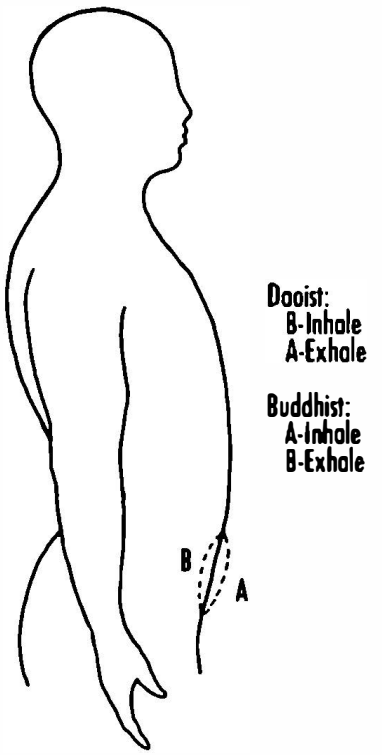

Figure 6-25. Daoist and Buddhist Breathing

Generally speaking, Buddhist breathing is more relaxed than Daoist breathing. Though Daoist breathing is more tense and harder to train, it is more efficient in expanding the Guardian Qi (Wei Qi, 卫气) and in martial applications. This point can be clarified if you pay attention to the everyday movements of your abdomen. Normally, if you are relaxed or not doing a heavy job, you will see that you are using Buddhist breathing. However, if you are doing heavy work and exerting a lot of force, for example pushing a car or lifting a heavy box, then you will find that your abdomen tenses and expands when you push or lift.

Try this very simple experiment. Put one hand on your abdomen, and hold the other in front of you. Exhale, and imagine that you are pushing something very heavy. (You exhale because exhaling is Yang, and it enables you to manifest your force externally.) When you do this you will find that your abdomen expands as you exhale. This is the way that Qi balances in Qigong: while one flow of Qi is outward, the other flow is inward to the Dan Tian. Weightlifters often wear a wide belt when they work out

to strengthen the Qi balance in the abdomen. This enables them to lift more weight.

You can see that both Buddhist and Daoist breathing methods are totally natural ways of breathing, and which you do depends on the circumstances. Buddhist breathing is more relaxed and less aggressive, while Daoist breathing is more expressive and aggressive in demonstrating the power of Qi. It is suggested that beginners start with Buddhist breathing. After you have mastered it, you should then practice Daoist breathing. There is no conflict. After you practice for a while, you will find that you can switch from one to the other very easily.

Huiyin and Anus Coordination

After you have practiced abdominal exercises for about three to five weeks, you may feel the abdomen get warmer and warmer every time you practice. After continued practice, the abdomen will start to tremble and shake each time after you start the fire. This means that Qi has accumulated at the Dan Tian and is about to overflow. At this time you should start to coordinate your breathing and abdominal movement with the movement of your Huiyin (Co-1, 會陰)(literally "Meet the Yin") cavity and anus to lead the Qi to the tailbone (Weilu cavity, 尾閭).

The technique is very simple. If you are doing the Buddhist breathing, every time you inhale, gently expand your Huiyin and anus; when you exhale you hold them up gently. If you are doing Daoist breathing, the movement of the Huiyin and anus is reversed: when you inhale you gently hold them up and when you exhale, you gently push them out. This up and down practice with the anus is called "Song Gang" (鬆肛) and "Bi Gang" (閉肛)(loosen the anus and close the anus). When you move your Huiyin and anus, you must be relaxed and gentle, and must avoid all tension. If you tense them, the Qi will stagnate there and will not be able to flow smoothly.

The trick of holding up and loosening the Huiyin and anus is extremely important in Nei Dan Qigong. It is the first key to changing the body from Yin to Yang and from Yang to Yin. The bottom of your body is where the Conception (Yin) and Governing (Yang) Vessels meet. It is also the key to opening the first gate, which will be discussed next.

The Three Gates

The three gates in Chinese meditation are called "San Guan" (三關). There are three places along the course of the Small Circulation where the Qi is most commonly stagnant. Before you can fill up the Conception and Governing Vessels and circulate Qi smoothly, you must open these three gates. The three gates are:

- **Tailbone.** (Weilu in Qigong and Changqiang in acupuncture)(尾閭 · 長強). Because there is only a thin layer of muscle on the tailbone, the Qi vessel there is narrow, and can easily be obstructed. Once you have built up a lot of Qi in the Lower Dan Tian and are ready to start circulating it, the tail-

bone cavity must be open, or the Qi might flow into the legs. Since you are only a beginner, you might not know how to lead the Qi back to its original path. If the Qi stagnates in the legs it could cause problems, perhaps even paralysis of the legs. This danger can be prevented if you sit with your legs crossed during meditation, which will narrow the Qi path from your Dan Tian to the legs and prevent the Qi from overflowing downward.

To prevent this kind of problem, you must know one of the important tricks which is called "Yi Yi Yin Qi" (以意引氣) which means "use your Yi to lead your Qi." Please pay attention to the word "lead." Qi behaves like water—it can be led by the mind, but it cannot be pushed. The more you intend to push the Qi, the more you will tense, and the worse the Qi will circulate. Therefore, the trick is to *always place your Yi ahead of your Qi.* If you can catch this trick, you will find out that the Qi can get through the tailbone cavity in just a few days.

Because there are two big sets of muscles beside the Governing Vessel, whenever there is extra Qi flowing through, these muscles will be slightly energized. The area will feel warm and slightly tense. Sometimes the area will feel slightly numb. All of these verify that Qi has been led to that point.

- **Squeeze the Spine.** (Jiaji in Qigong, Mingmen in the martial arts, and Lingtai in acupuncture)(夾脊 · 命門). The Jiaji gate is located between the sixth and seventh thoracic vertebrae, between the heart. If the Jiaji is blocked and you circulate Qi to it, part of the Qi will flow to the heart and overstress it. This will generally cause the heart to beat faster. If you are scared and pay attention to the heart, you are using your Yi to lead more Qi to it. This will make the situation worse and may conceivably even cause a heart attack.

  The trick of leading Qi through this cavity is to not pay attention to your heart, though you should be aware of it. Instead, place your Yi a few inches above the Jiaji. Since Qi follows the Yi, the Qi will pass through without too much effort.

  Between the tailbone and the neck, you can easily tell when the Qi is passing through because the muscles will feel numb, tense, or warm.

- **Jade Pillow.** (Yuzhen in Qigong and Fengfu in acupuncture)(玉枕 · 風府). The Jade Pillow cavity is the last gate which you must open. The cavity is so named because it is located in that part of your body which rests on a pillow, which the Chinese liked to make out of jade. There is not much muscle in this area, and so the path of the Governing Vessel is narrow, and easily constricted. This lack of muscle creates another problem. Because

most of the spine is surrounded by layers of muscle, it is easy to gauge where the Qi is because of the response of the muscles. However, from the Jade Pillow up over the head there is very little muscle, and it is harder to tell what is happening with the Qi. This is especially confusing for beginners, but if you take it easy and proceed carefully, you will soon learn to recognize the new clues. For some people, when the Qi passes through the Jade Pillow cavity it feels like insects walking over their heads. Other people feel numbness or itching.

Be very conscientious when you move Qi through this area. If you do not lead the Qi in the right path, the Qi may spread over your head. If it is not kept near the surface, it may enter your brain and affect your thinking. It is said that this can cause permanent damage to the brain.

Breathing and Qi Circulation

In Qigong, breathing is considered your strategy. Although there is only one goal, there can be many strategies. It is the same as when you are playing chess with someone. Although you both have the same goal, and want to checkmate the other's king, there are many different ways you can go about it. Chinese Qigong has developed at least 13 different strategies or methods of training. It is hard to say which is the best breathing strategy. It depends on the individual's understanding, the depth of his Qigong practice, and his training goals.

When you train using your breathing to lead the Qi, you should always pay attention to several things. The first is keeping the tip of your tongue touching the roof of your mouth. This connects the Yin (Conception) and Yang (Governing) vessels. This process is called "Da Qiao" (搭橋) which means "building a bridge." This allows the Qi to circulate smoothly between the Yin and Yang vessels. The bridge also causes your mouth to generate saliva, which keeps your throat moist during meditation. The area beneath the tongue where saliva is generated is called Tian Chi (天池) (heavenly pond).

The second thing you need to pay attention to is the strength of your Yi, and how effectively it is leading the Qi. The third thing is how much is your Shen able to follow the breathing strategy? It is said: "Shen Xi Xiang Yi" (神息相依), which means "spirit and breathing mutually rely on each other." As long as the Qi can be led effectively and the Shen can be raised strongly while the body is relaxed and the mind calm, the breathing strategy is effective.

We would like to recommend several breathing strategies which are commonly used to lead the Qi in training the Small Circulation.

Daoist Breathing Strategy. As discussed earlier, Daoists use reverse breathing, whereby the abdomen draws in as you inhale, and expands as you exhale. This type of breathing reflects and augments the expanding and withdrawing of the Qi. As you exhale, the Qi can be expanded to the skin, the limbs, or even beyond the skin; while

as you inhale the Qi can be drawn deep into the marrow. Reverse breathing is the natural way your body breathes when you want to get power out. The martial arts use this strategy of exhaling while the abdomen expands. The disadvantage of reverse breathing is that it is harder for beginners. When you do not do reverse breathing correctly, you will feel tension in your abdomen and a buildup of pressure in your solar plexus. This significantly affects the internal Qi circulation. To avoid this, it is highly recommended that Qigong beginners start with Buddhist breathing. Only when breathing this way is easy, natural, and comfortable should you switch to the Daoist reverse breathing.

There are two common ways to use the Daoist breathing to lead the Qi for Small Circulation, one with two inhalations and exhalations per cycle, and the other with one inhalation and exhalation per cycle.

- **Two Breath Cycle.** In your first inhale (Figure 6-26), lead the Qi to the Lower Dan Tian; when you exhale, lead the Qi from the Lower Dan Tian to the tailbone. As you inhale again, lead the Qi from the tailbone up along the spine to the level of the shoulders; and as you exhale, lead the Qi over the head to the nose to complete the cycle.
- **One Breath Cycle.** On the inhale (Figure 6-27), lead the Qi from the nose to the tailbone; and on the exhale, lead the Qi from the tailbone to the nose to complete the cycle.

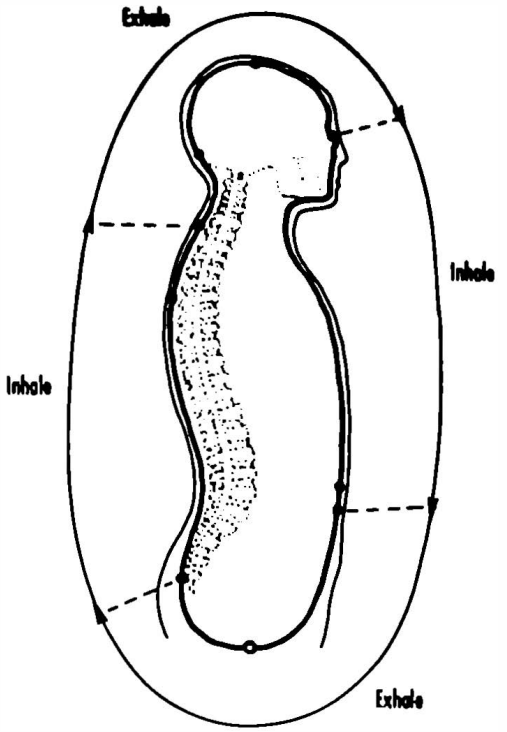

Figure 6-26. Two Breath Daoist Breathing Cycle

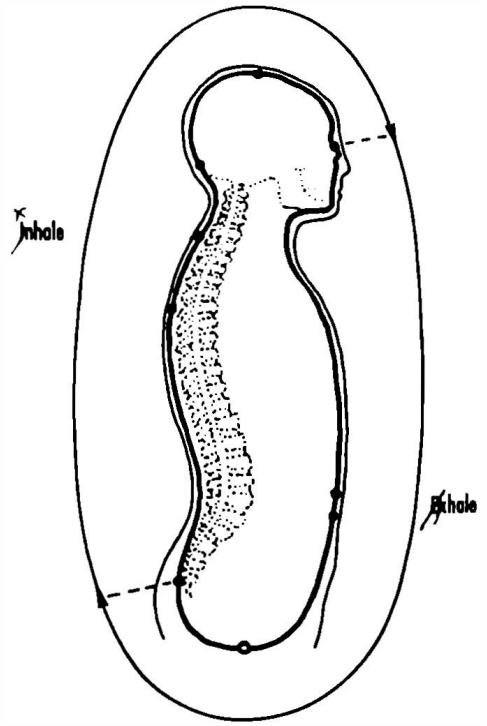

Figure 6-27. One Breath Daoist Breathing Cycle

Buddhist Breathing Strategy. The Buddhists usually use the one breath cycle, but this does not mean you cannot use a two breath cycle. As long as you follow the rules, you can experiment with many breathing strategies by yourself.

- **One Breath Cycle.** When you inhale (Figure 6-28), your mind leads the Qi from the nose to the tailbone; and when you exhale, it leads the Qi from the tailbone to the nose to complete the cycle.

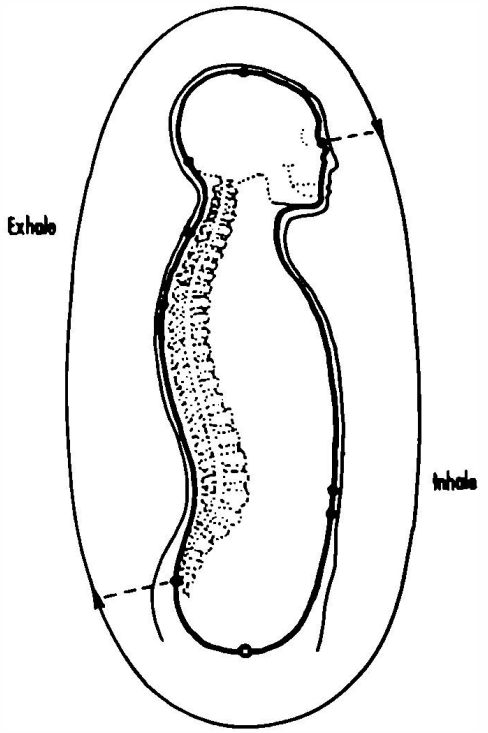

Figure 6-28. One Breath Buddhist Breathing Cycle

When to Practice

According to the documents, there are three times in the day which are considered the best times for practice: before midnight, dawn, and after noon (between one and two o'clock). If you cannot meditate three times a day, you should meditate in the morning and evening, and skip the afternoon session.

Postures for Practice

When you practice in the morning and afternoon, it is recommended that you face the east to absorb the energy from the sun and to coordinate with the rotation of the earth. For the evening session, you should face south to take advantage of the earth's magnetic field.

When you meditate, you should sit with your legs crossed on a mat or cushion about three inches thick. The tongue should touch the roof of the mouth to connect the Yin and Yang vessels.

Once you have opened up the three gates and circulated the Qi smoothly in the Conception and Governing Vessels, you should then continue meditating to build up the Qi more strongly and to learn to store the Qi in these two Qi reservoirs. Opening up the gates may take only a few months, but building up the Qi to an abundant level may take you many years of continued practice. At this stage, the more you practice, the more Qi you will accumulate. Remember: ***abundant Qi storage is the foundation of good health and further Qigong training.*** It is a requirement for developing the Grand Circulation, which we will discuss next.

6.6.2 Grand Circulation

Grand Circulation training can also be either Nei Dan or Wai Dan. In Nei Dan Grand Circulation, Qi is built up in the body and expanded out to the limbs and skin. This is usually done through still meditation.

In Wai Dan Grand Circulation, Qi is first built up locally in the limbs through special exercises. This usually involves tensing the muscles and tendons. Later, this local Qi is connected with the internal Qi of the body to complete the Grand Circulation.

A third method, and the most effective, of developing Grand Circulation is to combine both Nei Dan and Wai Dan at the same time. In this method, while you are doing the Wai Dan exercises, your mind is leading the Qi from your abdomen to your limbs. Your muscles and tendons need to be as relaxed as possible to allow the Qi to move smoothly from your center to your limbs. Many internal martial styles use this combined method to complete the Grand Circulation.

Nei Dan Grand Circulation

Five Gates Breathing. The first step of Nei Dan Grand Circulation training is learning how to do Qi breathing through the five gates. The five gates include the head (including the Upper Dan Tian and Baihui, Gv-20, 百会), the two Laogong (P-8, 劳宫) cavities in the centers of the palms, and the two Yongquan (K-1, 涌泉) cavities on the soles of the feet. In section 4-3 we introduced the concept of five gates breathing. Here we hope to lead you to a deeper level of understanding and practice.

According to Chinese medical science, the two Laogong gates in the centers of the palms belong to the Pericardium Qi channel, and they can be used to regulate the Heart Fire. Whenever the Qi in the heart is too Yang, it is led to the Laogong and released out of the body. Your heart is a very sensitive organ and its Qi level must be correct. If your heart is too Yang you can suffer a heart attack.

It is the same with the Yongquan cavities on the soles of the feet. They can be used to regulate another vital organ, the Kidney. The Kidney is classified as Water, and its Qi level is also critical for your health.

The last gate is on the head. For a Qigong beginner, this gate is the Baihui on the top of your head. For an advanced Qigong practitioner, it is the Upper Dan Tian. When an advanced Qigong practitioner is able to use the Upper Dan Tian for Qi breathing, it is called "Shen Xi" (神息), or "spirit breathing." The above five gates are also commonly called "Wu Xin" (五心), or "the five centers."

In this training, when you inhale you lead the Qi from the five centers or gates to the Lower Dan Tian, and when you exhale you lead the Qi to the five gates (Figure 6-29). Naturally, the secret key to effectively leading the Qi inward and outward is through the coordination of the Huiyin (Co-1, 会阴) and anus. It is very common for beginners to practice first with only the two Laogong or the two Yongquan cavities,

and only later to combine them. According to my personal experience, the Daoist reverse breathing strategy can help to accomplish this training earlier and more effectively.

This training can be done lying down, sitting, or standing up. The posture is not important as long as the body is relaxed and the Qi can be led smoothly to the gates.

Body Expanding Breathing. Body expanding training is also called "Ti Xi" (体息) (body breathing) or "Fu Xi" (肤息) (skin breathing). After you have mastered the skill of five gates breathing, you should then learn body breathing. This training teaches you to lead the Qi to every pore in your skin. When you have accomplished this, you will be able to effectively lead the Qi to energize the muscles to reach their maximum power.



Figure 6-29. Five Gates Qi Breathing

Since we have discussed body breathing in Chapter 4, we will only review the concept of the training here. Imagine that you are a beach ball. When you inhale you lead the Qi to the Lower Dan Tian, and when you exhale you expand the Qi to the surface of your skin so that you feel like you are inflating your body. Your posture should be easy and comfortable.

Yin and Yang Channels Breathing. After you have grasped the secret of five gates and body breathing, you should enter the final stage of the Nei Dan Grand Circulation breathing. In this stage you also switch the gate on your head from the Baihui to the Upper Dan Tian. The purpose of this training is to circulate the Qi in your Yin and Yang channels through your breathing, mind, and the coordination of your Huiyin and anus.

In this training, when you inhale, you lead the Qi from the inner side of your limbs (Yin Channels) to the Lower Dan Tian, and then upward through the center of your body to the Upper Dan Tian (Figure 6-30). When you do this correctly you will feel a strong Qi flow, which gathers at the Upper Dan Tian. The verification that you are doing this practice correctly will be a slight feeling of tenseness and warmth in the Upper Dan Tian.

When you exhale, relax your Upper Dan Tian and lead the Qi upward out the top of your head, and then to the external sides of your arms and legs. The Qi passes through your fingers and toes to the centers of your palms and soles. When you are doing this, the Lower Dan Tian is expanding (reverse breathing) and the Huiyin and anus are expanding slightly. You will feel a strong Qi flow on the surface of your back and the external part of your limbs. Again, the posture is not important as long as you feel relaxed and comfortable.

Da Mo Wai Dan Grand Circulation

The Wai Dan Grand Circulation exercise set of Da Mo's Yi Jin Jing is well known. In later years, many other sets were created based upon the same theory and using the same format. Here, we will introduce only two sets: the Fist Set which is considered to be the original, and a Palm Set which was created later. In this training, in the beginning you tense up part of your limbs and at the same time concentrate your mind there. Qi is gradually built up in the area which you are exercising. Although Da Mo's exercises start with tensing the muscles and tendons, after you have trained for a while you should gradually start relaxing the muscles and tendons. This will allow the Qi built up in the limbs to connect with the Qi you have built up in your body through Small Circulation training.

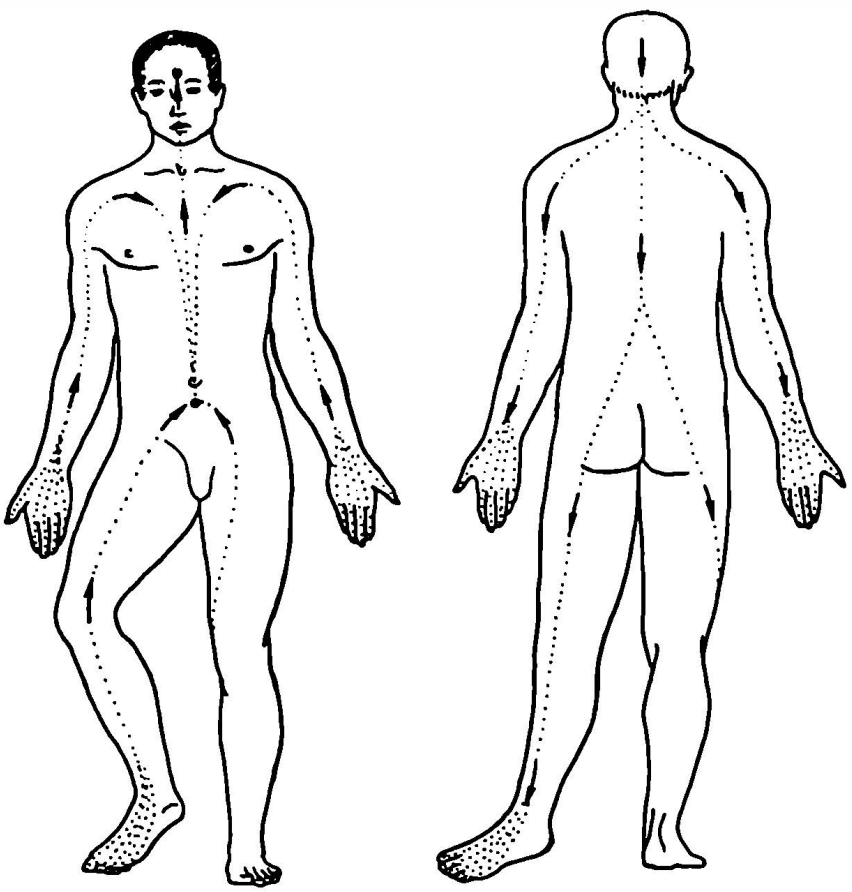

Figure 6-30. Yin and Yang Channels Qi Breathing

Fist Set

This exercise set was originally designed for the second and third years of Yi Jin Jing training. However, because of its effectiveness, many people train it to maintain their health or increase the Qi in their arms, even without completing the first year of Yi Jin Jing training. Later on, you will learn from the Yi Jin Jing training schedule that it should not be started before the completion of the first year of training. When you practice this set, you should continue from one form to the next without stopping. You build up Qi first in the wrist, and then move sequentially to the hands, arms, and chest. If you do not follow this order, the Qi you build up will not be connected from your hands to your body. If you intend to build up the muscles in your arms and shoulders, every time you exhale you should tense up the area you are training. However, if you do not want to overstress and build up your muscles, you should relax and build up a strong Yi to lead the Qi to the areas being trained. You should repeat each form fifty times. The entire set takes about ninety minutes to complete. Beginners may find that they feel dizzy and weak after five forms. If this happens, stop and rest. After you train for a while, you will find that you can gradually increase the number of forms, until you can finally complete the training. Alternatively, a beginner may do all twelve forms, but reduce the number of repetition. When you feel stronger, increase the repetitions until you reach 50.

Form 1. Hold the hands beside the body with the palms facing down and thumbs extended toward the body (Figure 6-31). Keep the elbows bent. Mentally push the palms down while exhaling, and relax them when you inhale. This form will build the Qi in the wrists, and the palms and wrists should feel warm after 50 repetitions.

Form 2. Without moving the arms, close your hands into fists with palms facing down and thumbs extended toward the body (Figure 6-32). Mentally tighten the fists and push the thumbs backwards when exhaling; relax when inhaling. The fists are kept bent backwards to retain the energy built up in the wrists in the first form.

Form 3. Again without moving the arms, turn the fists so that the palms face each other and place the thumbs over the fingers, like a normal fist (Figure 6-33). Mentally tighten the fists when exhaling, relax when inhaling. The muscles and nerves of the arms will be stimulated, and energy will accumulate there.

Form 4. Extend the arms straight in front of the body, palms still facing each other (Figure 6-34). With the hands still in normal fists, mentally tighten them when exhaling; relax when inhaling. This will build up energy in the shoulders and chest.



Figure 6-31. Form #1 of the Da Mo Fist Set



Figure 6-32. Form #2 of the Da Mo Fist Set



Figure 6-33. Form #3 of the Da Mo Fist Set



Figure 6-34. Form #4 of the Da Mo Fist Set

Form 5. Extend the arms straight up, hands still in fists, palms facing each other (Figure 6-35). Mentally tighten the fists when exhaling; relax when inhaling. This builds energy in the shoulders, neck, and sides.



Figure 6-35. Form #5 of the Da Mo Fist Set

Form 6. Lower the arms so that the upper arms are parallel with the ground, the elbows bent and the fists by the ears, palms forward (Figure 6-36). Mentally tighten the fists when exhaling; relax when inhaling. This builds energy in the sides, chest, and upper arms.

Form 7. Extend the arms straight out to the sides with the palms facing forward (Figure 6-37). Mentally tighten the fists when exhaling; relax when inhaling. This form will build energy in the shoulders, chest, and back.

Form 8. Extend the arms straight in front of the body with the palms facing each other, but with the elbows bent slightly to create a rounded effect with the arms (Figure 6-38). Mentally tighten the fists and guide the accumulated energy through the arms to the fists when exhaling; relax when inhaling.

Form 9. Pull the fists toward the body, bending the elbows (Figure 6-39). The fists are just in front of the face, palms forward. Mentally tighten the fists when exhaling; relax when inhaling. This form is similar to Form 6 above, but the fists are closer together and forward, so a different set of muscles is stressed. It intensifies the flow of energy through the arms.



Figure 6-36. Form #6 of the Da Mo Fist Set



Figure 6-37. Form #7 of the Da Mo Fist Set



Figure 6-38. Form #8 of the Da Mo Fist Set



Figure 6-39. Form #9 of the Da Mo Fist Set



Figure 6-40. Form #10 of the Da Mo Fist Set



Figure 6-41. Form #11 of the Da Mo Fist Set

Form 10. Raise the forearms vertically, fists face forward, upper arms out to the sides and parallel with the floor (Figure 6-40). Mentally tighten the fists when exhaling, relax when inhaling. This form will circulate the built up energy in the shoulder area.

Form 11. Keeping the elbows bent, lower the fists until they are in front of the lower abdomen, palms down (Figure 6-41). Mentally tighten the fists and guide the energy to circulate in the arms when exhaling, relax when inhaling. This is the first recovery form.

Form 12. Raise the arms straight out in front of the body, palms open, facing up (Figure 6-42). Imagine lifting up when exhaling, relax when inhaling. This is the second recovery form.



Figure 6-42. Form #12 of the Da Mo Fist Set



Figure 6-43. Form #1 of the Da Mo Palm Set



Figure 6-44. Form #2 of the Da Mo Palm Set

After practicing, stand a while with the arms hanging loosely at the sides. Breathe regularly, relax, and feel the energy redistribute itself for a few minutes. You can also walk around slowly until you feel comfortable.

Palm Set

Although the Palm Set is also considered part of the Yi Jin Jing, it was actually developed later, based on the same theory as the Fist Set. It is believed that after one has completed the training of the Fist Set, he should continue to practice the Palm Set and learn how to lead the Qi beyond his body through the palms and fingers. Simply put, the Fist Set increases and stores Qi in the body, while the Palm Set teaches you how to lead this Qi to interact with the Qi around you.

Because the Palm Set was derived from the Fist Set, all of the training rules and theory remain the same.

Form 1. Palms face the floor, while the fingers point out to the sides (Figure 6-43). Mentally push down when exhaling, relax when inhaling.

Form 2. Palms face the body, fingers pointing down (Figure 6-44). Mentally push in when exhaling, relax when inhaling.

File (Cuo, 搓). Cuo means to file or rub. In Cuo, your hands rub against the skin until heat is generated. Cuo is also used for the penis, which will be discussed later.

- Hand Knife Gong (Shou Dao Gong, 手刀功). Use the edge of both hands to rub and file near the top of the scrotum (Figure 8-6). This exercise has two purposes. One is to stimulate and clear the vas deferens, the other is to toughen the skin in preparation for the hanging exercises, which will be discussed later.

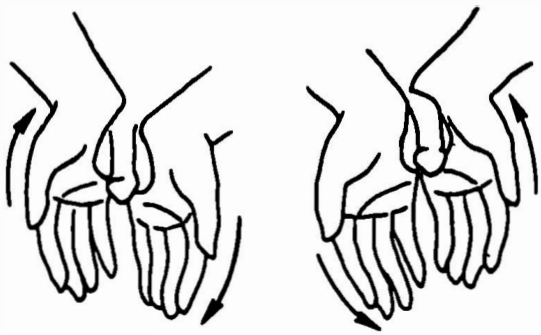

Figure 8-6. Hand Knife Gong (Shou Dao Gong)

Slap (Pai, 拍). Pai means to pat or slap.

- Hand Pat Gong (Shou Pai Gong, 手拍功). Practice this in the morning, after you have gone to the toilet. When you practice, face the east, your eyes half closed; squat down into a horse stance. Hold the root of your penis with your left hand, and slap your scrotum with your right hand. Start hitting lightly, and gradually increase the force. At every slap, inhale, pull in the anus, open your eyes and stare at a distant point (Figure 8-7).

Figure 8-7. Hand Pat Gong (Shou Pai Gong)

Collect (Zan, 攒). Zan means to collect.

- Turning the Pearl Gong (Zhuan Zhu Gong, 转珠功). Zan means to collect or to hold something together. Hold both testicles in one hand and roll them around in a circle like you would two small balls, then do the same with your other hand for the same number of times. When you circle the testicles, do not press them. Simply move them around in a circle in your hand (Figure 8-8).

Figure 8-8. Turning the Pearl Gong (Zhuan Zhu Gong)

Jade Stem Training (Yu Jing Gong, 玉莖功) or Side Grindstone Training (Heng Mo Xing Gong, 橫磨行功)-Penis Stimulation Training

Yu (玉) is jade and implies something precious, and Jing (莖) means stem, which implies the penis. Heng (橫) in Chinese means sideways, Mo (磨) means grindstone. When a cylindrical grindstone was used it was put sideways on a flat place to do the grinding. Heng Mo has also been commonly used by the Daoists to refer to the penis. Xing Gong (行功) means to do the training.

The penis is a very sensitive organ. Stimulating it increases sexual desire and also the production of semen. This training will help you get used to the stimulation, and will increase your endurance during intercourse. In Xi Sui Jing Qigong training you must train yourself so that you can ejaculate or hold as you choose. This is what is meant by: "Withdraw or release depends on me, follow and give, I choose the person."

The documents discussed in the last chapter each have a paragraph listing the penis training:

> *For the penis, the secret training words are: say Hold (Wo), say Bind (Shu), say Nourish (Yang), say Swallow (Yan), say Draw In/Absorb (She), say Hold Up (Ti), say Close (Bi), say Swing (Shuai).*

> *On the Jade Stem (penis), say Swallow (Yan), say Swing (Shuai) say Caress (Fu), say Wash (Xi), say Bind (Shu), say Nourish (Yang), say File (Cuo).*

All of these techniques are used to increase semen production, except Hold and Hold Up, which are used in the Qi sublimation training. Hold and Hold Up will be discussed in the next section. Among the others, Swallow, Draw/Absorb, and Close are considered Nei Dan trainings, while all the others are Wai Dan stimulation practices. First we will discuss the Wai Dan techniques, and then the Nei Dan ones.

Nourish (Yang, 養); Wash (Xi, 洗). Yang (養) means to raise, to nourish. Xi (洗) means to wash. I am placing these two words together because I believe that they refer to the same training. This training is mentioned in several places in the documents. One of the documents says:

> *Nourish is to use the stove and vessel to warm and nourish.*

This means you should place your penis in a vessel with warm water or herbal liquid to warm and nourish it. The other document explains more about this training. It says:

About Wash, use the herb water to wash twice every day. One (purpose) is the smooth circulation of blood and Qi, one is for (treating) the old skin. About Nourish, training completed and the object is big and strong, in every war (you will) defeat others, (this) is its original duty. But (if you're) afraid (it has become) lazy, or (you have) other worries, first use the old vessel, nourish it sometimes. About Nourish, means use warmth (i.e., warm water or warm herbal solution) to nourish it peacefully. Do not loosen and tighten suddenly. Must make (it) get used to the war, then (you) will not lose.

You can see from these documents that in Wash and Nourish you place your penis into a vessel filled with an herbal solution or simply warm water. The prescription will be listed in Appendix A. The main purposes are to increase the circulation of the blood and Qi and also to increase the endurance of the penis to stimulation. Some other sources mention that to Wash and to Nourish means to place your penis alternately into warm and cold water to stimulate it. Other documents claim that the vessel referred to is the woman's vagina, where you nourish yourself by absorbing Qi from her.

Bind (Shu, 束). Shu (束) means to bind or to tie up. One of the documents says:

Bind is to use soft cotton to bind the root (penis).

The other one says:

About Bind (Shu), after (the above) training, (afterthe) washing (is) completed, use soft cotton to make a rope, bind the stem and root, loose and tight just right, the purpose is so that it will be constantly extended and won't bend.

When you train this word, first stimulate your penis until it is stiff. Then tie a rope made of soft cloth around the root of the penis. Inhale and pull in your abdomen and anus, then exhale, expanding your abdomen and relaxing your anus. While your are exhaling, use your mind to expand the penis. This training is simply to increase your mind's control over the penis.

Swing (Shuai, 摔). Shuai (摔) means to swing or to castaway. When you train this word, you squat down in a horse stance, then you use the first two fingers of one hand to grab the root of the penis and swing it from side to side. Swing fifty times and then repeat another fifty times with the other hand.

Caress (Fu, 抚). Fu (抚) means to touch or rub lightly with the hand. To train this word, hold your penis tightly with one hand, with the head of the penis protruding.

Use the palm and fingers of the other hand to caress and lightly rub the head of the penis with a circular motion. Repeat fifty times and then change hands and repeat another fifty times.

File (Cuo, 搓). Cuo (搓) means to rub against each other. When you train this word, sandwich your penis between both palms and rub your hands forward and backward about fifty times.

8.4.1 Nei Dan Training

The methods of increasing semen production through physical stimulation (Wai Dan) described above are easy and effective. However, they will also stimulate an increase in the production of hormones, which will increase your sexual desires. You must therefore also regulate your mind to stop thinking about sex. If you lapse and indulge in sex, all of your training will have been in vain.

Some practitioners believe that the production of semen can also be increased by the use of your imagination. The problem is that when you stimulate your semen production through imagination, the fantasizing usually also increases your sexual desire. This will disturb and scatter your mind, and affect your training. However, if you have a strong will and are able to handle your emotions, mental stimulation is one of the most effective ways. As for mental stimulation, everyone has his own fantasies and dreams, which are the best way for him to achieve the purpose.

Although mental stimulation is an effective way of producing semen, the Chinese Buddhists consider it to be an improper way to train. They believe that you should get rid of your emotions and set yourself free from the bondage of desire.

Although physical stimulation is sometimes mentioned in Buddhist Qigong documents, it is believed that most Buddhist Qigong practitioners prefer the production of semen through Nei Dan training. Theoretically, in the Nei Dan training you use your mind and different breathing techniques to lead the Qi to the groin and energize the penis and testicles at the same time. Naturally, these methods are more difficult than those used in Wai Dan, and you won't see results in a short time. However, after you train for a while and have grasped the trick of leading Qi to the groin, you may practice anywhere and anytime you want. Most important of all, your mind will be much calmer and more peaceful without the emotional disturbance. According to the available documents, there are three techniques which are commonly used in the Nei Dan practice: Swallow, Draw In/Absorb, and Close.

Swallow (Yan. 咽)

In order to understand the trick of this technique, we should first look at what the two documents say about it. The first one says:

> *Swallow is the breathing in the cavities (Xue).*

The second document says:

> *For the Swallow word, at the beginning of the training, first inhale a mouthful of fresh air; use Yi (the mind) to swallow it, silently send it to the chest. Then again inhale a mouthful of air, send it to the navel, again swallow a mouthful, and send it to the bottom to the training place.*

The first document tells you that the Swallow technique involves breathing in the cavities. The cavities here include the Huang Ting (黃庭)(yellow yard), the Lower Dan Tian (Xia Dan Tian, 下丹田), and the Huiyin (Co-1, 會陰). After you train for a while, you will be able to lead the Qi downward and mix the Fire Qi with the Water Qi at the Huang Ting. This Qi is then led to the Huiyin and the groin area to energize the penis and testicles. When you are leading the Qi to the Huiyin and groin through breathing techniques, all these cavities will also be expanding and withdrawing, and they will also seem to be breathing. This is why Swallow is also called cavity breathing.

The second document teaches you how to do this Swallow technique. You should squat down in a horse stance with both fists in front of your thighs, inhale and pay attention to the Fire Qi in your Middle Dan Tian (Zhong Dan Tian, 中丹田)(solar plexus), and then exhale smoothly. Inhale again, and use your mind to lead the Fire Qi to the Huang Ting at the same time that you lead the Water Qi from the Lower Dan Tian to Huang Ting. When you exhale, relax your mind and body and let the Fire and Water Qi mix (interact) together. Inhale once more and use your Yi to lead the Qi to the Huiyin and groin. When you exhale, expand your groin (Figure 8-9). When you train, you must continuously hold up your anus and Huiyin (Magic Gate). This will stop the Qi from reaching the tailbone and Magic Gate, and lead it to the groin. If you train every day you will find that in a short time you will be able to lead the Qi to the groin and energize it as you wish.

Draw In/Absorb (She, 攝)

Draw In/Absorb is a technique which allows you to absorb Qi from or exchange it with nature or a training partner. Strictly speaking, a Buddhist Qigong practitioner would prefer to absorb or exchange Qi from nature, while a Daoist would use both nature and a partner. The Daoists say: "Yin and Yang are not necessarily distinguished by male or female, Yin and Yang can be just the body's strength or weakness."[1] They also say: "Two men can graft and plant and a pair of women can adapt and nourish."[2] This means that, in obtaining Qi nourishment from a partner, male or female is not important. For example, a teenage boy can be very strong and Yang, and an old man weak and Yin. Therefore, through mutual Qi transportation the Qi of both can be balanced to their mutual benefit. The Daoists also studied how men and women can

transport Qi and nourish each other through sexual activity. Naturally, these techniques have never been adapted by the Buddhists. In the Buddhist Draw In/Absorb training, they train absorbing Qi from nature and also from a partner through still meditation. Next, we will discuss the methods of absorbing natural Qi, and then we will consider the non-sexual methods for exchanging Qi with a partner through still meditation.



Figure 8-9. The Posture for Swallow Training

Draw In/Absorb from Nature. The main sources of the energy you try to absorb are the sun, the moon, and the earth. The sun and the moon radiate electromagnetic energy onto the surface of the earth. If you know how to absorb and use this energy to nourish your body, you will find that it speeds up your training. In the wintertime, when your body is more Yin, you like to expose your body to the sun and absorb its radiation. However, it is important to understand the correct timing. For example, in the summertime both your body and the sun are very Yang, and so you should not try to absorb the sun's Qi except in the early morning. However, when you practice this exercise, you don't just absorb the energy into your skin, you use Yi and breathing coordination to draw it deep into your body. Once you know how, you can use this natural energy to nourish almost anywhere in your body. For example, you can lead it to your groin to stimulate Essence production, or to the marrow to clean it, or you can lead it to nourish your brain. Naturally, you must know how to balance Yin and Yang, because too much of the energy can make your body too Yang and cause problems.

To absorb earth energy or Qi is to absorb the magnetic energy generated in the center of the earth. If you know how, you can use this magnetic Qi to smooth out your Qi circulation and find your mental balance. For example, if you are in the Northern Hemisphere, you should face south when you sleep or meditate. This lines you up with the earth's magnetic field and helps you to best absorb the magnetic Qi. This is discussed in detail in my book: *The Root of Chinese Qigong.*

Before we discuss further about how to absorb natural energy to stimulate your Essence production, we would like to translate a section of the document.

Absorb the (Nature) Essence Gong
採精華功

The Essence of extreme Yang, the refinement of extreme Yin, (when) the two Qis interact harmoniously, it derives into and gives birth to millions of living things. Ancient people who were good at picking up and swallowing (i.e., absorbing these Essences), (after) long long (absorbing) they all became fairies. Its methods were kept secret, people in the world did not know. Even when there were some who knew, they endured no perseverance and strong will, and further were without patience, so therefore it was worthless even when they knew, and there were few who achieved (success).

太陽之精，太陰之華，二氣交融，化生萬物。古人善採咽者，久久皆仙，其法祕密，世人莫之；即有知者，苦無堅志，且無恆心，是為虛負居諸，而成者少也。

It has been mentioned several times in previous documents that the millions of living things are generated from the harmonious interaction of Yin and Yang. These methods of absorbing the natural Yin and Yang are able to make you "immortal," or a "fairy." Absorbing is commonly called "Cai Yan" (採咽), or "picking up and swallowing." However, knowing about the methods is not enough, for without strong will, perseverance, and patience you will not succeed.

Whoever is training internal (Qigong), from the beginning of the training to his success, and finally his death, no matter (whether he is) at leisure or busy, he cannot discontinue. If the training of picking up and swallowing is not discontinuous, then it is not hard to become a fairy or Buddha. The reason for picking up and swallowing is to take the Essence of Yin and Yang, (and use it) to benefit (i.e., nourish) my Shen and wisdom, enabling (me) to gradually remove the condensation and stagnation and (help) the clean spirit grow daily; millions of sicknesses will not be generated. It is of the greatest benefit.

凡行內練者，自初功始，至於成功，以致終身，勿論門忙，不可間斷。若採咽之功無有間斷，則仙佛不難於成。其所以採咽，蓋取陰陽精華，益我神智，俾凝滯漸消，清靈日長，萬病不生，良有大益。

The Essence of Yin and Yang means the Essence of the sun and moon, two major natural Qi sources. This training is very important for those people who are training internal Gong. They should train without interruptions or stops. If you are able to train continuously, you will be able to use the natural Qi to nourish and raise your

spirit, as well as to nourish your brain to increase your wisdom. Furthermore, this Qigong can remove condensed and stagnant Qi.

> *The method for the sun—choose the first day of the lunar month. It is said that at the beginning of the moon, its Qi is new and therefore it is good to pick up the sun Essence. For the moon (Essence), choose the fifteenth day of the moon (i.e., month). It is said the gold water is full and the Qi is abundant. It is good to absorb the Essence of the moon.*
>
> 其法日取於朔，謂於月初之交，其氣方新，堪取日精。
> 月取於望，謂金水盈滿，其氣正旺，堪取月華。

If you want to absorb the Essence of the sun, it is recommended that you train on the first day of the lunar month. The Chinese use the lunar month, and use the term "moon" for "month." Each month normally varies from twenty-eight to thirty days. It is believed that at the beginning of the month, the Qi emitted by the sun is fresh and gentle. The Qi from the sun is classified as Yang (Fire), while the Qi from the moon is classified as Yin (Water).

When you absorb the Essence of the moon you should practice around the fifteenth, or middle, of the month, when the moon is full and its Water Qi is full and abundant.

> *If it is gloomy or raining on the first and fifteenth, or because of business, then choose the second or the third, the sixteenth or seventeenth. You can still condense the Shen and absorb (the Essence). If it passes these six days, then the sun is weakening and the moon is softening, it is insufficient and should not be absorbed.*
>
> 設朔望日遇有陰雨，或值不暇，則取初二、初三、十六、十七，猶可凝神補取；若過此六日，則日虧月虧，虛而不足取也。

You can delay the training a day or two because of rain or business obligations, but if you have to wait longer than this you shouldn't train, because the energy is no longer beneficial. When you train, to absorb effectively you must concentrate your mind and condense your Shen.

> *(When) absorbing the sun's Essence at the beginning of the moon (i.e., lunar month), should be 5 to 8 A.M. when (the sun) has just risen. Stay at a high place and face the sun quietly. Regulate your nose breathing uniformly, absorbing the light's Essence through inhaling, until it is a mouthful. Hold*

your breath and condense your Shen. Then swallow it very finely. Use the Yi to send it down to the center palace (i.e., Lower Dan Tian). This is one swallow. Like this for seven swallows, keep calm for a while, then move to take care of (your) daily affairs without disturbance.

朔取日精，宜寅卯初出時，高處默對，調勻鼻息，道吸光華，令滿一口，閉息凝神，細細咽下，以意送之，至於中宮，是為一咽；如此七咽，靜守片時，然後起行，任從酬應，毫無妨礙。

The best time to absorb the sun's Essence is just when it has risen. At this time the sun is soft, fresh, and getting stronger and stronger. If you wait until the sun is already high, then the Essence will be too Yang and it can harm you to absorb it. When you train, you should sit or stand quietly facing the sun. Regulate your mind and breathing. You should choose a high location because the air is fresher there. When you inhale it seems as if you are taking in the sun's Essence and holding it in your mouth. Next, hold your breath and condense your spirit, swallow the Essence and lead it to the Lower Dan Tian. You should repeat the practice seven times. Then stand quietly for a while, then go calmly about your daily business.

(When) absorbing the moon's Essence on the fifteenth of the (lunar) month, also use the same method. Should be at 8 P.M. to 12 P.M. Pick up and swallow seven times, this is the natural benefit of the heaven and the earth. Only he who has a persevering heart is able to enjoy it. It is only those who have confidence (who) will be able to take it. This is one of the great trainings among the methods, remember do not ignore it and miss it.

望取月華，亦準前法，於戌亥時，採吞七咽，此乃天地自然之利；惟有恆心者，乃能享用之；亦惟有信心，乃能取用之。此為法中之一部大功，切勿忽誤也。

When you train to absorb the moon Essence, the method is the same as when you absorb the sun Essence, except the practice time is from 8 P.M. to midnight. At this time, the Water Qi from the moon is considered to be at its strongest.

You can see that the training methods are quite simple. Whether the training is successful or not depends on your will, patience, and perseverance. This document has given you a general idea of how to absorb natural energy. After you have practiced and experienced this for a while, you will realize that you may absorb almost any Qi which is around you. For example, if you feel your body is too Yang, you can put your arms around a tree and let it regulate your Qi and absorb the excess. You may use the air Qi near a stream to clean your lungs and freshen your mind. Remember that the key to



Figure 8-10. Draw In/Absorb the Natural Qi while Sitting on a Chair



Figure 8-11. Draw In/Absorb the Natural Qi while Sitting on the Floor

success is knowing how to coordinate your Yi and breathing to lead the Qi deep into your body and to release the excess Qi out of your body to reach a balance of Yin and Yang.

Next we will discuss the Absorb methods which can be used to nourish the groin and to help build up the Qi in the Huang Ting. Only one of the sources discusses this technique. It says:

> *Draw In/Absorb is to nourish the body (through) sitting and transporting (Qi).*

Face the sun or moon or other Qi source, sitting on a chair (Figure 8-10) or on the floor (Figure 8-11), and place your hands on your Lower Dan Tian. Pull your toes slightly upward, which will stop the Qi from leaking out from the Bubbling Well (Yongquan, K-1, 涌泉) gates on the bottom of your feet. Then inhale and imagine that you are absorbing the Qi from the source through the Baihui, face, and the skin. While you are doing this, you should hold up your Huiyin and anus slightly. Remember, ***when you hold up your Huiyin and anus, do not tense them. Simply hold them up, using more Yi than physical action.*** If you do not catch the trick of how to hold your Huiyin and anus, the Qi will stagnate there. Furthermore, the muscular tension there

will also cause your stomach to tense, causing problems with your digestive system. The worst problem that a tense Huiyin and anus can cause is that the Qi will become stagnant and you won't be able to lead it to the Huang Ting smoothly. The Huiyin cavity is one of the gates which is called the "tricky gate" (Xuan Guan, 玄關), because whether or not you work with it correctly determines whether or not your training is successful.

When you inhale, use your Yi to lead the Qi to your Huang Ting; and when you exhale, lead the Qi in the Huang Ting to the groin and hold your breath for a couple of seconds. As you do this, imagine that the Qi is filling up the entire groin and energizing it. Naturally, the key to success is again the Huiyin and anus control. While you are doing this, you should hold up your Huiyin and anus during both the inhale and the exhale. If you do not do this, the Qi will pass the Huiyin and enter the Governing Vessel, and you won't achieve the goal.

Mutual Transportation with a Partner. There are many ways of mutually transporting Qi with a partner. We will only discuss two of the common ways. The first one is used to nourish the groin, and the second one is to help each other to complete the Small Circulation.

- **Method 1.** Face each other, with your bodies touching as if you were hugging each other. Your minds should be calm and peaceful so that you can concentrate completely. Match your breathing so that when one inhales, the other exhales. After you have practiced for a while and are matching each other smoothly, you will feel that both of your Qi bodies have united into one. When this happens, you will feel that you are transparent and there is nothing separating you to interfere with the Qi circulation between you. Now, when you exhale, use your Yi to lead the Qi from your body to the partner's body until it reaches the groin. Naturally, your partner should inhale and lead the Qi to his or her groin. After you have completed the process, then your partner exhales while you are inhaling, and you both lead the Qi to nourish your groin. Remember, the most important key to the training is that both of you should hold up your anus and Huiyin gently throughout the practice. The training can last as long as you wish.

  This is only an example of the training that is possible. There are many other methods which can be used. As long as you know the theory, you should be able to find many other ways of transporting Qi to nourish each other.

- **Method 2.** This mutual transportation training is commonly used to help each other complete or enhance the Qi circulation in the Conception and Governing Vessels (Small Circulation). It is only for those who understand the methods of Small Circulation practice. If you are unfamiliar with it, please refer to the book: *Qigong for Health and Martial Arts.*

Sit with crossed legs, with your backs touching. Before you start to exchange the Qi, you should both first calm down your minds and regulate your breathing. The path which you would like to help each other with is from the tailbone (Changqiang, Gv-1, 長強) to the top part of your back. You can transport the Qi in this section of the back either when you are inhaling or exhaling; both ways are acceptable, but both of you must use the same method in order to help each other.

Close (Bi). Close means to close or hold your breath and keep the Qi in the groin area. It is one of the more effective ways of stimulating the groin.

> *Close means slowing down aging and restoring the functioning (of the organs).*

When you stimulate the groin, the production of Essence increases. This maintains your sexual activity and slows aging. The increased production of Essence increases the production of Qi and regenerates the internal organs.

To practice Close, inhale deeply and lead the Qi to the Huang Ting cavity. Then exhale and lead the Qi to the groin, and refrain from inhaling as long as you can. When you do this, it feels like you are inflating a balloon in the groin area. While training, continuously hold up your Huiyin and anus slightly.

Exhale any remaining air you have been holding in five short breaths. This allows you to hold air in your groin even longer. If saliva has accumulated in your mouth, swallow it and lead the Qi to the Lower Dan Tian. After your training, do not go to the toilet. If you do, all of the Qi accumulated in the groin will be lost. As a matter of fact, in all Qigong training, you should not go to the toilet for at least an hour after practice.

8.5 Purifying Qi and Converting It into Shen (Lian Qi Hua Shen) 煉氣化神

This stage is the ten months of pregnancy for the Spirit Embryo. You are now refining the Qi you have converted and leading it upward to the Huang Ting and to the head. This process is called "Lian Qi Sheng Hua" (煉氣昇華), or "to train and sublimate the Qi." In the documents, there is a song about this stage of training. It says:

> *Shen and Qi mutually interact and enter the dark and obscure. The Magic gate (Xuan Guan) gold stamp one point through; five Qis move toward their origins and come to surround it, conquer the hair and wash the marrow, rely on (this) real classic.*

When you lead the Qi to the top to meet your Original Spirit (Original Shen, 元神), this Qi and Original Shen will interact with each other. According to Chinese Qigong, the Upper Dan Tian is the residence of the Shen. This residence is dark and closed (obscure). You must lead the abundant Qi to this residence to interact with your Shen and open the gate. When this happens it is called "Kai Qiao" (開竅), which means "opening the tricky gate." In order to lead the Qi upward, you must learn how to use the golden stamp (the middle finger) to press the point which is called the "Magic Gate" (Xuan Guan or Huiyin, 玄關 · 會陰).

When the Qi is led to the Upper Dan Tian, the spirit can be raised. This raised spirit will be able to effectively govern and regulate the Qi circulation in the body. When you have done this, the Qi circulation for the five Yin organs (heart, liver, spleen, lung, and kidney) will return back to their original Qi level. Once you have reached this stage, you will also be able to lead the Qi into the marrow to clean it and to the surface of the skin to "conquer the hair." This means to stop aging, which is normally visible in the skin and hair.

This stage of training can again be divided into Wai Dan and Nei Dan. It does not matter which method is used, the main purpose is to sublimate the Qi upward to the brain to nourish it and raise up the spirit.

8.5.1 Wai Dan Qi Sublimation

Hang (Zhui, 墜)

The document says:

> *Hang is to refine the Qi and to sublimate it.*

Hanging something from a rope is called Zhui (墜)(to fall, to drop, to hang). Zhui (墜) is one of the most important processes in Daoist Xi Sui Jing Qigong training. It is the hanging which enables you to lead the Qi upward from the vessels in the legs and consequently to increase the efficiency of the Jing-Qi conversion. This process has been used mostly by the Daoists. The Buddhists usually use the Yi and some minor body controls to do the converting. That is considered a Nei Dan conversion process and will be discussed later. Generally speaking, the hanging training is a quicker and more effective way for people whose level of meditation is still shallow. Converting with the Yi is difficult, and requires a lot of experience and a deep knowledge of meditation.

Basically, to train this process you hang a weight from your genitals and swing it back and forth. As the weight pulls down on your genitals, you must have the Yi (intention) of holding upward. This intention of lifting generates the Qi to carry out the lifting, and so the two forces of pulling down and pulling up are balanced. When you use your mind to coordinate this exercise, you will lead the Qi up to the Huang Ting, and also through the Thrusting Vessel to the brain. This process is called "Huan Jing Bu Nao" (還精補腦)(Returning the Semen and Nourishing the Brain).

Before you start the hanging and swinging training, you must first train two things to strengthen the groin.

Preparation.

- Hand Knife Gong (Shou Dao Gong, 手刀功). This training has been discussed in the first stage of training. Simply use the edges of both hands to rub the root of the genitals. This strengthens the area which supports the weight.
- Dragon Tendon Strengthening Gong (Long Jin Ren Gong, 龍筋韌功). Form a ring with your thumb and index finger, and hold the top part of the genitals which is closest to the abdomen (Figure 8-12). Pull down about 80 times, then switch hands and pull another 80 times. This also strengthens the area which holds the weight.

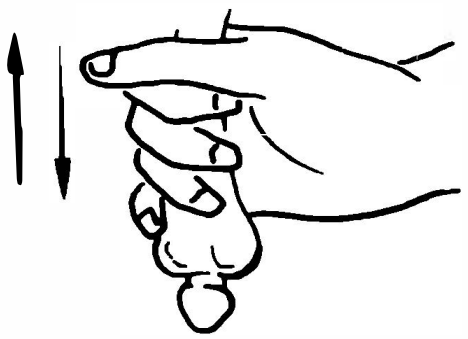

Figure 8-12. Dragon Tendon Strengthening Gong (Long Jin Ren Gong)

Materials Needed for Hanging.

- A piece of silk or satin cloth measuring about four and a half feet by one foot. The edge of the cloth should be sewn to prevent fraying. The cloth is rolled into a rope when used. Satin cloth is used because it is soft and will not cause friction burns during the training. You will also find that with satin it is also easier to untie the knot than with other materials such as cotton.
- Weights. You can buy barbell weights in many sporting goods stores. They have a hole in them that you can slip the cloth through, and they are flat, so they will easily pass between your legs. They are also marked with their weight, so you can know exactly how much you are lifting.

Training Procedure.

- Remove your pants and underpants. You can either sit on the floor, or stand in front of a chair with the weights on it. Tie the satin rope around the top of the genitals close to the abdomen.
- Pass the satin rope through the center hole of the weight and tie the ends. Check that the length is short enough so that the weight will clear the floor when you stand up (Figure 8-13).
- Stand up into Ma Bu (馬步)(horse stance) with your feet shoulder distance apart.
- Swing the weight forward and backward until it becomes uncomfortable. Start with the lightest weight, and slowly increase the number of swings and the weight.

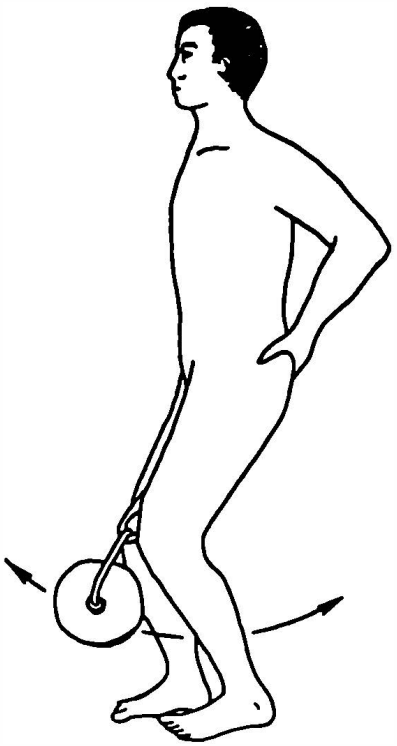

Figure 8-13. Hanging Training

Training Keys.

- Close the mouth.
- The tip of the tongue touches the roof of the mouth.
- Clench your teeth.
- Clasp your hands behind you.
- Hold up your anus and withdraw your penis.
- Breathe normally and uniformly.
- The body is upright.
- Upper body stays relaxed.
- The eyes stare straight ahead.
- Keep your Yi on your Huang Ting or Lower Dan Tian.
- Hold up the Huiyin cavity (Magic Gate).

Diet During Training.

- Keep away from ice cold food and drink; they keep your Qi in your lower digestive system and prevent it from moving upward.
- Do not drink alcohol; it can affect your concentration, judgement, and sensitivity.

- Keep away from strong tastes such as sour, spicy, hot food, and coffee. These foods will usually generate a heavy Qi disturbance in your digesting system. This will also interfere with your leading the Qi upward.

Times to Train.

Past experience indicates that the best time for hanging training is right after midnight. This time is called "Huo Zi Shi" (活子時), or "alive midnight time." This is because right after midnight the Qi is normally gathered in the groin, where it stimulates semen production. It is believed that if you train at this time to lead the Qi upward from the vessels in the legs, you can increase the efficiency of the semen-Qi conversion. The Daoists call leading the Qi upward to the Huang Ting and the brain "Cai Yao" (採藥), or "picking up the elixir." When you know how to pick up this elixir at midnight, it is called "Dang Ling" (當令). This means "seasonable" or "fashionable," and implies that it is the "right time."

Of Special Importance.

- No sex for one hundred days. When you start to train Xi Sui Jing, you should not have sex for the first 100 days. The reason is very simple. In the first 100 days you are building up the Qi in your Huang Ting to an abundant level. If you have sex before you have built up your Qi to a suitable level, you will lose what you have built up. Each time you ejaculate you lose a great amount of semen and Qi.
- Hold up your penis, anus, and Huiyin (Magic Gate) from the beginning to the end of your hanging training. This is the only way you can keep the rising Qi from going up the Governing Vessel (Du Mai, 督脈) and entering the Fire path. When you hold up your penis, anus, and Huiyin the Qi will be led to the Water path and enter the Thrusting Vessel (Chong Mai, 衝脈), which connects to the Huang Ting and the brain.
- After you finish your training, you should not use the toilet for at least one hour. Qi will continue to move upward for a while after you finish training. If you go to the toilet, you will lead the Qi downward and it will pass out of your body. It is therefore a good idea to use the toilet before you start training.
- The amount of weight you use is not important. You do not need a heavy weight to sublimate the Qi upward successfully. You may find that swinging a lighter weight more times is more effective than swinging a greater weight a few times.
- After hanging you should do the beating practice to complete the Qi circle. This leads the Qi into the marrow and to the surface of your body. This stimulation will fill up your entire body with Qi.

- When your penis is erect, do not hang. Many practitioners suggest that you should not hang when your penis is erect lest you injure yourself. However, it depends on how much weight you are hanging and how careful you are.
- Do not hang when ill or recuperating. If you are sick, you should stop your training, and not resume until you have recovered completely. When you are sick your Qi is weakened or disturbed, and the hanging will bring more harm to your body than benefit.
- If your skin is injured by the hanging, stop hanging until it is healed.

Hold (Wo, 握)

There are two sentences in the documents which talk about this key word:

> *Hold is to hold up the kidneys (here meaning testicles) to the top.*

> *For the Hold (Wo) training, always use Bow Qi to reach the top, and (train until it) becomes routine.*

Wo (握) means to hold with the hand. There are two ways of training Wo. In the first one you sit on the edge of a chair so that your genitals hang loose. Rub your hands together until they are warm. Breathe regularly and smoothly. Use one hand to hold the penis with the palm facing down. Then inhale while drawing your abdomen in, and at the same hold your penis tighter and tighter. While you are inhaling, pull in your penis and hold up your Huiyin and anus. This is called "Withdrawing the Sword Gong" (Shou Jian Gong, 收劍功) or "Withdrawing the Turtle Gong" (Shou Gui Gong, 收龜功). After inhaling as much as you can, exhale slowly, and at the same time gradually loosen your grip until it is completely loose; at the same time release your anus. Repeat at least ten times, then repeat the exercise the same number of times with your other hand.

The second way to Wo is to use both hands to hold the testicles and penis, palms up. When you train, you should stand with your feet shoulder-width apart. Calm and center your mind, then sit down. Keep both knees bent, your heels on the floor, and lift up the front of your feet. Rub both hands until they are warm. Finally, use both hands to hold up the testicles and use the thumbs to press and rub them (Figure 8-14). When you are doing this, you must hold up your Magic Gate cavity (Huiyin) in the perineum, and hold in your penis and anus. Keep your mind calm, and breathe deeply and regularly.

Now that you have some idea of the training, I would like to use an ancient poem to explain this key word:

Hands hold the pearl wheel, lift up to Kun Lun (a famous mountain); descend, contain, absorb in, and press heavily; Jing, Qi, and Shen condensed. Qi (is able to) reach four extremities, tongue, teeth, nails, (and) hair; man and heaven united into one, no death, no aging. One holds one rubs, left and right change hands; nine nine the number (i.e., 81 times), the real Yang (Qi) will not walk (away). Large Dao's training, (its) achievement involves creation and variation; sit, meditate into the depths, return the aged to childhood.

手捧珠輪，提上崑崙；降持攝撚，精氣神凝。
氣貫四梢，舌牙甲髮；人天合一，不死不老。
一兜一提，左右換手；九九之數，真陽不走。
大道之行，功參造化；坐息冥冥，返老還童。

When you practice the secret Hold technique, hold your testicles with both hands and lift them up as far as they will go. Kun Lun (崑崙) is one of the highest mountains in China. Chinese people commonly used this mountain to express great height. Here it conveys the idea that you are not only holding your testicles high, but that you are also raising your mind to the top of your head. When you train, it does not matter if you lift, descend, contain, or use the palm to press and rub; in any case your Jing, Qi, Shen will be condensed.

Eventually your Qi will be able to reach the four extremities: tongue, teeth, nails, and hair, and your Qi will be able to combine with the energy in nature (heaven), and you will not age.

When you train, use one hand to hold up the testicles, and use the other to press and rub. After 81 times, change your hands and repeat the process. This procedure is also a method for converting semen to Qi, which will keep the Yang Qi you are generating from being lost.

Once you achieve this large Dao you will be able to improve your life and health. When you train, your mind must be calm and meditating deeply, then you will be able to convert the semen (hormones) into Qi and reach the goal of returning to youth.

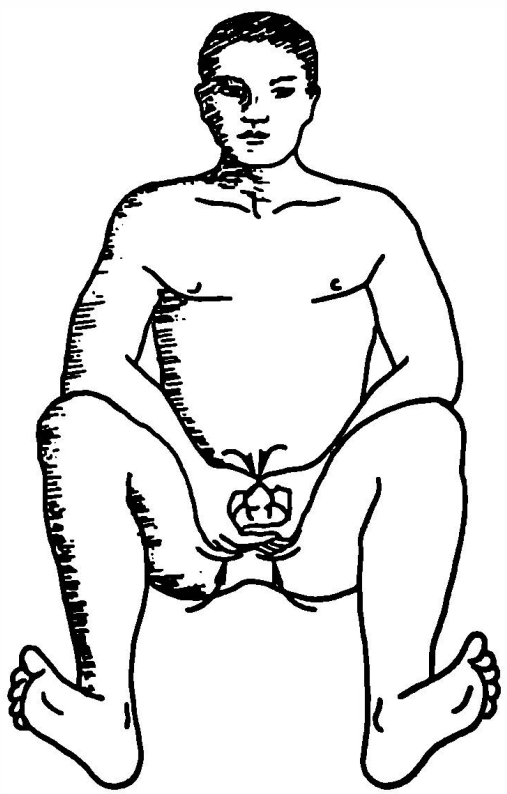

Figure 8-14. Hold Training

Pointing (Dian, 點)

The document contains a song believed to be an oral secret which talks about this key word. It says:

> *Hand lifts the golden stamp to reverse (the situation), (press) one point (on the) Yellow River, the water reverses its flow. (If you are) able to use this method to turn around the Water (Kan) and Fire (Li), (your Qi will be able to) reach the top of Kun Lun Mountain and abide there.*
>
> 手提金印倒轉紐，一指黃河水逆流，能用坎離顛倒法，
> 直至崑崙頂上遊。

The "golden stamp" means the middle finger. When you use this finger to point or press, it is like using a stamp such as the Chinese use for stamping their signatures. This technique is so valuable that it is called the "golden" stamp. The Yellow River is one of the largest rivers in China. Here it means the Qi flow in the vessels. If you know how to use finger pressure on one point, you will be able to reverse the Qi flow from the Fire path to the Water path. The Fire path is the Qi circulation in the Conception and Governing Vessels, and the Water path is from the Conception Vessel through the Thrusting Vessel to the brain. Kun Lun mountain is one of the highest mountains in China. Here it refers to the brain.

This secret oral poetry clearly points out that if you wish to control the Kan and Li effectively, you must first learn how to use one finger to change the Qi flow from the Fire path to the Water path. You apply pressure with one finger to the Huiyin cavity (Magic Gate). This causes the gate to tense up slightly and thus seal the way to the Fire path.

Pointing is used by the beginner who cannot easily use his Yi to control the Magic Gate. Once you are familiar with the feeling, you may use your Yi to gently hold up the area and achieve the same end. This is called Ti (提)(Hold Up), which we will discuss in the next section.

You usually do not start Pointing training until after 20 days of hanging. By that time you are beginning to understand how to lead the Qi from the vessels in the legs upward to the lower abdomen. You can now add this technique to prevent the Qi from flowing to the back of your body and entering the Governing Vessel.

When you train Pointing, you may stand, sit, or even lie down. Hold up your anus and place the tip of your tongue on the roof of your mouth. Then press the Huiyin lightly with your middle finger, and at the same time inhale and use your mind to lead the Qi upward to the Huang Ting and then to the head. Train several times a day, and try to become familiar with the inner feeling of this practice.

8.5.2 Nei Dan Qi Sublimation:

Although Nei Dan Qi sublimation training uses a slight tensing of the body in some places, the coordination of the Yi and the breathing is the main key to success. There is only one key technique which is known.

Hold Up (Ti, 提)

Ti means to raise or to pick up. The document says:

> *Hold Up means the point at the Magic Gate (Xuan Guan).*

One of the Daoist classics states:

> *The Magic Gate (Huiyin) is one point, (where) the Original Qi reverses flow. Change Yang Jing into shapeless pre-birth real Qi. Return the light shining on you seven times, that means pick up the herb. This also means the dual cultivation of Xing (personality) and Ming (body, life), this is the achievement of the Golden Elixir and Large Dao.*
>
> 玄關一點，元氣逆流，化陽精為無形的先天真氣，回光返照七返，是謂採藥，亦即性命雙修金丹大道之能事也。

The Magic Gate refers to only one point, the Huiyin cavity. As explained before, the Huiyin cavity is the place where the three main Qi vessels, the Conception, Governing, and Thrusting Vessels, connect and communicate with each other. This spot is a gate which can regulate the Qi level in the three vessels. Semen (and sperm) is considered a Yang Essence which is able to generate life. Qi can be generated from this Essence. According to Chinese medicine, there are two places which store Original Essence and thus can generate Original Qi or Pre-birth Qi. One is on the Kidneys (called the internal Kidneys, 內腎) and the other is the testicles (called the external Kidneys, 外腎).

In Chinese Qigong it is believed that when the excess Qi is led to your brain you will feel and sense an internal enlightenment like lightning in your brain. Scientifically, we can say that when the excess electricity is led to the brain to activate the brain cells, the energization is perceived as a kind of lightning or visual flash in the brain. According to Chinese Qigong, you should practice until you feel the lightning in your brain seven times. When you have reached this stage, it is said that you have picked up the herb (golden elixir, 金丹). Your spirit can be raised to a higher level to understand yourself and nature (Xing, 性) more clearly. This raised spirit is also able to govern the Qi circulation more effectively and therefore gain you physical health (Ming, 命). This is what is referred to as "dual cultivation" because you develop both your spirit and your physical body.

These two documents make it clear that the Magic Gate is the main key to leading the Qi upward and consequently increasing the semen Qi conversion. It is also believed that Ti in the Magic Gate is able to make the three flowers (Jing, Qi, and Shen, 精·氣·神) reach the top (San Hua Ju Ding, 三花聚頂), and the Five Qis (heart, liver, spleen, lung, and kidney Qi) move toward their original levels (Wu Qi Chao Yuan, 五氣朝元).

Theoretically, you may practice Ti any place and any time you want. Posture is not strictly important. However, you should understand that your body must be very relaxed, especially the lower part of your body. Only when you are in a relaxed state may you use your Yi to lift the Magic Gate effectively. According to my personal experience, the best posture to feel and sense the Qi's sublimation is sitting on a couch leaning slightly backward. Have your feet on the floor, and pull the front of your feet up slightly (Figure 8-15). Close your eyes and use your Yi to hold up the Huiyin and anus for the duration of the practice. Breathe deeply, and every time you inhale use your Yi to lead the Qi upward through the Thrusting Vessel, and at the same time concentrate on your Upper Dan Tian (the third eye). This will lead the Qi to nourish your spirit. You may also lead the Qi upward to the Baihui (Gv-20, 百會) and use the Qi to nourish your brain.

Some Qigong practitioners claim the best posture is the embryo posture (Figure 8-16). According to this theory, when the embryo is formed and growing, its posture enables it to hold the Qi inward to aid its growth. This may be related to the tendency, when you feel cold, to pull your arms and legs inward to your body to conserve energy.

You may very likely find other postures which suit you better. When you are doing it right, you will have a sensational feeling in your ankles and the Huiyin area. You will feel like you are very light and your body is floating, and at the same time you will feel the Qi growing in your head. When you lead the Qi upward to the brain through the Thrusting Vessel, it moves very rapidly because it is passing through the spine where there are no muscles to tense and slow it down. This feeling you get when you circulate Qi through the Water path is quite different from what you experience when you circulate Qi through the Fire path.

8.6 Washing the Marrow and Conquering the Hair (Xi Sui Fa Mao)
洗髓伐毛

Many laymen are interested in Xi Sui Jing training only until the second stage of Shen and brain nourishment. The third and fourth stages of spiritual enlightenment and becoming a Buddha are usually trained only by monks who are willing to separate themselves from human society. Laymen who complete the second stage can increase their health and longevity significantly. This requires that they learn how to lead Qi to the marrow to revitalize it and to the skin to maintain its health and youthfulness. The document says:



Figure 8-15. Qi Sublimation Training



Figure 8-16. Embryo Posture

Marrow/Brain Washing Spiritual Gong (Fu), in the beginning use instruments, (make) the Qi reach the four extremities: tongue, teeth, nails, and hair. Beat with a paddle to protect the bone marrow.

You can see from this that, in order to lead Qi to the marrow and to the surface of the skin, you must use the beating exercise. In fact, however, beating training is only the Wai Dan way to do this. It is an easier and much more effective approach for the practitioner who has not reached a high level of Nei Dan training.

If you have mastered Nei Dan Qigong, you may instead use your Yi in coordination with your breathing to accomplish the same goal. In this section we will only discuss the beating exercise briefly, since we have already discussed it thoroughly in Part Two. However, we will go into bone breathing more deeply, since it is the key method for Nei Dan marrow washing in the Xi Sui Jing.

8.6.1 Wai Dan Marrow Washing:

Beating Exercises. The theory of the training is very simple—the beating stimulates the muscles, which leads Qi to the surface of the skin. This also increases the lateral movement of Qi, generating Qi circulation throughout the whole of each bone (Figure 8-17). The end of a bone is its weakest part, but it is also the gate whereby the

Qi in the marrow communicates with the tendons around the joints. Beating increases the circulation of Qi, which cleans the marrow and leads Qi to the surface of the skin. Many practitioners also emphasize beating on the joints, claiming that it increases the Qi communication through the gates at the ends of the bones. Naturally, you should be careful not to injure the joints.

For more detailed information on beating, please check Part Two.

Biting Exercise. In the biting exercise, your training partner lightly bites the joints and the bones which are near the surface. This stimulates the Qi to a higher stage, and increases the Qi circulation in the marrow. Naturally, you may also find or design an implement to do the same job. When you stimulate the joints like this you normally have a cold but marvelous feeling deep in the bones. Obvious places to do this are the knees and ankles.



Figure 8-17. Bone Breathing through Beating Stimulation

According to the science of bioelectricity, stimulating the bones near the skin increases the bioelectric current there, and also increases the Qi circulation from the bones. The obvious places for this stimulation are the shin and the hip bones.

When you do this practice, be careful not to injure the skin or muscles. Also, do not repeat this practice too often. It will make your body too Yin and also affect your nervous system. Once or twice a week should be enough to stimulate the Qi exchange in the marrow.

8.6.2 Nei Dan Marrow/Brain Washing

In the discussion of Kan and Li in Part One we mentioned that breathing is the strategy in Qigong training. During inhalation you may condense the Qi from the primary Qi Channels inward, and during exhalation you may expand the Qi from the primary Qi Channels outward to the surface of the skin. Through breathing you can adjust the Kan and Li and make your body more Yin or Yang. When you have reached this level, you feel like your entire Qi body is breathing when you breathe. The more you train, the better and more efficiently you are able to lead the Qi inward and outward.

In the Nei Dan Marrow/Brain Washing, the Yi, breathing, and Huiyin are the keys to success. When you practice, you may sit on a couch with your feet resting gently on the floor, and the front of your feet lifted slightly. Concentrate your mind and regulate your breathing. According to my personal experience, Daoist reverse breathing is more effective than Buddhist breathing.

Once you have calmed down and regulated your breathing, you may start the bone breathing practice. Use your Yi to hold up the Huiyin and anus when you inhale, and

relax them when you exhale. Remember: *the Yi is more important than the actual movements of the Huiyin and anus.* Although they are held up lightly, they remain very relaxed. As you inhale, draw Qi into the ends of the bones, and as you exhale, circulate the Qi out the sides of the bones and out to the surface of the skin.

In the Nei Dan technique of leading Qi to the brain, the keys to the practice are exactly the same as in bone breathing, except that you should hold up your Huiyin and anus all during the training. When you inhale, your Yi should be either on the top of your head (Baihui) or your Upper Dan Tian. When you exhale, relax your mind, and the Qi will circulate smoothly by itself. After a while, you will gradually begin to understand the practice, and you will start to feel the Qi sublimating to the head. Practice thirty minutes a day. In no time, you will find that you can lead Qi to the brain more and more easily.

8.7 Refining Shen and Returning it to Nothingness (Lian Shen Fan Xu) 煉神返虛

This is the stage of three years of nursing. It is for those practitioners who wish to reach enlightenment or Buddhahood. In this stage you use the Qi to open the gate of the Shen residence, giving birth to the Shen baby. This spirit baby now needs three years of nourishment to grow stronger. You must regulate your mind and get rid of your human emotions and desires. Since all of these human emotions and desires end up as nothingness and have no meaning after you die, they are called "nothingness." Only when your mind is able to reach the stage of nothingness can the spirit baby grow stronger and gradually separate from your physical body. In Chinese religious society, this process is also called "Lian Shen Liao Xing" (煉神了性), or "train your spirit and end human nature."

The document contains a song which talks about this training process. It says:

> *Every morning transport your Qi to Ni Wan, moistening the sweet saliva on the tip of your tongue; watering three fields and generating hundreds of vessels, to disembody and become immortal come from this.*
>
> 朝朝運氣上泥丸，漫漫甘津長舌端；灌溉三田生百脈，
> 脫胎換骨此中求。

The best time for Xi Sui Jing brain nourishment training is from one to six o'clock in the morning. Ni Wan is a Qigong term meaning the top of the head where the Tian Ling Gai (天靈蓋)(Heavenly Cover, or Baihui, 百會) is. You have to learn how to generate sweet saliva. When you are very calm and your breathing is uniform, your mouth will secrete a saliva which is sweeter than usual, not the Yang, slightly bitter taste. This

is a Kan technique which will water your three Dan Tians (the "three fields") and prevent them from becoming too Yang. When the Qi in the Dan Tian is too Yang it can burn you out and make your body deteriorate faster than normal. The moisture or saliva which is generated from meditation is the key to bringing the Fire in the three Dan Tians down. When the three Dan Tians are watered, Yin and Yang will be balanced. This Qi will be able to run through all of the Qi vessels in your body.

The Qi channels or vessels are called Qi Mai (氣脈). In addition to the twelve primary channels and eight vessels, there are thousands of small Qi channels which connect deep into your bone marrow and also to the surface of the skin. Many of these channels are sealed or narrowed, and the Qi circulation is stopped or stagnant. After you train Qigong, you will be able to reopen and regrow all of them. Once you can do this, your Qi will be able to reach everywhere in your body, including the extremities such as the hair, teeth, tongue, and nails. This also enables you to change your body from weak into strong.

If you ponder this poetry deeply, you can see that it was written by a Daoist who was seeking only a long life and a healthy body. There is no mention of becoming a Buddha.

The available documents have very little information about this stage of the training. According to my personal understanding of the different sources and also from my personal pondering, I have come to the following conclusions about this stage of training.

Theoretically, in this stage you would like to open the gate. In order to reach this goal, you must first build up an abundant supply of Qi to activate the brain and pass through the blockage on your Upper Dan Tian. Therefore, Qi must be built up continuously to a high level, and at the same time you must learn how to lead the Qi to the Upper Dan Tian. When you focus all of this Qi into a tiny spot, the power is very strong. The smaller the spot in which you can focus it, the stronger the power will be. It is just like using a lens to focus the sun. One day you will find the Qi will be strong enough to activate the bone cells and open the path to communicate with the outside world. This is considered the birth of the baby. After the baby is born, you must keep nourishing it so that it grows stronger and stronger.

From my personal understanding, it is almost impossible to use only Wai Dan to open the gate. Opening the gate must be done internally. However, there are some Wai Dan techniques which might help the internal concentration and focusing. Therefore, you should know that even though we discuss Wai Dan and Nei Dan separately, both should be used together.

8.7.1 Wai Dan Gate Opening Practice

- Beating the heavenly drum to clear the mind and increase the concentration. Beating the heavenly drum will also open up the tiny Qi channels which

connect the brain to the outside of the head. There are two common methods of doing this practice. The first technique is simply using the fingertips to tap the entire head lightly (Figure 8-18). The second way is covering both ears with the palms and placing the index fingers on the middle fingers and snapping the index fingers down to hit the head (Figure 8-19).

- Massaging or tapping the Upper Dan Tian. This makes it easier to concentrate your attention, and strengthens the focus of power there. After you train for a while, you will find that you can focus your mind there much more easily.

8.7.2 Nei Dan Gate Opening Practice

In the previous section, we discussed how to lead Qi to the brain. We would now like to point out a few related keys to the training:

- Shen Breathing. Shen breathing combines your spirit with your breathing. Once they combine, the Qi can be led more efficiently to the Shen to nourish it before and after the spirit baby is born. Only after the baby is born can it have its own spirit and become independent.
- Shen focusing training. In this stage, you must nourish your spirit and make it grow. In addition, you must also learn to focus the spirit into a tiny point to make it strong until the "gate" is opened. Naturally, mind regulation is a vital key to success.
- Separate the spirit and the physical body training. Once the gate is opened, you lead the spirit away from your physical body. However, this baby spirit cannot go too far from your physical body.

The document has only two key words which might concern the third stage of training:

Hard (Gang, 剛)

The document says:

> *In addition to these thirteen key words, there is another secret word Gang (Hard) throughout all of the training.*

Hard here means mental strength. It is the key to strengthening your will power, raising the spirit to a higher level, and focusing the spirit power to a tiny point. If you are able to be strong internally, you will be able to reach all of the goals you plan more effectively.



Figure 8-18. Tapping the Head to Beat the Heavenly Drum



Figure 8-19. Snapping the Index Fingers to Beat the Heavenly Drum

Calm (Jing, 靜)

Calm is the second key word which can be found in the document. Since it was not discussed in the first two stages of training, I believe that it refers to the calmness which must be reached in Nei Dan still meditation. It looks very simple, but it is in fact very difficult. It is the calmness of the physical and mental bodies. In order to achieve it, you must regulate your body into a relaxed state, then you must regulate your breathing until it is smooth and calm. Then, you must learn to regulate your mind. Only if you have regulated these three have you grasped the key of calmness.

8.8 Crushing the Nothingness (Fen Sui Xu Kong) 粉碎虛空

In the last stage of Xi Sui Jing training you must use your Yi to regulate your mind until your mind can be free from all emotional bondage. In this stage, you do not need your Yi to regulate your mind anymore. Remember *the real regulating is no regulating* (Wu Tiao Er Tiao, 無調而調). If you still need to regulate what you should regulate, then it is not the real regulating. It is just like when you start to learn how to drive, your mind is on how to drive. After you have mastered the skill of driving, your mind will not have to be on driving. Only then is the emptiness of emotions and desires the real emptiness. Therefore, "Crushing the Nothingness" means there is no difference whether you are in emptiness or not in emptiness. This implies that emptiness does

not mean anything to you. We use the word "nothingness" here because it even goes beyond the idea of "emptiness," which implies the lack of something, or that something was once there. Only when you have cultivated your mind to this stage will your spirit be able to move far away from your body and travel anywhere it likes.

In order to reach this level, you should face the wall to meditate for nine years. When you face the wall, you see only wall; think only wall, the mind will gradually enter the domain of nothingness. This enables you to neutralize your emotional thoughts. In this stage of training, the spirit baby will grow up until it can be independent.

You can see that when you have reached this stage, it is all Nei Dan mind regulation training. When your mind is neutral, your spirit will be able to become part of the natural Qi and spirit world. When this happens, your spirit will not die even when your physical body dies. In this case, you have become a Buddha and your spirit will leave the cycle of reincarnation.

There is almost no information in the documents about how to train in this stage. However, I believe that when you have accomplished the third stage, you will know what to do for this stage, and how to do it. This is simply because, when you have reached the third stage, you will be able to see and feel more clearly than before, and know things you could not know before.

According to the limited information that is available, in order for your spirit to leave your body and travel around for a long time, you must learn hibernation breathing training. You need to be able to meditate very deeply, slow your heart beat down, and reduce your oxygen usage to the minimum. Only when your physical body has reached this very Yin stage will your spirit be able to leave. Hibernation breathing also serves to maintain your physical body while your spirit is away. It is said that, once you have reached this level, your spirit is able to leave your body for several months at a time.

References

1. 陰陽不必分男女，體氣強弱即陰陽。

2. 兩個男人可做採，一對女人能採補。

PART FOUR

Questions and Conclusion

CHAPTER 9

Questions

Because many of the Qigong practices have been kept secret in the past, the theories and methods have been passed down randomly. Only in the last twenty years have most of these secrets been revealed to the general public. Finally, interested practitioners have the opportunity to learn the secrets of other styles. Even so, because of the long years of secrecy, many of the documents that are available to us remain incomplete or unconfirmed. To compile all of these documents and finalize a systematic summary of theoretical explanations is very difficult. During the course of my study and research, many questions and answers have arisen. Some answers seem accurate but need further verification through modern technology. Some of the questions are beyond any test which can be done with modern scientific equipment.

Some questions may be due to my limited understanding of Qigong training, while others are generated from advances in modern science. I believe that during the course of my continuing research over the rest of my life, many of these questions will be answered. I also hope that I will obtain some of the answers from other experienced Qigong masters. Many of the questions need to be investigated through experimentation involving modern equipment. Some of the questions may remain mysteries, since I firmly believe that nobody is able to reach the level of Qigong practice attained by earlier masters.

The following are some of the questions I have had which relate to the Yi Jin Jing and Xi Sui Jing. There are many other questions concerning the general Qigong practices which have already been listed in my book: *The Root of Chinese Qigong.* We will not repeat these questions here. I hope that you will keep these questions or any question you might have in your mind during the course of your study, so that one day you will come to realize that you know much more than anybody else.

About Essence

1. Can the stimulation of semen production be done in a modern way? For example, through minor electrical stimulation? Will this cause problems, since the person stimulated does not need to have regulated his mind?

2. Can the stimulation of semen production through modern technology achieve the same purpose of longevity? Can this be done to an old man without causing problems, for example, causing a heart attack?
3. Is there any way of increasing the efficiency of Essence-Qi conversion through modern technology? Such as using an electric or magnetic field to lead the Qi in the vessels upward to the Huang Ting and the brain?
4. Can artificial hormones benefit the body like the Essence generated inside of the body? Are there any side effects?
5. What exactly is the biochemical reaction which occurs in the Essence–Qi conversion? If we know this process clearly, we may be able to figure out a way to increase the efficiency with modern technology.
6. Can we use modern technology to transport Essence from one person to another, like a blood transfusion?
7. How can we improve the quality and quantity of Essence?

About Qi

1. Is there any modern way we can use to more rapidly stimulate and raise fasciae for Qi storage? Will this cause problems, since we may not be able to generate enough Qi to keep them active and full?
2. Is there any modern way which can help to build up the Qi internally? Will this cause any problems?
3. Since Qi and the brain are closely related, can we adjust the Qi nourishment of the brain and cure mental illness?

About Spirit (Shen)

1. How do we define spirit? Is it a form of energy? How can a spirit have its own thoughts?
2. Is it true that there is another dimension or world which is not known to science, yet can be reached by the spirit or soul? There are many stories of people dying and then coming back. They often say that they were outside of their physical bodies, and could see them. The Chinese believe that the world we are living in now is the "Yang World" (Yang Jian, 陽間), and when a person dies, his spirit will enter the "Yin World" (Yin Jian, 陰間). According to Yin-Yang theory, Yang must be balanced by Yin. Can this Yin world only be reached by energy or spirit?

3. Can we use modern technology to increase the flow of bioelectricity to the brain to activate more brain cells? Are there any side effects? Nowadays, many bodybuilders use electricity to speed up the growth of their muscles to develop a super-looking body in a short time. Later they discover that because the inner body cannot produce enough bioelectricity to support the muscles, the muscles degenerate faster than normal. Will we encounter the same problem if we activate the brain cells the same way?
4. Can we open the gate on the Upper Dan Tian through external electrical stimulation? What will happen if we open the gate quickly, if we do not have enough Qi internally to support this wandering spirit? Will we go crazy?
5. When we reach a higher level of spiritual enlightenment, can we then communicate with aliens from outer space? If they are a thousand years ahead of us in science, they should have reached a high spiritual level and we should be able to contact them somehow.
6. Is the spiritual dimension a new dimension to human beings in which we can travel much faster than the speed of light? Is that how UFOs travel to the earth?
7. How important a role will the human spirit play in human history when science leaves its present stage of infancy and enters the stage of its youth?
8. What is the scientific explanation for the halo around the head, or the glow around the body, of a meditator? Though I try to explain these phenomena as air de-ionization generated by the body's electrical charge, an experiment needs to be conducted to determine whether this is true.
9. How do clouds and fog affect spiritual training? We know that low clouds are able to generate an electric field which affects the human energy field. Does fog do this as well? When you are in fog, do the charges surround you uniformly? Can this affect your spiritual cultivation?
10. How is spirit generated in a newly born baby? Where does spirit originate? Does it start when the baby begins to think? Does it exist only in humans?
11. What are the differences between the spirit and the soul? Since there is no exact translation from Chinese into English, I would like the exact difference and definition of these words.
12. How do we generate a "spiritual baby" in Qigong training? In the Qigong tradition, in order to reach the final goal of enlightenment you must train

yourself until you have given birth to a spiritual baby. Only when this baby has grown to be independent will your spirit not die, but live forever. Is this true? Scientifically, how can this happen? Can we use modern science to explain this, or is it still beyond what today's science can grasp? If we believe that a highly cultivated mind is able to speed up the process of evolution, then this mind may be able to reach many other things which are still beyond human understanding.

13. Does a spirit make its own decisions or is it affected by natural Chi? Can a spirit think? How can it help a person who is alive? Through brainwave communication? Or is a spirit only some human energy residue roaming around in the energy world and being affected by surrounding energy forces?
14. Can a highly concentrated mind make an object move without touching it? What is the principle behind this phenomenon? If this is true, then how can brainwave energy become so strong that it can do this? Are miracles done with brainwaves or through the spiritual dimension?
15. Can the spirit really leave a living body and travel, or is it only that the brainwaves sense something and match its frequency so that you can be aware of it? Also, we have heard that when someone is hypnotized, he is able to sense many things which are beyond his capability while he is in a normal state of consciousness. Is this similar to what happens when a person seems to leave his body during meditation?
16. Can one person affect another person's thinking through brainwave correspondence?
17. Can modern technology create an electromagnetic wave whose wavelength is close to or equivalent to the human brainwave? Our technology seems to have already progressed that far. If this is so, will a brainwave machine be able to generate a wave which will alter thinking and judgement? This would truly be "brainwashing." Can we create a machine to generate brainwave "white noise" to act as a shield against such a weapon? Will the wars of the future be wars of brainwave machines?
18. If it is possible to make a brainwave machine, can we determine what frequencies are associated with crime and then somehow block those frequencies? Is it possible to really brainwash criminals? Of course, if such a machine fell into the hands of criminals, they would have a powerful tool for evil. Can we accept the moral responsibility for changing an individual's brainwaves?

19. Can a good Qigong meditator avoid being controlled and affected by a brainwave machine? Personally, I believe that a Qigong practitioner who has reached the stage of regulating his mind effectively would be able to avoid the effects of a brainwave machine. However, how long would he be able to do this?
20. What is the width of the brainwave band? What existing materials can shield them out? Metal is usually a good insulator against radiowaves, but can it also keep out brainwaves? If not, is there any material which can be used to shield against brainwaves?
21. What is the relationship between spirit (Shen) and brainwaves? I personally believe that when your Shen is high, your brainwaves will be stronger and, probably, more focused and sensitive in different wavelengths. Is this true?
22. Since our spirit is so closely related to Qi or the energy field, how much has our spirit been affected by energy pollution such as radio waves?
23. The Su Wen (素問) states that our lives run in cycles of seven years for women and eight years for men. When the book was written, boys reached puberty around the age of sixteen, and girls around fourteen. Now that puberty comes two to four years earlier; are the cycles changed? Do the cycles have objective reality, or were they more philosophical ideas?

CHAPTER 10

Conclusion

In conclusion, I would first like to remind you that this book is constructed of pieces of a puzzle. Although it has given you a general picture of the training, many unclear details and mysteries still remain. Therefore, when you study this book, you must use a neutral mind to judge the training theory and methods. You should always ask "Does it make sense?" and "Could it happen that way?" You have grasped the real meaning of the training only when you are able to *feel* that it is right. Only then are you qualified to start the training.

It has been my wish that this book open a general discussion of Qigong, and hopefully stimulate scientists to get involved in this study. This would make it possible to finally start using both the ancient practices and modern technologies to help mankind reach the goal of health and longevity. I deeply hope that this study will also help to improve the quality of people's lives. This can only be achieved through spiritual cultivation.

Finally, I would like to remind you that it is not possible for me alone to explain the entire Yi Jin Jing and Xi Sui Jing in a single book. These two arts are considered the highest levels of Chinese Qigong. You should also remember that this book is not an authority. It is only one of the reference books available for you to ponder, which I hope will guide you to the right path for spiritual training.

Appendixes

APPENDIX A

Herbal Prescriptions for Yi Jin Jing and Xi Sui Jing Training

Traditionally, Chinese herbs can be divided into two main categories. One is for external use and the other is for internal use. The general purposes of the external herbs are to help the Qi circulation, reduce swelling, dissolve bruises, assist in healing, and adjust Yin and Yang in the treated area.

Most of the external herbs cannot be taken internally. There are four different ways to apply external herbs. The first way is to place the herbs in a bottle with alcohol and let them sit for a long time. Later the liquid is used to rub and massage injured areas. The second way is to cook the herbs with either water or wine and then use the liquid to wash or rub the areas. The third way is to grind the herbs into powder, which is mixed with alcohol and applied to the injured area. The last way is to make an ointment out of the herbs.

Herbs that are taken internally are generally used to adjust the Yin and Yang of the body, remove internal bruises, and speed healing.

There are three common ways to take herbs internally. The first way is to cook the herbs with water or wine and drink the juice. The second way is to grind the herbs into powder and then mix them with honey to make pills. A number of the pills are taken with water or wine. The third way is to grind the herbs into powder. The correct dosage is then taken with water or wine.

Many herbal prescriptions are listed in the Yi Jin Jing and Xi Sui Jing documents. Generally, these prescriptions can be divided into four groups according to their purpose. 1. For the massage period of the Yi Jin Jing training (the first 200 days) to increase the Qi level internally; 2. For Yi Jin Jing training from the 200th day to the 300th day; 3. For the Yi Jin Jing training after 300 days; 4. For Xi Sui Jing groin washing. We will list and briefly discuss these prescriptions according to these four groups. In order to avoid confusion, the herbs will be listed in Chinese. Simply make a copy and show it to a Chinese pharmacist, and he will prepare it for you.

A word of caution. These prescriptions can be very potent. Except where specifically noted, ***do not take two different prescriptions at the same time.*** For example, if the two sources both have an internal prescription for a certain stage of training, only take one. However, after a month or so you can switch to the other one. Of course, you can take an internal and external prescription at the same time. Furthermore, there are many important points that you should consider: 1. Are the herbs you have obtained from the Chinese pharmacist fresh? Many herbs cannot be obtained outside of Asia, and their chemical ingredients can change over time. Therefore be careful; 2. Some of the ingredients are considered to be poisonous in western medicine. It is common that a poisonous herb is taken along with another ingredient that has presumably neutralized the poison. *BE CAREFUL;* 3. Not all of these prescriptions have been used and experienced in the last several hundred years. Errors may have occurred during the passage through generations. The intention of listing these herbs here is to preserve the secrets of these prescriptions for further study, not to encourage the use of these herbs.

Prescriptions for Yi Jin Jing Massage (First 200 Days)

There are two main sources for the prescriptions used in this period.

Source #1:

Ten Brocade Pill
(Shi Jin Wan)
十錦丸方〔內服〕

野蔓藜（炒去刺，浸晒乾淨，十二兩），白芍（火煅、酒浸、蒸、十兩），白茯苓（去皮，勿見水，用石臼打碎，人乳浸，十二兩），熟地（老酒浸，蒸九次，晒乾，十兩），甘草（去皮，長流水，浸三日，煲熟，十兩），硃砂（水飛，研細過二三次，晒乾，十兩），真西黨（人乳浸，三炷香，陰乾，打細，研末，十兩），白朮（米泔浸三日，切片，黃土炒，去土，二兩），當歸（酒浸三次，晒乾，二兩），川芎（酒拌，晒乾，三次，不見水，切碎，二兩）。

共為細末，煉白蜜丸，約重一錢，湯酒送下。

Almost every ingredient in this prescription must be prepared in a special way. You can either do the preparation yourself, or else ask the pharmacist to do it for you. For the first 100 days, take one pill with either water or wine before each massage session. This prescription has a main part and several secondary parts. The main prescription is above.

The following extra ingredients should be added to the pill when the area indicated is being massaged:

When training the front of the body:

如用腦前功夫，丸內加：酥炙龜板四兩，炒黃山藥三兩。

When training the back of the body:

如用背後功夫，加：酒、浸金毛狗脊二兩，炒黃芪二兩，牛脊髓三兩。

This is used mainly during Nei Zhuang (內壯) training to harmonize and concentrate the Qi:

如用內壯，中和聚氣之法，加：酥炙鹿筋十二兩，沉水香四兩，打細，酒浸三次。

If your body is too Yang or too Yin you should take one of the following prescriptions before you take the Ten Brocade Pill. For the first 40 days of massage training, take one pill in the morning and one in the evening before you take a Ten Brocade Pill.

If you are deficient in Yang:

如陽虛，先服五生丸四十服，令童男先揉四十日，後再服十錦丸，入常功。

FIVE GROWING PILL
(WU SHENG WAN)
五生丸方

真西黨、黃精、白茯苓、白朮（炒）、炙草，等分為末，白蜜為丸。約重三錢，日服二丸，或養練一月或二十一日，然後再服十錦丸。

If you are deficient in Yin:

如陰虛，先服五成丸四十服，令童女揉至三十日，後再服十錦丸，入常功。

FIVE ACHIEVING PILL
(WU CHENG WAN)
五成丸方

河車、當歸、川芎、大熟地、白芍，以上製過熟藥，等分為末。用紅蜜為丸，重三錢，日服二服。

However, if you are having nocturnal emissions you should take a Ten Completeness Pill for the first 40 days each time before training. During this period, train holding up your Huiyin and anus and concentrating your mind on your Upper Dan Tian. When the emissions cease after 40 days you may start taking the Ten Brocade Pills. There are five different prescriptions called Ten Completeness Pill. Depending on the individual, one may be more effective than the others. Remember: only take one of these prescriptions at a time.

如遺精有病，先服十全丸四十日，下用絲線束其根，不時用大週天、小週天、河車返復、上崑崙之法，再加揉法，不住升提穀道，萬事掃淨，一念歸中，方可服十全丸。練氣四十日，病痊方好，進行修練常功，大藥方可入正直道路也。

Ten Completeness Pill—#1
(Shi Quan Wan—1)
十全丸方－一

海石蝌（火煅）、牡蠣、龍骨、白粉（皆同上）、白秋石、韭子（炒）、金櫻子、大赤金（五十張）、硃砂（飛五錢）、遠肉（炒一兩）。

共為末，用銀杏肉十兩，煮熟，取出，入白內搗成泥，加前藥，杵丸，桐子大，每服五錢，空心青鹽湯下，午用酒下，夕用炒杏仁湯下。一日三服，揉線三次，方入其境。

Ten Completeness Pill—#2
(Shi Quan Wan—2)
十全丸方－二

白蕨藥（鹽水炒十兩），黃精（九蒸九晒十兩），仙茅（人乳蒸十兩），為末，蜜丸，重三錢，日服三丸，湯酒任下，以代前藥。

Ten Completeness Pill—#3
(Shi Quan Wan—3)
十全丸方－三

硃砂（水飛）、雄黃（水飛）、木香各十兩，生蜜為丸，黃豆大。日服三丸，三次用下。

Ten Completeness Pill—#4
(Shi Quan Wan—4)
十全丸方－四

白茯苓（人乳浸蒸），白朮（米泔浸工炒）等分，為末，蜜丸，重三錢，湯酒任下。

Ten Completeness Pill—#5
(Shi Quan Wan—5)
十全丸方－五

建遠肉（去心），白茯苓（蜜浸）等分，為末，蜜丸，每服三錢，白開水下。

Source #2:

The following prescriptions can also be used to strengthen the Nei Zhuang during massage training.

Internal Use:

INTERNAL STRENGTH PRESCRIPTION
(NEI ZHUANG YAO)
內壯藥

野蒺藜（炒去刺）、白茯苓（去皮）、白芍藥（火煨酒炒）、熟地黃（酒製）、炙甘草（蜜炙）、硃砂（飛淨），以上各十兩。人參、白朮（土炒）、全當歸（酒製）、川芎，以上各二兩。

以上共六十八兩，共為細末，煉蜜為丸，重兩錢。每服一丸，湯酒送下。

Take one pill with water or wine right before the massage for the first 200 days of training.

External Use:

INTERNAL STRENGTH WASHING PRESCRIPTION
(NEI ZHUANG TANG XI FANG)
內壯燙洗方

行功之時，頻宜燙洗，蓋取其鹹能軟堅，功力易入筋骨，涼能散火，不致聚熱。一日一洗或二日一洗，以此為常，功成則止。

其法，用地骨皮，食鹽各等量，入水煎沸，乘熱燙洗，則血氣融和，皮膚舒暢矣！

Cook the herbs with the same amount of salt in an appropriate quantity of water, and use the warm liquid to wash the area being trained. This will harmonize the blood and Qi and increase the circulation.

Prescriptions for Yi Jin Jing Massage (After 200 Days)

After two hundred days of massage, slapping, pounding, beating, and striking, the Qi is getting full in the body. The following prescriptions are recommended for when you are training the arms.

Internal Use:

Sideway Opening Internal Prescription
(Heng Kai Fu Fang)
橫開服方

行功二百日後，將力發出於兩臂，方用此方，火候口訣不錄於書。

混元麵（一料），桂枝（二兩），白蒺藜（二兩），海石蛸（十個），木香（一兩），雄黃（二兩），全當歸（一兩），川芎（一兩），紅銀（一罐水飛），海蟹（雄雌兩個）。

以上十味，先研細末後，加入飛過紅鉛，再研，千杵，白蜜為丸，重一錢。日服二丸，白滾水下，行功二炷香。

Take two pills a day with water. Train twice a day, 90 minutes each time.

External Use:

Sideway Opening External Washing Prescriptions
(Heng Kai Xi Fang)
橫開洗方

鐵綠草、牛筋草、丹陽草、仙人杖、黑粉、川烏各一兩。

裝入麻袋內，煮水，一日洗兩次。

Place the herbs in a cloth bag and boil in water. Use the water to wash twice a day the areas being trained.

Prescriptions for Yi Jin Jing Massage (After 300 Days):

After three hundred days of massage, slapping, pounding, beating, and striking, the Qi is full in the body and you have started the Grand Circulation training. The following prescriptions are recommended for this period.

Internal Use:

Arising Internal Prescriptions
(Ping Qi Fu Fang)
平起服方

採三百日之後，要用鼎舉平起之力，方用此方。

西番頂骨（一兩），硃砂（三兩），番打麻（一兩），沉香（一兩），桑寄生（一兩），土鱉（一兩），乳香（一兩），沒藥（一兩），真西黨（八錢），紅鉛（一罐），半兩錢（二十四個）。

共研細末，將飛過，紅鉛加入，再研千杵，白蜜為丸，重一錢，日服二丸，水下，行功二炷香。

Take two pills a day with water. Train twice a day, 90 minutes each time.

External Use:

Arising Washing Prescriptions
(Pin Qi Xi Fang)
平起洗方

地骨皮、羊角蒿、雲盤靈、甲指桃、食鹽、馬蹄、靈芝草各一兩。

共六味，入麻袋內，煮水，一日洗三次。

Place the herbs in a cloth bag and boil in water. Use the water to wash the body twice a day.

Prescriptions for Xi Sui Jing Groin Training (After One Year of Yi Jin Jing)

After one year of Yi Jin Jing training, you should also start the Xi Sui Jing training. There are several prescriptions recommended for this period. Again, there are two sources which list prescriptions.

Source #1:

Internal Use:

Advancing Downward Internal Prescription
(Xia Jin Fu Fang)
下進服方

白茯苓（一兩），杞子（一兩），黃魚鰾（一兩），韭菜子（一兩），菟絲子（一兩），蝙蝠（一個），破故紙（一兩），真川椒（八錢），鹿茸（一對），紅鉛（一罐，水飛）。

共為細末，研千杵，白蜜為丸，重一錢。日服二丸，燉二炷香。

Take two pills a day with water.

External Use:

Advancing Downward Washing Prescription
(Xia Jin Xi Fang)
下進洗方

木賊、赤石脂、白蒺藜、當歸、川椒、大茴、牡蠣、夏荊子、紫梢花、朴硝、三柰、官桂、甘遂、吳茱萸、甘瓦松、牛蒡、甘草、川烏、蛇床子、蘭楊花、巴豆、狼毒、半夏、石榴皮、生南星、九頭草、青核桃皮。

以上各三錢，煮水，洗六、七次，藥不用。

Place the herbs in a cloth bag and boil in water. Use the liquid to wash the groin. Every prescription can be used about six times.

Source #2:

External Use:

Lower Portion Herb Washing Prescription
(Xia Bu Yao Xi Fang)
下部藥洗方

行下部功，常宜藥水日日燙洗，不可間斷：蓋取藥通和氣血，蒼老皮膚，又且解熱退火，不致他變也。

法用地骨皮，蛇床子，各量、煎湯，先温後熱，緩緩燙之，日洗二、三次。

Cook the herbs in water, and wash the area being trained two or three times a day.

Other Prescriptions

There are four additional prescriptions found in the documents. They are not clearly classified into any of the four categories. We list them here for your reference.

Strike Tiger Strength Origin Elixir—1
(Da Hu Zhuang Yuan Dan—1)
打虎壯元丹－一

人參（一兩），鹿茸（一對），硃砂（四兩），附子（三兩）砂仁（四兩），遠志（八兩），牛膝（四兩），木瓜（四兩），白蒺藜（四兩），蛇床子（四兩），肉蓯蓉（四兩），巴戟（四兩），川烏（四兩），白茯苓（四兩），木香（二兩），杜仲（四兩），參冬（四兩），眞仁（四兩），天冬（四兩）。

共為細末，煉蜜為丸，每服一錢。

This prescription can be used to strengthen the internal Qi and build up Nei Zhuang. Take one pill in the morning and one in the evening before training.

Strike Tiger Strength Origin Elixir—2
(Da Hu Zhuang Yuan Dan—2)
打虎壯元丹－二

硃砂、當歸（各一兩），白蒺藜（四兩），陳皮（四兩），甘草（三錢），人參（五錢），肉桂（五錢），川白朮（一兩），長萱（四錢，滾水泡去皮，夏用一錢），大附子（一錢），連翹（二錢），遠仁（少許），夏加茯苓二錢。上行加一錢。中行加杜仲一錢。手行加肉桂一錢。腿行加牛膝一錢。腳行加防己一錢。紫蘇：夏加五錢，冬加一兩。

共為細末，煉蜜為丸，白水下。

This prescription is for the same purpose as the previous one. The method of preparation and the dosage is the same. Remember, *do not take two different prescriptions at the same time!* You may overdose and have a severe reaction! Whenever you are taking one prescription, do not take another one during the training period, except as indicated above. However, you may change from one to another after a period of time.

Great Power Pill
(Da Li Wan)
大力丸

上羌藥（炒半斤），全當歸（酒炒四兩），牛膝（酒炒四兩），枸杞（四兩），魚膠（四兩），續斷（四兩），補骨脂（鹽水炒四兩），菟絲餅（四兩），虎骨（四兩），酥炙（要前腿骨），螃蟹炒黃半斤。

共為細末，煉蜜為丸，每丸一錢，酒下。

This prescription can be used for strengthening the power of the limbs. I believe that it is used for the second and third years of Grand Circulation training.

Wash Hand Fairy Prescription (External Use)
(Xi Shou Xian Fang)
洗手仙方

川烏、草烏、南星、蛇床（各二兩），半夏、百部、花椒、狼毒、透骨艸、藜蘆、龍骨、海牙、地骨皮、紫花、地丁（各一兩），青鹽（四兩），硫磺（一塊二兩）。

用醋五碗，水五碗，熬至七碗。每日燙洗，止用三料，全效歷見。

"Fairy prescription" implies that this prescription is passed down from an immortal. It can be used externally right after rubbing and massage training to increase the Qi and blood circulation. When you prepare this prescription, use five cups of vinegar and five of water, and cook until only seven cups remain. Wash the area every day. Each prescription can be used only three times.

APPENDIX B

Glossary of Chinese Terms

An Mo 按摩

Literally: press rub. Together they mean massage.

Ba Duan Jin 八段錦

Eight Pieces of Brocade. A Wai Dan Qigong practice which is said to have been created by Marshal Yue Fei during the Song dynasty.

Ba Tuo 跋佗

An Indian priest, called Mi Le Fo (Happy Buddha) by the Chinese, who was the first Indian priest to come to China to preach.

Bagua (Ba Kua) 八卦

Literally: Eight Divinations. Also called the Eight Trigrams. In Chinese philosophy, the eight basic variations; shown in the Yi Jing as groups of single and broken lines.

Baguazhang (Ba Kua Zhang) 八卦掌

Eight Trigrams Palm. One of the internal martial styles, believed to have been created by Dong, Hai-Chuan between 1866 and 1880 A.D.

Ba Kua (Bagua) 八卦

Literally: Eight Divinations. Also called the Eight Trigrams. In Chinese philosophy, the eight basic variations; shown in the Yi Jing as groups of single and broken lines.

Ba Kua Chang (Baguazhang) 八卦掌

Eight Trigrams Palm. One of the internal martial styles, believed to have been created by Dong, Hai-Chuan between 1866 and 1880 A.D.

Bai Ri Zhu Ji 百日築基

One Hundred Days to Build the Foundation. In Yi Jin Jing and Xi Sui Jing, the training of the first hundred days is the most important because you lay the foundation for further progress.

Bi Gang 閉肛

Close the anus.

Chan (Ren) 禪（忍）

A Chinese school of Mahayana Buddhism which asserts that enlightenment can be attained through meditation, self-contemplation, and intuition. Chan is called Ren in Japan.

Chan Zong Liu Zu 禪宗六祖

The six ancestors of the Chan (Ren) style: Da Mo, Hui Ke, Seng Can, Dao Xin, Hong Ren, and Hui Neng.

Chan Zong Qi Zu 禪宗七祖

The seven ancestors of the Chan (Ren) style. During the Tang dynasty of Kai Yuan (713-742 A.D.), Shen Hui was added to the Six Ancestors of the Chan Style and became the seventh ancestor.

Chong Mai 衝脈

Thrusting Vessel. One of the eight extraordinary vessels.

Chou Pi Nang 臭皮囊

Notorious skin bag. A scornful Buddhist expression for the physical body. They believe that the physical body is of only temporary use as an aid to spiritual cultivation.

Chu 杵

A wooden bar which was used to remove the chaff from grain.

Da Mo 達摩

The Indian Buddhist monk who is credited with creating the Yi Jin Jing and Xi Sui Jing while at the Shaolin monastery. His last name was Sardili, and he was also known as Bodhidarma. He was once the prince of a small tribe in southern India.

Da Mo Zhuang Qigong 達摩壯氣功

A set of Wai Dan Qigong practices. Based on the theory of Da Mo's Wai Dan Qigong training.

Da Qiao 搭橋

To build a bridge. Refers to the Qigong practice of touching the roof of the mouth with the tip of the tongue to form a bridge or link between the Governing and Conception Vessels.

Da Zhou Tian 大周天

Literally: Grand Cycle Heaven. Usually translated Grand Circulation. After a Nei Dan Qigong practitioner completes his Small Circulation, he will circulate his Qi through the entire body. He is then said to have completed his Grand Circulation.

Dai Mai 帶脈

Girdle (or Belt) Vessel. One of the eight extraordinary vessels.

Dan Ding Dao Gong 丹鼎道功

The Elixir Cauldron Way of Qigong. The Daoists' Qigong training.

Dan Tian 丹田

Literally: Field of Elixir. Locations in the body which are able to store and generate Qi (elixir) in the body. The Upper, Middle, and Lower Dan Tians are located respectively between the eyebrows, at the solar plexus, and a few inches below the navel.

Dao De Jing (Tao Te Ching) 道德經

Morality Classic. Written by Lao Zi.

Dao Jia (Dao Jiao) 道家〔道教〕

The Dao family. Daoism. Created by Lao Zi during the Zhou dynasty (1122-934 B.C.). In the Han dynasty (c. 58 A.D.), it was mixed with Buddhism to become the Daoist religion (Dao Jiao).

Dao Wai Cai Yao 道外採藥

To pick up the herb outside of the Dao. A Daoist Qigong training.

Dian Xue 點穴

Dian means "to point and exert pressure" and Xue means "cavities." Qin Na (Chin Na) techniques which specialize in attacking acupuncture cavities to immobilize or kill an opponent.

Du Mai 督脈

Usually translated Governing Vessel. One of the eight Qi vessels.

Emei Mountain 峨嵋山

A mountain in Sichuan province where many martial styles originated.

Fan Hu Xi (Ni Hu Xi) 反呼吸・逆呼吸

Reverse Breathing. Also commonly called Daoist Breathing.

Fen Sui Xu Kong 粉碎虛空

To crush the nothingness. One of the Daoist training processes for enlightenment wherein the illusion which connects the physical world and the spiritual plane is destroyed.

Fu Qi 伏氣

To tame the Qi. Tame means to control and to govern.

Fu Xi 膚息

Skin breathing. One of the Nei Dan Qi breathing practices.

Gu Shen 谷神

Valley Spirit. The Baihui cavity on the top of the head, believed to be the place or gate where the body's Qi communicates with the heaven Qi.

Gu Sui 骨髓
Bone marrow.

Han Fen Lou 涵芬樓
The Tower of Fragrance. Believed to be the name of a Daoist organization.

Heng Mo 橫磨
Grindstone. A Xi Sui Jing term for the penis.

Hou Tian Fa 後天法
Post Heaven Techniques. An internal style of martial Qigong which is believed to have been created around the sixth century.

Hsing Yi (Xingyi) or Hsing Yi Chuan (Xingyiquan) 形意 · 形意拳
Literally: Shape-mind Fist. An internal style of Gongfu in which the mind or thinking determines the shape or movement of the body. Creation of the style is attributed to Marshal Yue Fei.

Huan Jing Bu Nao 還精補腦
Literally: to return the Essence to nourish the brain. A Daoist Qigong training process wherein Qi which has been converted from Essence is lead to the brain to nourish it.

Huang Ting 黃庭
Yellow yard. In Daoist Qigong, the place in the center of the body where Fire Qi and Water Qi are mixed to generate a spiritual embryo.

Jin 勁
A power in Chinese martial arts which is derived from muscles which have been energized by Qi to their maximum potential.

Jin Dan Da Dao 金丹大道
Golden Elixir Large Way. Major Daoist Qigong training in which the elixir is produced in the body through training, and later used to extend life.

Jin Zhong Zhao 金鐘罩
Golden Bell Cover. An Iron Shirt training.

Jing 精
Essence. The most refined part of anything.

Jing 經
Channel. Sometimes translated meridian. Refers to the twelve organ-related "rivers" which circulate Qi throughout the body.

Jing Qi 精氣
Essence Qi. The Qi which has been converted from Original Essence.

Jing-Shen 精神

Essence-Spirit. Often translated as the "spirit of vitality." Raised spirit · (raised by the Qi which is converted from Essence) which is restrained by the Yi.

Jiu Nian Mian Bi 九年面壁

Nine years of facing the wall. The last stage of the Xi Sui Jing training for enlightenment or Buddhahood.

Kai Qiao 開竅

Opening the tricky gate. In Qigong, opening the gate of the Upper Dan Tian.

Kan 坎

A phase of the eight trigrams representing Water.

Lao Zi 老子

The creator of Daoism, also called Li Er.

Li 力

The power which is generated from muscular strength.

Li 離

A phase of the eight trigrams representing Fire.

Li Er 李耳

Lao Zi, the creator of Daoism.

Lian Jing 練精

Lian here means to conserve, to train, and to refine. A Qigong training process for protecting and refining the Essence.

Lian Jing Hua 練精化氣

To refine the Essence and convert it into Qi.

Lian Qi 練氣

Lian means to train, to strengthen, and to refine. A Daoist training process through which your Qi grows stronger and more abundant.

Lian Qi Hua Shen 練氣化神

To refine the Qi to nourish the spirit. Leading Qi to the head to nourish the brain and spirit.

Lian Qi Sheng Hua 練氣昇華

To train the Qi and sublimate. A Xi Sui Jing training process by which the Qi is led to the Huang Ting or the brain.

Lian Shen 練神

To train the spirit. To refine, strengthen, and focus the Shen.

5, 6, 7, 8, 4

Lian Shen 練身
Train the body.

1 — 4 — @

Lian Shen Fan Xu 練神返虛
To train the spirit to return to nothingness. An advanced stage of enlightenment and Buddhahood training in which the practitioner learns how to lead his spirit to separate from his physical body.

Lian Shen Liao Xing 練神了性
To refine the spirit and end human nature. The final stage of enlightenment training where you learn to keep your emotions neutral and try to be undisturbed by human nature.

Ling Tai 靈胎
Spiritual embryo.

Lingtai 靈臺
Spiritual station. In acupuncture, a cavity on the back. In Qigong, it refers to the Upper Dan Tian.

Luo 絡
The small Qi channels which branch out from the primary Qi channels and are connected to the skin and to the bone marrow.

Mai 脈
Qi vessels. The eight vessels involved with transporting, storing, and regulating Qi.

Mi Le Fo 彌勒佛
Happy Buddha. Chinese name of Ba Tuo, the first Indian priest to come to China to preach.

Mi Zong Shen Gong 密宗神功
Secret Style of Spiritual Gongfu. Tibetan Qigong and martial arts.

Ming Tian Gu 鳴天鼓
Beat the heavenly drum. A Qigong practice for waking up and clearing the mind in which the back of the head is tapped with the fingers.

Nao Sui 腦髓
The brain.

Nei Dan 內丹
Internal elixir. A form of Qigong in which Qi (the elixir) is built up in the body and spread out to the limbs.

Nei Gong 內功
Literally: internal Gongfu. Usually, martial Qigong.

Nei Zhuang 內壯

Internal strength. The strength of the Qi body which supports the external, or physical body.

Ni Hu Xi (Fan Hu Xi) 逆呼吸 · 反呼吸

Reverse Breathing. Also commonly called Daoist Breathing.

Ni Wan or Ni Wan Gong 泥丸 · 泥丸宮

Dust pill, or dust pill palace. Daoist Qigong terminology for the brain.

Ning Shen 凝神

To condense or focus the spirit.

Peng Lai 蓬萊

A mythical island where the immortals reside.

Qi 氣

The general definition of Qi is: universal energy, including heat, light, and electromagnetic energy. A narrower definition of Qi refers to the energy circulating in human or animal bodies.

Qi Huo 起火

To start the fire. When you start to build up Qi at the Dan Tian.

Qi Jing Ba Mai 奇經八脈

Literally: strange channels eight vessels. Commonly translated as "extraordinary vessels" or "odd meridians." The eight vessels which store Qi and regulate the Qi in the primary channels.

Qi Qing Liu Yu 七情六欲

Seven emotions and six desires. The seven emotions are happiness, anger, sorrow, joy, love, hate, and desire. The six desires are the sensory pleasures associated with the eyes, ears, nose, tongue, body, and mind.

Qi Su 氣數

Literally: Qi number. When Qi can be numbered, it means that it is limited, and therefore that person's life is almost over.

Qigong 氣功

Gong means Gongfu (lit. energy-time). Therefore, Qigong means the study, research, and/or practices related to Qi.

Qing Xiu Pai 清修派

Peaceful Cultivation Division. A branch of Daoist Qigong.

Ren Mai 任脈

Usually translated "Conception Vessel."

San Cai 三才
The three powers. Heaven, Earth, and Man.

San Gong 散功
Energy dispersion. Premature degeneration of the muscles when the Qi cannot effectively energize them. Caused by earlier overtraining.

San Guan 三關
Three gates. In Small Circulation training, the three cavities on the Governing Vessel which are usually obstructed and must be opened.

San Hua Ju Ding 三花聚頂
Three flowers reach the top. One of the final goals of Qigong whereby the three treasures (Essence, Qi, and Shen) are led to the top of the body to nourish the brain and spirit center (Upper Dan Tian).

San Nian You Cheng 三年有成
Three years of achievement. The three years of Yi Jin Jing training.

Seng Bing 僧兵
Priest soldiers. In the Tang dynasty, the Shaolin Temple was the only one the emperor permitted to have its own complete martial arts system.

Shaolin 少林
A Buddhist temple in Henan province, famous for its martial arts.

She Jing 攝精
Absorbing the Essence. Absorbing natural Essences, such as from the sun, moon, food, and air.

Shen 神
Spirit. Said to reside in the Upper Dan Tian (the third eye).

Shen Gu 神谷
Spirit valley. Formed by the two lobes of the brain, with the Upper Dan Tian at the exit.

Shen Jiao 神交
Spiritual communication.

Shen Qi Xiang 神氣相合
The Shen and the Qi combine together. The final stage of regulating the Shen.

Shen Tai 神胎
Spiritual embryo. It is also called "Ling Tai."

Shen Xi Xiang Yi 神息相依
The Shen and breathing mutually rely on each other.

Shen Ying 神嬰
Spiritual baby.

Sheng Tai 聖胎
Holy embryo. Another name for the spiritual embryo.

Shi Yue Huai Tai 十月懷胎
Ten months of pregnancy. A stage in Daoist Qigong when the spiritual embryo is nourished.

Shou Shi Fan Ting 收視返聽
Withdraw the sight and reverse listening. The first step in meditation, where you draw your attention inside you, away from the sensations of the outside world.

Shu 蜀
Sichuan province.

Shuang Xiu 雙修
Double cultivation. A Qigong training method in which Qi is exchanged with a partner in order to balance the Qi in both people.

Si Da Jie Kong 四大皆空
Four large are empty. A stage of Buddhist training where all of the four elements (earth, water, fire, and air) are absent from the mind so that one is completely indifferent to worldly temptations.

Song Gang 鬆肛
Relax the anus.

Su Wen 素問
A very old medical book.

Tai Chi Chuan (Taijiquan) 太極拳
Great ultimate fist. An internal Chinese martial art.

Tao Te Ching (Dao De Jing) 道德經
Morality Classic. Written by Lao Zi.

Tian Chi 天池
Heavenly pond. The place under the tongue where saliva is generated.

Tie Bu Shan 鐵布衫
Iron shirt. Gongfu training which toughens the body externally and internally.

Ti Xi 體息
Body breathing, or skin breathing. In Qigong, the exchanging of Qi with the surrounding environment through the skin.

Tiao Xin 調心
To regulate the emotional mind.

Tiao Shen 調神
To regulate the body.

Tiao Xi 調息
To regulate the breathing.

Tui Na 推拿
Literally: push and grab. A style of massage and manipulation for treatment of injuries and many illnesses.

Wai Dan 外丹
External elixir. External Qigong exercises in which Qi is built up in the limbs and then led to the body.

Wai Zhuang 外壯
External strength. Muscular strength, which can be seen externally.

Wei Qi 衛氣
Guardian Qi. The Qi shield which wards off negative external influences.

Wu 午
Noon.

Wu Qi Chao Yuan 五氣朝元
Five Qis toward their origins. A goal of Qigong wherein the Qi of the five Yin organs is kept at the right (original) level.

Wu Xin 五心
Five centers. The face, the Laogong cavities in both palms, and the Yongquan cavities on the bottoms of both feet.

Wu–Zi 午子
The time between noon and midnight.

Wudang Mountain 武當山
Located in Fubei province in China.

Xi Sui Fa Mao 洗髓伐毛
Washing the marrow and conquering the hair.

Xi Sui Jing 洗髓經
Washing Marrow/Brain Classic, usually translated *Marrow/Brain Washing Classic*. Qigong training specializing in leading Qi to the marrow to cleanse it.

Xiao Jiu Tian 小九天
Small nine heaven. A Qigong style created in the sixth century.

Xiao Zhou Tian 小周天
Small heavenly cycle. Also called Small Circulation. The completed Qi circuit through the Conception and Governing Vessels.

Xin 心
Literally: Heart. Refers to the emotional mind.

Xing Ming Shuang Xiu 性命雙修
Human nature life double cultivation. Originally Buddhist, though now predominantly Daoist approach to Qigong emphasizing the cultivation of both spirituality (human nature) and the physical body.

Xingyi (Hsing Yi) or Xingyiquan (Hsing Yi Chuan) 形意 · 形意拳
Literally: Shape-mind Fist. An internal style of Gongfu in which the mind or thinking determines the shape or movement of the body. Creation of the style is attributed to Marshal Yue Fei.

Xiu Qi 修氣
Cultivate the Qi. Cultivate implies to protect, maintain, and refine. A Buddhist Qigong training.

Xiu Shen 修身
Cultivat the physical body. Cultivate implies to protect, maintain, and refine. A Buddhist Qigong training.

Xuan Guan 玄關
Tricky gates. The many key places in Qigong training.

Yang 陽
In Chinese philosophy, the active, positive, masculine polarity. In Chinese medicine, Yang means excessive, overactive, overheated.

Yang Shen 養神
To refine and nurse the spirit.

Yangqiao Mai 陽蹻脈
Yang Heel Vessel. One of the eight extraordinary vessels.

Yangwei Mai 陽維脈
Yang Linking Vessel. One of the eight extraordinary vessels.

Yi 意
Mind. Specifically, the mind which is generated by clear thinking and judgement, and which is able to make you calm, peaceful, and wise.

Yi Jin Jing 易筋經
Literally: *Changing Muscle/Tendon Classic*, usually called *The Muscle/Tendon Ch nging Classic*. Credited to Da Mo around 550 A.D., this work discusses Wai Dan Qigong training for strengthening the physical body.

Yi Qi Xiang He 意氣相合
Yi and Qi mutually combine.

Yi Yi Yin Qi 以意引氣
Use your Yi (wisdom mind) to lead your Qi.

Yin 陰
In Chinese philosophy, the passive, negative, feminine polarity. In Chinese medicine, Yin means deficient. The Yin (internal) organs are the Heart, Lungs, Liver, Kidneys, Spleen, and Pericardium.

Ying Qi 營氣
Managing Qi. It manages the functioning of the organs and the body.

Yinqiao Mai 陰蹻脈
Yin Heel Vessel. One of the eight extraordinary vessels.

Yinwei Mai 陰維脈
Yin Linking Vessel. One of the eight extraordinary vessels.

Yuan Jing 元精
Original Essence. The fundamental, original substance inherited from your parents; it is converted into Original Qi.

Yuan Qi 元氣
Original Qi. Created from the Original Essence inherited from your parents.

Yuan Qiao 元竅
Original key point. Key points to the training.

Yuan Shen 元神
Original Spirit. The spirit you already had when you were born.

Yuzhen 玉枕
Jade pillow. One of the three gates of Small Circulation training.

Zai Jie Pai 栽接派
Plant and Graft Division. A style of Daoist Qigong.

Zheng Hu Xi 正呼吸
Formal Breathing. More commonly called Buddhist Breathing.

Zhu Lun 珠輪
Pearl wheels. The testicles.

Zi 子
Midnight.

Zi–Wu 子午
The time between midnight and noon.

Index

Abdominal Breathing, 66-67, 236
Advancing Downward Internal Prescription, 293
Advancing Downward Washing Prescription, 293
An Mo, 297
Arising Internal Prescriptions, 292
Arising Washing Prescriptions, 292
Ba Tuo, 24, 297
Bagua, 12, 15, 145, 297
Baihui, 67, 80, 155-156, 208
Ball rolling, 131, 140
Ban Ci Mi Di, 33-34, 87-88, 102-103, 113, 171
Bao Pu Zi, 51
Bear's Ear Mountain, 30-31
Beating, 89-91
Beating Exercises, 134, 206, 266
Bind, 231-233, 237-240, 246-247
Bioelectric circulation, 57
Bioelectric current, 267
Bioelectric imbalance, 57
Biting Exercise, 267
Bladder channel at Jingming, 199-200
Bodhidarma, 24, 294
Bodhisativa, 24
Body breathing, 66, 68-69, 89, 106, 144, 183
Book on Awakening to the Truth, 51
Bow Qi, 239, 261
Breathing, 58-63, 65-69, 103, 125-126, 148-150, 125-157
Breathing Mutually Dependent, 61
Buddhism, 6, 11-12, 26-28, 49-50, 267
Buddhist Breathing, 66-67, 149-150, 153-154
Buddhist cultivation, 22, 82
Buddhist Qigong, 42-43, 47, 211, 248-249
Cai Yao, 45, 49, 260, 299
Chan, 12, 26-27, 45-46, 48, 50
Chan Buddhism, 26
Chan meditation, 12, 26-27, 48
Chang Bai mountain, 38
Chengqi, 197, 200
Chest Breathing, 66-67
Chinese scholar Qigong, 43
Chinese Spiritual Gong, 236
Chou Pi Nang, 22, 298
Conception Vessel, 10, 64, 195-198, 200-202,
Crushing the Nothingness, 211, 219, 222, 271
Cuo, 231, 237, 243, 245-246, 248
Da Mo, 11-12, 14, 43, 87, 144, 147, 157
Da Mo Zhuang Qigong, 92, 167, 298
Da Qiao, 152, 298
Dan Tian, 64-68, 153, 155-157
Dang Ling, 260
Dao, 26-28
Dao De Jing, 22, 299, 305
Dao Wai Cai Yao, 45, 49, 299
Dao Xin, 27, 298
Daoist Breathing, 67, 149-150, 152-153, 299
Daoist Qi conversion, 233
Daoist Qigong, 41-54, 147, 209, 299-300, 303
Deng Feng Xian, 24
Double Cultivation, 52, 82, 220
Dragon Pearl Finger Gong, 243
Dragon Tendon Develop Qigong, 244
Dragon Tendon Extending Qigong, 244
Du Mai, 10, 194-195, 236, 260, 299
Eastern Han dynasty, 21, 42
Eight Pieces of Brocade, 13-14, 37, 92, 167, 297
Eight Trigrams, 55, 145, 297,
Embracing Simplicity, 51
Emei mountain, 33, 171, 299
Emperor Wei, 24, 30
Emperor Wei Xiao Ming, 30
Energy dispersion, 104
Essence-Qi conversion, 192, 215-216, 222, 225, 241, 276
External elixir, 74, 94, 306
External Qi, 87, 121, 179-180
External strength, 74, 97-98, 103, 105, 110
Fengfu, 151, 195-196, 200
Fire Gong, 183
Fire mind, 56, 59
Fire Path, 63-65, 198, 221, 260, 263, 265
Fire Qi, 55-56, 64, 94, 116, 144, 197, 209-210
Fist Set, 143, 157-163, 167, 182
Five Achieving Pill, 288
Five Growing Pill, 288
Fu Qi, 50, 299
Fu Xi, 68, 106, 156, 183, 299
Gall Bladder channel at Benshen, 200
Gall Bladder channel at Fengchi, 199
Gate Opening Practice, 269-270
Girdle Vessel, 198-199, 201
Golden Elixir, 45-46, 49, 264, 300
Golden stamp, 257, 263
Gongfu, 13
Governing Vessel, 10, 64, 92, 96, 114, 148, 200-202
Grand Circulation, 19, 92, 114-116, 148, 154-157

Great Power Pill, 296
Gu Shen, 208, 218, 299
Guardian Qi, 92-93, 106, 123-125, 130, 195-196
Han dynasty, 21, 42, 91, 299
Han's Book of Art and Literature, 52
Hand Knife Gong, 245, 258
Hand Pat Gong, 245
Hanging, 163, 167, 221, 245, 263
Heavenly Cover, 268
Heavenly pond, 152, 305
Heel Vessel, 196, 199-202, 204, 307-308
Heng Mo, 230, 246, 300
Herb Picking Outside of the Dao, 45-46
Hibernation Training, 222
Holy embryo, 211-213, 217
Hong Ren, 27, 298
Hou Tian Fa, 12, 300
Huang Ting cavity, 210, 212, 215, 222, 256
Hui Ke, 27, 30, 32-33, 298
Hui Neng, 27, 46, 298
Huiyin, 64-68, 155-157, 84, 210, 206
Immortal bone, 65
Inner Classic, 196
Internal cultivation, 16, 32, 69, 84, 109
Internal elixir, 74, 94, 143, 195
Internal Gongfu, 50, 302
Internal Qi, 96-98, 121, 144, 153, 155
Internal strength, 69, 74, 97-98, 100-101, 105, 135, 176-178
Internal Strength Prescription, 290
Internal Strength Washing Prescription, 290
Iron Shirt, 74, 90, 93, 103-105, 133, 201
Iron Shirt training, 74, 93, 103-104, 133, 201
Jade Pillow, 151-152, 180, 308
Jade Stem Training, 246
Ji Guang, 13, 27
Jiaji, 151, 180
Jiaji gate, 151
Jiao Lao, 38-39
Jie, 43, 45, 49-50, 219, 305
Ji-Guang, 13, 27
Jing, 6-7, 9-22, 24-25, 27-33
Kai Qiao, 50, 208, 218, 257, 301
Kan, 6, 55-69, 80-81, 85
Kidney channel at Zhaohai, 200
Kidney Qi, 89, 111, 265
King Xiang, 91
Kun Lun, 145, 262-263
Lamas, 43
Lao Zi, 22, 50, 185, 299, 301
Laogong, 59, 67, 155, 182, 306
Large Intestine channel at Jianyu, 199
Li, 6, 13, 22, 30, 39-40, 75-76
Lian Qi, 9, 44, 47, 74
Lian Shen, 9, 44, 47, 74
Liang dynasty, 22
Lianquan, 197, 201
Ling Tai, 11 53, 210-211, 304, 304
Lingtai, 102, 151, 180, 302
Linking Vessel, 196-197, 200-202, 307
Liu Bang, 91
Liu Zu Shuo Chuan Fa, 46
Liver Qi, 89, 111
Lower Dan Tian, 64-66
Lower Portion Herb Washing Prescription, 294
Lu You, 25
Lung Qi, 89, 111
Magic Gate, 201, 232, 249, 259-261 263-265
Mallet, 133, 141, 175-176, 180
Managing Qi, 53, 229, 308
Marrow/Brain Washing, 5-7, 25, 74, 82-83, 189, 266-267
Marrow/Brain Washing Classic, 6-7, 25, 306
Marrow/Brain Washing Qigong, 5, 74, 189
Marshal Yue Fei, 13, 35-37, 40, 297, 300
Massage Gong, 136, 171
Massage-Pound Gong, 174
Massaging, 49, 90, 99, 120, 129, 135-137, 139-141
Mencius, 101
Metal Disk, 133
Metal Hammer, 134
Mi Le Fo, 24, 297, 302
Middle Dan Tian, 64-65, 212, 249
Mother tiger, 234
Mu Lao Hu, 234
Muscle/Tendon Changing, 6, 25, 71, 74, 82, 84, 113, 307
Muscle/Tendon Changing Classic, 6 25, 307
Muscle/Tendon Changing Qigong, 71
Natural Energy, 57, 217-219, 250, 253
Nei Dan, 65, 74-75, 79-80
Nei Gong, 50, 302
Nei Qi, 121, 179
Nei Zhuang, 74
Ni Hu Xi, 67, 149, 299, 303
Ni Wan Gong, 80, 218, 303
Ning Shen, 50, 303
Normal Abdominal Breathing, 66

Normal Breathing, 66
Original Essence, 10, 64, 116, 149, 197, 204, 242,
Original Qi, 111, 192, 197-199204, 214-215, 257
Pai, 85, 91, 92, 94
Palm Set, 143, 157, 163-167, 182
Palm Slip Out Gong, 243
Peaceful Cultivation Division, 45-46, 49-51, 303
Pearl-Wheel Gong, 242
Penis Stimulation Training, 246
Pestle, 107, 133, 174-176, 180, 206
Picking the Herb from Outside of the Dao, 49
Plant and Graft Division, 45-46, 49-51, 308
Post-birth Techniques, 12
Punding, 89-91, 95, 106-108, 119, 121, 133
Pre-Birth Essence, 58
Qi, 6-13, 16-17
Qi channels, 8, 10
Qi Circulation, 8, 10, 56-57, 59, 62-66, 89, 94
Qi Mutually Combined, 62
Qi rivers, 8, 226
Qin Kuai, 37
Qing, 29, 40-41, 43, 45, 49-50, 217
Qing dynasty, 13, 29, 40-41, 43, 47
Qing Xiu Pai, 45, 49-50, 303
Refining the Essence, 211, 220, 241, 245, 251, 255
Religious Qigong, 5, 8, 21, 41, 191
Ren Mai, 10, 196, 236, 303
Reverse Breathing, 67, 149, 152-153, 156-157, 267, 299
Rib Marrow, 205-206
Rolling, 120, 126, 131-132, 140-142, 145
Rou, 134, 231, 237, 243-244
San Cai, 88, 304
San Gong, 94-95, 104, 107
San Guo, 91
Sardili, 24, 298
Semen Qi, 214-215, 229, 242, 260, 265
Seng Bing, 13, 304
Seng Can, 27, 298
Shang Dan Tian, 53
Shang dynasty, 21
Shao Bao, 35-36
Shaolin, 12-13, 23, 25-34, 47, 148
She Jing, 50, 304
Shen, 9, 19-20, 27, 39, 41
Shen Gong, 19, 228, 236, 302
Shen Gu, 146, 208, 217, 304
Shen Qi Xiang He, 62
Shen Tai, 53, 304
Shen Xi, 61-62, 67, 152, 155, 304
Shen Ying, 53, 230, 305
Shou Shi Fan Ting, 89, 305
Shu, 33, 52, 85, 231, 237-240, 246-247, 305
Shuang Xiu, 45, 49, 52, 82, 128, 305
Side Grindstone Training, 246
Sideway Opening External Washing Prescriptions, 291
Sideway Opening Internal Prescription, 291
Six Ancestors of Chan, 27
Sixth Ancestor Disrupting the Passed Down Method, 46
Skin breathing, 68-69, 106, 156, 183, 299
Slapping, 89-90, 95, 131, 141, 170, 291-292
Small Circulation, 92, 94-96, 101, 143-143, 148-150, 152-153, 157
Small Intestine channel at Naoshu, 199-200
Small Nine Heaven, 12, 306
Song dynasty, 13, 25, 28, 35, 297
Southern Song dynasty, 13, 25
Spirit breathing, 62, 155
Spirit Valley, 146, 208, 217, 305
Spiritual cultivation, 11, 22-23, 26-28, 32, 42-43, 47-48, 50, 82
Spiritual embryo, 211, 214, 216-217, 300
Spiritual power, 9, 28, 35-36, 39, 74
Spiritual station, 102, 302
Spleen Qi, 89, 111
Stomach channel at Chengqi, 200
Stomach channel at Qichong, 198
Stomach channels, 201
Strengthening Qigong, 92
Strike Tiger Strength Origin Elixir, 295
Striking, 39, 89-91, 95, 106, 119, 121, 141-142
Su Wen, 196, 279, 305
Swallow, 213-232, 237-239, 246, 248-250
Tai He, 62
Taijiquan, 12, 16, 28, 69, 305
Tang dynasty, 13, 27, 46, 298
Ten Brocade Pill, 287-288
Ten Completeness Pill, 288-289
Testicle Exercises, 216
Testicle Stimulation Training, 242
The Eight Pieces of Brocade, 13-14, 92, 167, 314
The Girdle Vessel, 198-199, 201
The Three Gates, 145, 150, 154, 308
Three Kingdoms Period, 91

Three powers, 88, 304
Thrusting Vessels, 196, 212, 264
Ti Xi, 68, 106, 156, 183, 305
Tian Chi, 152, 305
Tiantu, 197, 201
Tiao Xi, 50, 209, 306
Tibetan Qigong, 43, 302
Tie Bu Shan, 90, 103, 305
Tower of Fragrance, 18, 29, 76, 88, 171, 300
Tricky gate, 208, 218, 222, 255, 257, 301
Triple Burner, 57, 109, 200-201, 203
Turning the Pearl Gong, 245
Upper Dan Tian, 67, 102, 146, 155-157, 17-218
Valley Spirit, 208, 218, 299
Wai Dan, 19
Wai Qi, 121, 179
Wai Zhuang, 74, 97-101, 103, 105, 110, 113-115, 136
Warring States Period, 22
Wash Hand Fairy Prescription, 296
Water Path, 63-65, 198, 221, 260, 265
We Qi, 53
Wei Qi, 62, 92, 149, 195, 229, 306
White Clothes Zhang, 88
Wind Path, 63-65
Wisdom mind, 56, 59, 61, 102
Withdrawing the Sword Gong, 261
Withdrawing the Turtle Gong, 261
Wu, 25, 40, 51, 67, 77, 91, 129
Wu Zhen Pian, 51
Wudang Mountain, 28-29, 306
Wu-Zi, 77, 80, 129
Xi Sui Jing, 6-7, 9-17
Xi Sui Jing theory, 6
Xi Sui Qigong, 21, 65, 93, 205, 213. 227
Xi Xiang Yi, 61-62, 152, 304
Xian Gu, 65
Xiang Yu, 91
Xiao Jiu Tian, 12, 306
Xin, 81
Xing Gong, 242, 246
Xiong Er Shan, 31
Xiu, 45, 47, 52, 128, 303
Xiu Qi, 47, 307
Xuan Guan, 201, 218, 232, 239, 255-257
Yang channels, 10, 92, 148, 156-157, 194-195, 203
Yang Heel Vessel, 196, 199-202, 307
Yang spirit, 56
Yangqiao Mai, 199, 307
Yellow yard, 232, 239, 249, 300
Yi, 1
Yi Jin, 6-7, 9-21
Yi Jin Jing, 6-7, 9-21
Yi Jin Qigong, 12, 16, 74, 227, 236
Yi Wen Zhi, 52
Yin Heel Vessel, 199-200, 202, 204, 308
Yin Junction, 197, 201
Ying Qi, 53, 229, 308
Yinjiao, 197-198, 201-202, 212, 236
Yongquan, 59, 67, 147, 155, 182, 254, 360
Yuan Qi, 192, 197, 215, 308
Yue Fei, 13, 35-37, 40, 297, 300, 307
Yue-Feng, 40, 88
Zai, 45, 49-50, 308
Zan, 237, 243, 245
Zhang, Dao-Ling, 22
Zheng, 66, 149, 231, 237, 243, 308
Zheng Hu Xi, 66, 149, 308
Zhong Dan Tian, 64, 249
Zhuang Zhou, 22
Zhui, 231, 237, 243, 257
Zi, 22-23, 50-51, 77, 80, 129, 184-185, 212
Zi-Wu, 77, 80, 129