

BEZOAR STONES

Knowledge Paper III

Copyright © 2001 Bezoarstones

Homepage : <http://www.bezoarstones.com/>

[License](#) | [About Us](#)

Table of Contents

Preface	Wirid Tolak Bala--Prayer to Avoid Dangerous Situations
General Instructions	Aji Serowondo--The Power to Improve Sharp-Shooting Skills
The Generation of Magickal Power	Spell for Getting Dressed--To Acquire Sympathy from Others
Acquiring Treasures Magickally with a Spirit's Aid	Spell for Powdering--To Appear Attractive to Others
Secret Ritual for Attracting Luck I	Ritual For Getting Good Dreams
Secret Ritual for Attracting Luck II	Evoking a Jinn King
Secret Ritual for Attracting Luck III	Evoking a Jinn Servant
Asma' Air Mawar for Blessing Someone with Invulnerability and Strength	To Know What Lies in a Person's Heart
Magickal Solution for Opening the Third Eye	Acquiring Occult Information from a Khodam Spirit
Recitations to Unfold the Third Eye	To Fastest Way to Acquiring Occult Powers
Cleansing Haunted Places	Magickal Sandals for Distant Flights
Aji Selulup--Spell For Long Periods Underwater	Developing One's Spiritual Senses
Transferring Malicious Psychic Implants to Eggs	Removing Major Obstacles and Problems
Talisman for an Authoritative Presence	The Rod of Moses Prayer
Protection of the Home with an Illusory Ocean	Protection Against Temptations
Gendam Smorondono--The Deadly Handshake for Attraction	Healing with Consecrated Food
The Generation of Magickal Power II	How to Make Love Oils
Nyepi Gaman--Unfolding the Hidden Remains of a Historical Site	Removing Jinns from Trees and in Certain Areas

Preface

The present work is a compilation of occult knowledge acquired from diverse sources of the Ilmu Al-Hikmah, or the Islamic occult tradition here in Indonesia. A majority of these teachings represent the legacy left to us by the spiritual Islamic adepts of the Middle East. Elements of Indonesian Shamanism and Kejawen may also be found in the occult knowledge presented in this ebook and others of these series. The latter tradition is one of the other major occult streams to be found in the island of Java.

Most of the occult teachings of the exercises, rituals, rites, spells, etc., to be found in these series of ebooks have been gathered from the numerous metaphysical Islamic lodges here in Indonesia. Not all of these are spiritually oriented, some are decidedly "black" in nature. We trust that the readers of these ebooks are spiritually mature and will not use or apply these teachings for any negative

purposes. We present them basically for educational purposes and as literary curios. We hold no responsibility for their misuse or abuse.

This paper is especially directed to the seasoned-practitioner of magick, as the various keys to making them work will not be explained herein. The keys may be discovered through personal search, study, contemplation and experimentation. It is said that by simply possessing the keys any system of magick may be successfully applied. The compiler believes that the practitioner of these teachings would have a good percentage of success in their application with the appropriate knowledge at hand.

The occult practitioner with years of experience to his credit will find this and other compilations of this series to be extremely valuable. The fact that the prayers and mantras are in Arabic should not deter the magician from practicing them. Sincerity and seriousness in the work would open up doors of literal and spiritual understanding. One does not have to be a Muslim to work Islamic magick--it is initially sufficient to live the spiritual precepts and truths as to be found in all religions. We can devote ourselves to the Deity using any language as media--fundamentalism and fanaticism should not be part of any occult student's attempt to reach out to the Divine Omneity. Understanding Arabic and the meaning of the prayers, though, would be beneficial. The reader ought to keep in mind that the pure concentrated intent of the magician is a powerful factor in making these rites work.

TOP

General Instructions

Perform all occult exercises and disciplines in a clean, quiet room or in a retreat especially consecrated for occult/metaphysical work. There should be enough ventilation in the room. All work should be done on the floor or ground, on a suitable carpet chosen for the purpose.

Practice deep breathing for 7-7-7 counts--inhale 7 counts, hold for 7 counts, and then exhale for another 7 counts. While holding the breath imagine energy accumulating in the psychic center below the navel. The exact location is about three-finger breadth beneath the navel. Generally, the occult exercises and rites should be preceded by this breathing practice. One of the keys to occult development and a successful performance of a rite is the amount of psychic energy we accumulate and channel. Breathing exercises are just one of the many systems of psychic energy accumulation.

Before performing any occult rite, a spiritual cleansing or holy wash is necessary to rid oneself of psychic toxins and dross matter. There are many occult rites designed for this purpose, but the simplest technique is just to visualize a flood of brilliant white light pouring over you while you shower. Imagine all of the psychic dirt from your physical and etheric body as being washed down the drain. Recite a simple personal prayer while showering. In the Name of the Almighty, and your true Self, request the angelic intelligences to transform yourself to an immaculate state.

Fasting is generally required during, and several days prior to the conducting of the exercises or rites. Fast from dawn to dusk, consuming no meat and eating nothing with any taste--for instance,

just plain rice or bread. This fasting method is called "mutih" by Javanese occultists. You may break your fast at dusk and may eat several meals outside of the designated fasting period. This fasting is quite strenuous but essential to conditioning the physical-etheric body towards interaction with higher forces and as a fit receptacle for the generated or invoked forces to dwell.

Believe and have faith in the efficacy of the occult work and exercises, for the right mental and spiritual attitude open psychic portals to the infinite realms. Have faith in your Creator most of all. Conduct prayers often and have a strong focus upon the exercises and rites. Do not be distracted by frivolous matters. The spiritual life aids in attunements with cosmic forces. Physical and etheric purity only gives one access to the astral/etheric realms. Mental and emotional purity transforms us into a vessel of light fit to receive the Holy Spirit. Obey the precepts of the Spirit and the Cosmic laws as these will pave the way for the quantum leap to the next level of evolution.

Meditate often so as to acquire the skill needed to slip into an altered state of consciousness. In the name of your true Self, request the angelic forces through decrees, prayers and invocations, to open-up the spiritual centers in your etheric body.

TOP

The Generation of Magickal Power

The activation of magickal power may be accomplished by the following rite :

1) Sit in the lotus position or cross-legged on the ground facing west, with the back bone straight but relaxed, and the eyes closed. Place your hands before you, palms facing outwards.

2) Inhale while reciting :

"A'uudzubillahinasy syaithonirrojiim."

3) Hold the breath and focus upon the point below the navel while reciting :

"Laahaula walaa quwatta illabillahil 'aliyyil 'adzim."

4) Transfer your focus to the chest while still holding the breath and recite :

"Allah-Allah-Allah."

5) Constrict your whole body while refocusing on the point below the navel while reciting :

"Ya Jabbar-Ya Jabbar-Ya Jabbar."

6) Then exhale, directing your breath to your hands while reciting :

"Ya Rohman Ya Rohiim." 3x

7) The next step is to rub your face with your hands while inhaling and willing that energy from the cosmos blends with your body and soul. Do this while reciting :

"Yaa Hayyu Yaa Qoyyum Birohmatika Astaghiz." 3x

Repeat No. 2--7 3x.

Do this for seven nights and regularly thereafter, especially before a magickal rite or ritual.

TOP

Acquiring Treasures Magickally with a Spirit's Aid

This rite evokes the presence of a spirit that would acquire from the magickal realms treasures for you.

Method :

1) Conduct two rakaat of prayers (non-muslims: offer a prayer of devotion to the Deity)

Recite :

"Illahadrati Nabi Mustafa Muhammadin salla'llahu 'alaihi wasallama Al-Fatehah."

Recite the Al-Fatehah verse.

"Illahadrati malaikat Jibril, Mikail, Israfil, Iszrail Al-Fatehah."

Recite the Al-Fatehah verse.

"Illahadrati sadatina abi bakrin waumara wausmana wa'ali Rodyallohu Anhum Al-Fatehah."

Recite the Al-Fatehah verse.

"Illahadrati nabiyyil Hidzir ngalaih Salam Syaiulillahi lahul Fatehah."

Recite the Al-Fatehah verse.

"Illahadrati Syech Abdul Qodir Jaelani Syaiullillahi lahul Fatehah."

Recite the Al-Fatehah verse.

"Illahadrati muslimin muslimat, Mu'minin Mu'minat Al-Fatehah."

Recite the Al-Fatehah verse.

"Khususon Cikal bakal dusun . . . (state where you live.) Al-Fatehah."

Recite the Al-Fatehah verse.

Continue with :

"Ya Hu." 1511x

"O Allah, we request . . . (state request.)"

"Ya Mughit Zu." 1670x

"Ya Wahab." 41000x

Note: The above recitations should be completed in a single night before 4.15am. Begin the ritual in the late evening (during the "Isya" prayers.) Conduct the ritual in a spiritually prepared room. Anoint yourself with aromatic essential oil. When the spirit appears and questions you, reply :

"My desire is to request your aid in acquiring bountiful treasures for our sustenance in this world and in the next."

The Al-Fatehah verse :

"Bismillahir-rohmaanir-rohiim.

"Al-hamdulillahi rabbil 'aalamiin, ar-rahmaani ar-rahiim.

"Maaliki yaumid diin, Iyyaka na'budu wa iyyaaka nasta 'iin.

"Ihdinash Shiraathal Mustaqiim.

"Shiraathal Ladziina an'amta alaihim.

"Ghairil Maghduubi Alaihim Walaadh Dhaalin.

"Amin."

TOP

Secret Ritual for Attracting Luck I

This secret ritual attracts luck :

Method :

Face the ka'ba and recite 1000x :

"Bismillahirrohmanirrohim. Sedulur papat lima pancer, nunggal pertapan siji panggonan amarah. Sufiyah lawwamah, mutmainah, sembodanono kekarepanku, jasmani rohani, nyuwun rejeki ingkang agung, rewangono anggonku nyambut gaw-e."

Next face north and recite the verse above 1000x.

Continue facing east and repeat the recitation 1000x.

Lastly face west and recite for another 1000x.

TOP

Secret Ritual for Attracting Luck II

This is another secret ritual for attracting luck. This ritual is to be executed for three consecutive nights after midnight.

Recite for 5000x the following mantra :

"Walau Anna fii miiryaatin mil liquoik."

TOP

Secret Ritual for Attracting Luck III

Another method to attract luck and improve one's financial position is to recite the mantra below 7x at 5am in the morning. This ritual is to be recited for a total of 40 days. Before the recitation sprinkle salt all over the front portal to your home with your mouth (not an impossible feat).

The mantra :

"Sebrot kumolo jati, roso ono kalbu,
"Sebrot gunung emas, roso ono ing tangan,
"Sebrot rejeki wong sejagad kabeh,
"Aku njaluk lilamu,
"Mugi gusti paring wilujeng."

Translation/Interpretation :

"I snatch treasures, and feel them in my heart,
"I snatch a mountain of gold, and feel it in my hands,
"I snatch the luck from all people of the world,
"I request your willingness (to come to me),
"May God bless us with salvation."

TOP

Asma' Air Mawar for Blessing Someone with Invulnerability and Strength

This rite fills someone with strength and an invulnerability to sharp weapons.

Method :

- 1) Commence with a Holy Wash.
- 2) Start-off the ritual with the "Generation of Magickal Power" rite above.

Then continue the recitation with the following :

"Liridhoillahi ta'angala Al-Fatehah." 1x

Recite the Al-Fatehah verse :

"Bismillahir-rohmaanir-rohiim.

"Al-hamdulillahi rabbil 'aalamiin, ar-rahmaani ar-rahiim.

"Maaliki yaumid diin, Iyyaka na'budu wa iyyaaka nasta 'iin.

"Ihdinash Shiraathal Mustaqiim.

"Shiraathal Ladziina an'amta alaihim.

"Ghairil Maghduubi Alaihim Walaadh Dhaalim.

"Amin."

Continue with :

"Illahadrati Nabi Mustafa Muhammadin salla'llahu 'alaihi wasallama Al-Fatehah."

Recite the Al-Fatehah verse (as above).

"Illahadrati malaikat Jibril, Mikail, Israfil, Iszrail Al-Fatehah."

Recite the Al-Fatehah verse (as above).

"Bibarokati kamukjizatanipun ruhipun Nabi Khidir alaihissalam Al-Fatehah."

Recite the Al-Fatehah verse (as above).

"Illahadrati Nabi Sulaiman alaihissalam Al-Fatehah."

Recite the Al-Fatehah verse (as above).

"Stuma Sultanil Auliyai Bagdadi Sayid Syech Abdul Khadir Jaelani Al-Fatehah."

Recite the Al-Fatehah verse (as above).

Followed by the Al-Ikhlash verse,

"Bismillahir-rohmaanir-rohiim.

"Qul huwallahu ahad

"Allahush shamad

"Lam yalid wa lam yuulad

"Wa lam yakul lahuu kufuwan ahad." 3x

The Al Falaq verse,

"Bismillahir-rohmaanir-rohiim.

"Qul auudzu bi Rabil falak

"Min syahrri maa khalaq

"Wa min syahri ghaasiqin idzaa waqab

"Wa min syahri naffaatsaati fil 'uqod

"Wa min syahri haasidin idzaa hasad." 1x

The An-Naas verse,

"Bismillahir-rohmaanir-rohiim.

"Qul a'uudzubirab bin nas

"Malikin nas

"Ilahin nas

"Min syahriril waswaasil khan naas

"Al ladzii yuwaswisu fii shuduurin naas

"Minal jinati wan naas." 1x

The Throne verse,

"Allahu laa ilaaha illaa huwal hayyul qayyumu, laa ta 'khudzuhu sinatuw walaa nauum, lahuu maa fissamaa waati wa maa fil ardhi man dzalladzii yasyfa'u 'indahuuillaa bi idznihii ya'lamu'maa baina aidiihim wamaa khalfahum. Walaa yuhitsuuna bisyai-im min 'ilmihi illaa bimaa syaa-a wasi'a kursiyyuhus samaawaati wal ardha walaa yauuduhuu hifzhuhumaa wahuwal 'aliyyul 'azhiim." 1x

The Istigfar verse,

"Astaghfirullahaladzim." 21x

The Shalawat verse,


"Alloohumma Sholli 'alaa Sayyidinaa Muhammad." 11x

The Syahadat verse,

"Asyhadu anlaailaaha illallooh wa asyhadu anna Muhammadarrosuulullooh." 1x

"La qaula wala quwatta illa billahil aliyil adzim." 1x

3) The next step is to inscribe the following 3x on a piece of virgin paper. Then place it on a plate and pour rose-water over it.



Construct the talisman above according to the rules of the construction of talismans and while fasting.

4) Recite over the occult solution 313x the following mantra :

"Wabarik-lana-allahumma-jam'i-hasbina-wa-khula 'uquudal 'usriyayuhin armakhat."

Then blow upon the solution 3x visualizing energy in the form of a brilliant light permeating the water.

Then store the solution in a bottle. When you wish to transfer the energy of invulnerability and strength to someone, have the person go through a rite of cleansing or a Holy Wash and then have the candidate recite the Al-Fatehah prayer 125x as a gift to Syech Abdul Khadir Jaelani :

"Stuma Sultanil Auliyai Bagdadi Sayid Syech Abdul Khadir Jaelani Al-Fatehah."

"Bismillahir-rohmaanir-rohiim.

"Al-hamdulillahi rabbil 'aalamiin, ar-rahmaani ar-rahiim.

"Maaliki yaumid diin, Iyyaka na'budu wa iyyaaka nasta 'iin.

"Ihdinash Shiraathal Mustaqiim.

"Shiraathal Ladziina an'amta alaihim.

"Ghairil Maghduubi Alaihim Walaadh Dhaalin.

"Amin." 125x.

The candidate to the Asma' Air Mawar (Rose Water) power may then drink the empowered solution.

TOP

Magickal Solution for Opening the Third Eye

This ritual creates a magickal solution that awakens the Third Eye.

Method :

1) Inscribe upon a piece (or more) of virgin paper the following for 1116x if you wish to empower another or 62x if you wish the solution for personal use :

الْبَاطِنُ

The inscription should be done on the first full moon of any month.

2) Then put the paper on a plate or vessel. Pour over it rain water collected on a Thursday night of which you have previously consecrated with the recitation of the Divine Name, "Ya Bathin," for 1116x. This consecration is done by reciting over the water and then blowing upon it 3x visualizing energy in the form of a brilliant light flowing with the breath and permeating the water. Store the solution.

3) Before drinking the solution (on any day after the above operations) conduct a Holy Wash.

4) Now drink the solution and recite the following (if the solution is for another, have them follow the same steps: cleansing with a holy wash, drinking of the magickal solution, and the recitation of the following, including doing the concentration exercise) :

"Liridhoillahi ta'angala Al-Fatehah." 1x

Recite the Al-Fatehah verse :

"Bismillahir-rohmaanir-rohiim.
"Al-hamdulillahi rabbil 'aalamiin, ar-rahmaani ar-rahiim.
"Maaliki yaumid diin, Iyyaka na'budu wa iyyaaka nasta 'iin.
"Ihdinash Shiraathal Mustaqiim.
"Shiraathal Ladziina an'amta alaihim.
"Ghairil Maghduubi Alaihim Walaadh Dhaalim.
"Amin."

Continue with :

"Illahadrati Nabi Mustafa Muhammadin salla'llahu 'alaihi wasallama Al-Fatehah."

Recite the Al-Fatehah verse (as above).

"Illahadrati malaikat Jibril, Mikail, Israfil, Iszrail Al-Fatehah."

Recite the Al-Fatehah verse (as above).

"Bibarokati kamukjizatanipun ruhipun Nabi Khidir alaihissalam Al-Fatehah."

Recite the Al-Fatehah verse (as above).

"Illahadrati Nabi Sulaiman alaihissalam Al-Fatehah."

Recite the Al-Fatehah verse (as above).

Followed by the Al-Ikhlash verse,

"Bismillahir-rohmaanir-rohiim.
"Qul huwallahu ahad
"Allahush shamad
"Lam yalid wa lam yuulad
"Wa lam yakul lahuu kufuwan ahad." 3x

The Al Falaq verse,

"Bismillahir-rohmaanir-rohiim.
"Qul auudzu bi Rabil falak
"Min syahrri maa khalaq
"Wa min syahri ghaasiqin idzaa waqab
"Wa min syahri naffaatsaati fil 'uqod
"Wa min syahri haasidin idzaa hasad." 1x

The An-Naas verse,

"Bismillahir-rohmaanir-rohiim.
"Qul a'uudzubirab bin nas

"Malikin nas

"Ilahin nas

"Min syahriril waswaasil khan naas

"Al ladzii yuwaswisu fii shuduurin naas

"Minal jinati wan naas." 1x

The Throne verse,

"Allahu laa ilaaha illaa huwal hayyul qayyuumu, laa ta 'khudzuhu sinatuw walaa nauum, lahuu maa fissamaa waati wa maa fil ardhi man dzalladzii yasyfa'u 'indahuuillaa bi idznihii ya'lamu'maa baina aidihiim wamaa khalfahum. Walaa yuhitsuuna bisyai-im min 'ilmihi illaa bimaa syaa-a wasi'a kursiyyuhus samaawaati wal ardha walaa yauuduhuu hifzhuhumaa wahuwal 'aliyyul 'azhiim." 1x

The Istigfar verse,

"Astaghfirullahaladzim." 21x

The Shalawat verse,

"Alloohumma Sholli 'alaa Sayyidinaa Muhammad." 11x

The Syahadat verse,

"Asyhadu anlaailaaha illallooh wa asyhadu anna Muhammadarrosuulullooh." 1x

"La qaula wala quwatta illa billahil aliyil adzim." 1x

Then continue with :

"Stuma Sultanil Auliyai Bagdadi Sayid Syech Abdul Khadir Jaelani Al-Fatehah."

Recite the Al-Fatehah verse 125x.

Followed by,

"Ya Batin," 1116x or 7000x or until you are aware of entering the spirit realms. The recitation above is to be done while one is sitting in the lotus position or cross-legged in the dark with eyes closed.

Note : After drinking the solution, the recitation above is to be conducted immediately and not postponed for another day. After this magickal rite it is suggested that "Ya Batin," be recited 300x every day after the morning prayers. During the recitation have your eyes closed and focus upon the third-eye area between the eyebrows. During the recitation you might feel yourself getting lighter or levitating. Ignore this. Just continue with the operation. Gradually you will begin to perceive a point of blue light. Focus on this light until it gets larger. This blue light represents the spirit realms. If you see any spirit in that light you may engage in a dialogue. Be polite and respect the inhabitants of the magickal planes. The spirits of a higher order will instantly know of your presence, while the lower class spirits will be surprised at seeing you there! If at any time you feel fear you may recite the Shalawat verse :

"Alloohumma Sholli 'alaa Sayyidinaa Muhammad."

TOP

Recitations to Unfold the Third Eye

The recitation of the mantras below are an additional support for the rites above--for the successful opening of the third-eye. Recite the following at least once a day in a single session (preferably one session after each of the five obligatory prayers) :

"Astaghfirullahaladzim." 100x

"Alloohumma Sholli 'alaa Sayyidinaa Muhammad." 100x

"Asyhadu anlaailaaha illallooh wa asyhadu anna Muhammadarrosuulullooh." 100x

"La illaha illalah." 100x

"La qaula wala quwatta illa billahil aliyil adzim." 100x

"Ya Allah Ya Qadim." 100x

"Ya Allah Ya Rahman Ya Rahim." 100x

"Ya Allah Ya Fatahu Ya Qawiyu Ya Batinu." 100x

"Ya Allah Ya Jabarru Ya Mu'izu Ya Azizu." 100x


TOP

Cleansing Haunted Places

The talismanic diagram below neutralizes haunted houses of their spooks.

Method :

Inscribe the following diagram on five pieces of virgin paper. Then bury the talismans (insert them in small bottles--closed and sealed) in the four cardinal points surrounding the house. Place the fifth talisman above the front door.



TOP

Aji Selulup--Spell For Long Periods Underwater

The mantra spell below is useful for those whose profession or hobby is related to underwater skin-diving. With the application of the mantra one would be able to withstand the pressure and hold the breath underwater for long periods of time.

Method :

1) Fast for 3 days in your spiritual retreat from dawn to dusk. During the 3-day fast recite continuously day and night the mantra below.

"Bismillaahirrohmaanirrohiim. Wa bil haqqi anzalnaahu wa bil haqqi nazala."

Before diving when you wish to evoke the power recite the mantra once.

TOP

Transferring Malicious Psychic Implants to Eggs

This rite transfers the malicious implants in a victim of black magick worked by negative spirits and their master into two eggs (the fertilized types). Victims of psychic attacks and sorcery would be cured by this process.

Method :

1) First prepare yourself in the night by reciting the following mantra for 1000x:

"Inahu 'ala raj' ihi laqodir."

2) Then go outside in the open and look for 3 shooting stars. Unless you come across three falling stars the operation may not be successful.

3) After coming across the three shooting stars, take the two eggs and rub them all over the victim's body while reciting the mantra below 7x :

"Jahil nyawan-e setan, lukoco nyawan-e buto, jahilan nyawan-e gendruwo, gumeter nyawan-e jin, dumilan nyawan-e dangen. Siro suminggaho, nyawaniro wus kok gegem dening insun." 7x

Translation/Interpretation :

"Evil demons, obnoxious giants, mischievous trolls, annoying jinns, disturbing spooks, come here all of you, your life I hold in my fist."

4) Then open the 2 eggs upon 2 saucers. Open the first egg and you will see the malicious objects.


Open the second egg and you will psychically see the operator of the psychic attack.

Note: Certain types of Indonesian black magick called "santet" and "teluh" transfers physical objects or creatures into a person's body causing grave and unusual illnesses. This rite is effective in removing these things.

TOP

Talisman for an Authoritative Presence

The power of the talisman below bestows upon the user charisma and an authoritative presence. Fashion the talisman with the proper techniques of talismanic construction. Consecrate it with the recitation of the mantra for 319x. After the recitation blow upon the talisman visualizing the power of the mantra flowing with the breath in the form of brilliant light permeating the magickal diagram.



The mantra :

"Ya Syakuru Ya Sahidu." 319x

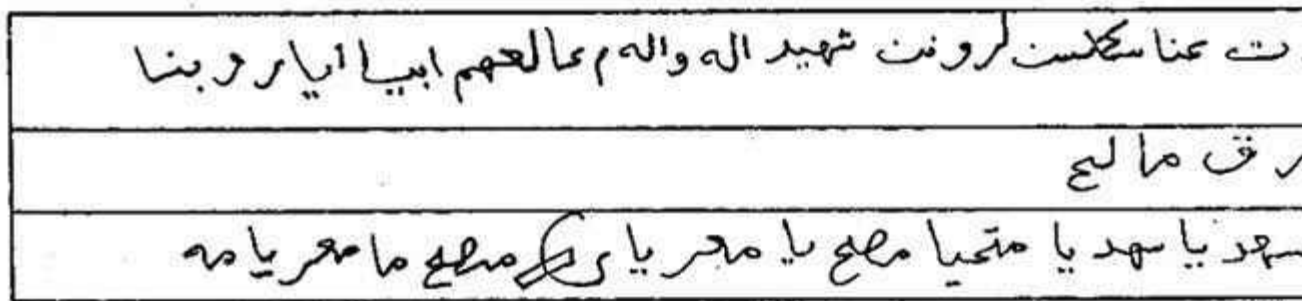
TOP

Protection of the Home with an Illusory Ocean

The talisman below protects a house from robbers and thieves. It causes intruders to hallucinate themselves being in the middle of a vast ocean..

Method :

Construct the talisman and place it above the front door.



TOP

Gendam Smorondono--The Deadly Handshake for Attraction

The mantra below builds a powerful handshake used to attract a specific person of the opposite sex.

Method :

1) Conduct a 24 hour fast in a retreat, neither consuming any food nor drinking any fluids. While fasting recite the mantra below for the whole day and night :

"Bismillahirrohmanirrohim. Ingsun matek ajiku, si Gendam smorondono, ingsun kongkon ngoleki blumbung pang gaw-e sari, sun kongkon ngleboni guwo garban-e si . . . (state name of target) temu turu tangekno, temu tangi lungguhno, temu lungguh dekno, temu ngadek ririnen mripat-e benyawang aku, sing becik ririnen irung-e ben nggondo-nggondo aku sing becik ririnen kuping-e ben ngrungokak-e suwaraku, sing becik ririnen atine ben eling marang aku rina kelawan wengi, ririnen sikil-e ser serental teka ngarepku, teko welas teka asih dudu asih si . . . (state name of target). Soko kersaning Allah, jabang bayi si ratu ndali legek-legek koyo golek, tak tak dumuk potel tak grayang grumewel, ndelek grewel ketekan rasaku saking kersaning Allah."

Translation/Interpretation :

"Bismillahirrohmanirrohim. I release my power, the Gendam Smorondono. I command you to attract a womb for my essence, I also command you to enter the cave of . . . (state name of target); if you find her frigid, please stimulate her, if she is cold (like a stone), arouse her; if she is awake, make her focus her eyes on me. Preferably, direct her sense of smell in my direction, direct her ears to my direction. Also, mellow her heart that she remembers me day and night. Move her legs that she walks towards me. May . . . (state name of target) come and give affection not only of her own volition but also by the will of Allah--the child of the fairy queen shakes her head in wonder like a wooden puppet; when touched, falls hopelessly for me, when caressed, feels excited--this is caused by my feelings, with Allah's permission."

When you are about to meet the person you wish to attract, recite the mantra 3x. Then greet the person with a hand shake.

Note: This is a powerful rite of attraction. Love spells such as this are not to be fooled around with.

There are karmic consequences if misused..

TOP

The Generation of Magickal Power II

The magickal rite below assists the metaphysical practitioner to generate occult power--this power is accumulated and stored in a talisman. The energy generated may be used for any occult purpose desired by the practitioner. In itself, it forms a strong protective shield against any form of physical or psychic attack.

Method:

1) Begin with ablutions--wash every part of the body, then wear clean clothings, special robes or protective vests.

2) After sitting comfortably and relaxing recite the following prayer for 3 cycles:

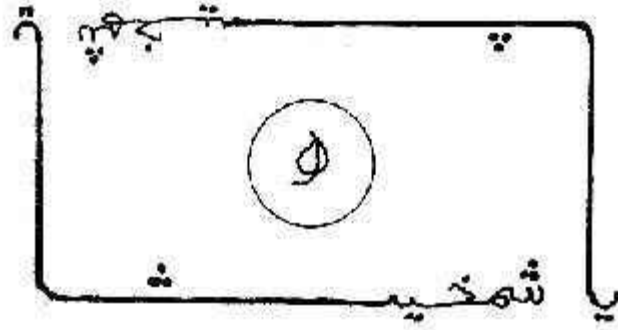
"Bismillaahir-rohmaanir-rohiim. 1x

"Bismillaahil-ladzii laa yadhurru ma'asmihii syaiun fil ardhi walaa fis-samaai wa huwas-samii'ul aliim" 3x

"Thaahaa yaasiin thaasiimmiim alif laammiim alif laammiimraa qaaf nuun kaafyaahaa' aiinshaad alif laammiim shaad." 3x

"Allaahumma shalli 'alaa sayyidinaa Muhammad, wa 'alaa aalihii washahbihi wa saliim." 1x

3) Next, write and draw the following magickal diagram on a piece of white virgin cloth, with ink made out of Misik oil and Za'faron ink.



☆ م م م م م م م م م م ☆
فی دجبار شکور ثابت ظیر خیر
زکی لقلقلقی لا حم
عسقی حم حم حم حم حم حم

- 4) After writing/drawing the magickal diagram, wrap it up in a piece of cloth and sew it up.
- 5) Then at night around 2 or 3 a.m., perform the obligatory prayers on your prayer mat. Before doing so, place the talisman that you made on the mat. After the obligatory prayers, recite the prayer above for countless cycles, while holding the talisman. Conclude with a personal prayer of thanks to God, requesting that the talisman would bring much benefit to the bearer, especially in times of physical threats.
- 6) The talisman may then be carried about in one's wallet, purse or pocket as a reserved energy source for drawing power from. It is also useful to attract customers should you own a shop. Just place the talisman near the items to be sold. If it pleases God, your sales would increase.

TOP

Nyepi Gaman--Unfolding the Hidden Remains of a Historical Site

The secret rite below reveals the buried and hidden objects in a historical site--of their existence or non-existence.

Method :

1) Conduct a Holy Wash, then recite the following statement together with the Al-Fatehah verse :

"Al-Fatehah khushuushon ilaa ruuhi sayyidi 'umar syathoo al makki, wa ilaa hadhrotin nabii

muhammad shallallaau alaii wa sallam, Al-Fatehah."

The Al-Fatehah verse :

"Bismillahir-rohmaanir-rohiim.

"Al-hamdulillahi rabbil 'aalamiin, ar-rahmaani ar-rahiim.

"Maaliki yaumid diin, Iyyaka na'budu wa iyyaaka nasta 'iin.

"Ihdinash Shiraathal Mustaqiim.

"Shiraathal Ladziina an'amta alaihim.

"Ghairil Maghduubi Alaihim Walaadh Dhaalin.

"Amin."

2) Next stroll along the historical site suspected of having buried archaeological treasures while continuously reciting :

"Allaahu hafiizhun, allahu lathiifun."

Recite the verse over and over until the whole area has been covered.

Then recite the following 3x while holding the breath :

"Azaliyyun hayyun qoyyuum laa yanaam." 3x

After reciting the mantra above exhale while imaging the power in the breath flowing to the area surrounding you. Repeat this process continuously while covering the grounds for a second time

When this rite has been accomplished, you will see signs revealing whether there are hidden or buried objects of interest.

TOP

Wirid Tolak Bala--Prayer to Avoid Dangerous Situations

Whosoever wishes to avoid danger, calamities, unpleasant circumstances, and events, like for instance, fires, illnesses, molestation, robberies, floods, etc., then recite the following prayer every day after the five obligatory prayers :

"Bismillahirrohmanirrohim.

"Allaahumma yaa dayyaan, yaa qowiyyu, yaa qohhaar, yaa mannaan, yaa hannaan, ya rohmaan, ya rohiim.

"Allaahummad-fa' 'annal balaa-a wal wabaa-a wal gholaa-a, wa syarrool a'daa-i wa suu-al qodhoo-i wa syamaatatil a'daa-i, innaka 'alaa kulli syai-in qodiir."

TOP

Aji Serowondo--The Power to Improve Sharp-Shooting Skills

The rite below improves one's skill in shooting or in archery. Especially valuable to law officers and those of the armed forces.

Method :

1) Commence a 7-day fast from dawn to dusk. Do not consume any meat or animal products during this period.

2) On the seventh day do not sleep for a 24-hour period.

3) During the 7-day fast, after the 5 obligatory prayers, recite the verse below for 21x :

"Wa maa romaita idz romaita, walaakinnallaaha romaa."

After the 7-day rite, the verse should be recited every day 3x. It also ought to be recited when you are about to apply your shooting skills.

TOP

Spell for Getting Dressed--To Acquire Sympathy from Others

The mantra below when recited while getting dressed attracts sympathy from all those around us.

"Bismillahirrohmaniirrohim,
"Aku berniat memakai baju, bajuku mega remeng,
"Menengok ke kiri seperti taijo,
"Menengok ke kanan seperti kilat,
"Teko welas teko asih, siapa yang melihat kepadaku
"Asih, asih, asih karsaning Allah,
"Laa ilaaha illallaah, muhammadur rosulullah."

"Bismillahirroohmaniirrohim,
"I intend to wear these clothings made out of the stuff of dreams,
"If I look to the left, I am seen as a knight (or lady),
"If I look to the left, lika a flash of light,
"Whosoever looks at me would feel sympathy,
"Sympathy, because of the will of Allah.
"Laa ilaaha illallaah, muhammadur rosulullah."

TOP

Spell for Powdering--To Appear Attractive to Others

The mantra below when recited while powdering one's face, causes others to perceive one as beautiful and attractive.

"Bismillahirrohmanirrohim,
"Niat ingsun memakai pupur,
"Pupurku sak kutupi rahiku,
"Noleh ngiwo koyo taiyo,
"Noleh nengen koyo kilat,
"Teko welas, teko asih,
"Saking kersaning Allah,
"Laa ilaaha illallaah, muhammadur rosulullah."

"Bismillahirrohmanirrohim,
"I intend to wear this powder,
"My powder covers my face,
"If I look to the left I am seen as a knight (or lady),
"If I look to the left, lika a flash of light,
"Sympathy comes because of the will of Allah.
"Laa ilaaha illallaah, muhammadur rosulullah."

TOP

Ritual For Getting Good Dreams

To acquire pleasant dreams the following ritual is extremely helpful :

- 1) Conduct a holy wash.
- 2) Before getting to bed sit somewhere and recite the prayer verses below :

Recite the Al-Fatehah verse :

"Bismillahir-rohmaanir-rohiim.
"Al-hamdulillahi rabbil 'aalamiin, ar-rahmaani ar-rahiim.
"Maaliki yaumid diin, Iyyaka na'budu wa iyyaaka nasta 'iin.
"Ihdinash Shiraathal Mustaqiim.
"Shiraathal Ladziina an'amta alaihim.
"Ghairil Maghduubi Alaihim Walaadh Dhaalim.
"Amin." 1x

Followed by the Al-Ikhlash verse,

"Bismillahir-rohmaanir-rohiim.
"Qul huwallahu ahad
"Allahush shamad
"Lam yalid wa lam yuulad

"Wa lam yakul lahuu kufuwan ahad." 1x

The Al Falaq verse,

"Bismillahir-rohmaanir-rohiim.

"Qul auudzu bi Rabil falak

"Min syahrri maa khalaq

"Wa min syahri ghaasiqin idzaa waqab

"Wa min syahri naffaatsaati fil 'uqod

"Wa min syahri haasidin idzaa hasad." 1x

And the An-Naas verse,

"Bismillahir-rohmaanir-rohiim.

"Qul a'uudzubirab bin nas

"Malikin nas

"Ilahin nas

"Min syahrriil waswaasil khan naas

"Al ladzii yuwaswisu fii shuduurin naas

"Minal jinati wan naas." 1x

Then continue reciting the prayers below :

"Subhaanallah walhamdulillah walaa ilaaha illallaah, wallaahu akbar wa laa haula wa laa quwwata illaa billahil 'aliyyil 'azhiim." 1x

"Allaahumma sholli 'alaa sayyidinaa muhammad nabiyyil ummiyyi wa 'alaa aalihi wa shohbihi wa baarik wa sallim ajma'iin." 1x

"Allaahummagh-fir lii wa liwaalidayya war-hamhumaa kamaa robbayaanii shoghiiroo.

Allaahummaj'al ru'yan shoolian mubasysyiron fii manaamii, bibarokati tilaawatil qur-aanil kariim, 'alaihi tawakkaltu wa huwa robbul 'arsyil azhiim." 7x

When the recitation is completed lie down in bed on your right side and face the ka'bah. If it pleases Allah, with this ritual you will have pleasant dreams and not be tortured by nightmares.

TOP

Evoking a Jinn King

This rite evokes a jinn king to your presence. When he appears you may make your request, and if it pleases Allah, the jinn king would fulfill it.

Method :

1) This ritual should be done at night in a quiet secluded place in the woods or forest 'neath nature's canopy with no one else around. If you fail to find an appropriate place you may use your room but

make sure that you are not disturbed in any way. There should not be irritating sounds anywhere in the vicinity. The room should be in complete darkness. Do not allow any light to penetrate the room. Jinns as a rule, dislike bright places.

2) The evocation ceremony should be preceded by a cleansing, a holy wash, or preferably a ritual shower. Wear clean clothings for the magickal ritual--wear a robe or a protective vest if you have one.

3) When the preparation for the ritual is completed, the next step is to recite the following :

"A'uudzu billaahi minasysyaithaanirrajiim" 3x

"Laa haula wala quwwata illaa billaahil 'aliyyil azhiim" 7x

"A'aanallaahu man a'aanani 'alaa khairin." 3x

Continue the recitation with the Al-Jinn verse 7x :

"Bismillahirrohmanirrohim.

"Qul uuhiyu ilayya annahus tama'a nafarum minal,

"Jinni fa qaalu innaa sami'naa qur-aanan 'ajabaa,

"Yahdii ilar rusydi fa aamannaa bihii wa,

"Lan nusyrika bi rabbinaa ahadaa,

"Wa annaahu ta'aalaa jaddu rabbinaa mat,

"Takhadza shaahibataw wa laa waladaa,

"Wa annahu kaana yaquulu safiihunaa,

"alallaahi syathathaa." 7x

After the above recitation, look to your right side while reciting :

"Ahsanallaahu man ahsana ilaa arwaahil mu'minin." 1x

Then look to your left and recite :

"Tazdaadu bihaa sirrun 'alaa sirrikum. Assalaamu 'alaikum ayyuhal arwaahuth thaahiruuna min jaannil mu'miniin." 1x

Not long after you will hear a voice of a jinn that will answer your greetings. This is a sign that the jinn king you evoked is nearby, therefore, you may start a dialogue with the jinn king and make your request if you have a need. Allah be willing, your request shall be fulfilled forthwith.

TOP

Evoking a Jinn Servant

There are jinns who are servants by profession. They serve the higher class jinns--and also human adepts! This simply rite below evokes a jin to your presence that will help to fulfill your needs--even serving you food and drinks on a platter!

Method :

1) The same preparations apply as for the previous ritual for evoking a jinn king :

"This ritual should be done at night in a quiet secluded place in the woods or forest 'neath nature's canopy with no one around. If you fail to find an appropriate place you may use your room but make sure that you are not disturbed in any way. There should not be irritating sounds anywhere in the vicinity. The room should be in complete darkness. Do not allow any light to penetrate the room. Jinns as a rule, dislike bright places.

"The evocation ceremony should be preceded by a cleansing, a holy wash, or preferably a ritual shower. Wear clean clothings for the magickal ritual--wear a robe or a protective vest if you have one."

2) This ritual should be preceded by 3 days of fasting from dawn to dusk. No meat or animal products are to be consumed during the 3-day fasting period.

3) During the fast, after every 5 of the obligatory prayers recite the following for 1500x :

"Hailuusyiu." 1500x.

4) Benzoin incense from the East should be burned during these recitations.

5) On the third and last day, an attractive jinn familiar spirit would appear. He or she would declare their readiness to serve your needs.

TOP

To Know What Lies in a Person's Heart

To know the secrets of someone's heart--their intentions, of their integrity, honesty, sincerity-- the following rite is helpful :

Method :

This ritual may be done anywhere. It is not necessary to be in a spiritual retreat for this.

1) Fast for 7 days from dawn to dusk.

2) Every morning and evening during the fast recite the mantra below for 100x.

"Kammasyiu 2x

"Masyiu 2x

"Akasyiu 2x

"Syamlaakhin 2x

"Ajib yaa jawwaasyiu wa azhirmii 'alaa dhamaairinnaasi." 1000x.

3) Aside from the 2 periods above, recite the above mantra after every non-obligatory prayer for

210x.

4) The burning of benzoin incense should accompany the recitations--this is important.

5) Whenever you wish to know what lies in someone's heart, do the following : sit on the floor or ground with the soles of your feet on the ground and your knees to your chest. Then place your head between your knees and recite the mantra below 3x. If Allah be willing, you will hear a voice informing you that which you desire to know about the person in question.

TOP

Acquiring Occult Information from a Khodam Spirit

This ritual helps you to acquire all sorts of information not possible to obtain with the aid of the five senses, especially if it is related to the occult world.

Method :

1) Recite for 7 consecutive nights the mantra (13212x) below :

"Alkhabiiirul mubiinu 'allaamul ghuyuubi syaraahiyan." 13212x

On the last night a khodam spirit shall appear before you, revealing that which you desire to know.

TOP

To Fastest Way to Acquiring Occult Powers

If you wish to acquire occult knowledge and powers in the shortest time possible, and to improve your luck, conduct the following recitations :

Recite on Friday :

"Allah" 1000x

Recite on Saturday :

"Laa ilaaha illallaah." 1000x

Recite on Sunday :

"Yaa Hayyumu Ya Qayyumu." 1000x

Recite on Monday :

"Laa haula walaa quwwata illaa billaahil 'aliyyil 'azhiim." 1000x

Recite on Tuesday :

"Allaahumma shalli 'alaa sayyidinaa muhammad." 1000x

Developing One's Spiritual Senses

This rite when conducted everyday develops intuition, the ability to read the mind and feelings of others--one would develop a certain sensitivity to subtle vibrations. The power of the recitations blesses one with a keen mind able to receive and understand signs, omens, etc.

Method :

Recite the mantra below 47x every day. Do not get bored doing this. If it pleases Allah, in time, the occult powers mentioned above shall unfold within you.

"Wa shuba 'alaa qolbii sya-aabiiba rohmatin bihikmati maulaanal 'adhiimi fanthoqot." 47x

TOP

Removing Major Obstacles and Problems

The following prayer verse removes obstacles and problems such as a prolonged illnesses, debts, etc. It is to be recited continuously every day until the problem or obstacle no longer poses a threat.

"Binuuri jalaalin baazikhin wa syaronthokhin biqudduusi barhuutin bihidh-dhulmatu injalat."

TOP

The Rod of Moses Prayer

This prayer of the "Rod of Moses" has wonderful virtues, such as protection against danger; the development of charisma and a powerful personality; sympathy from others, etc. It is to be recited every day with full conviction of its power. Results would be seen not long after.

The prayer :

"Bikhofiyyi luthfil laah, bilathiifi shun'il laah, bijamiilisitril laah, bidadii'i 'afwil laah, bisarii'i karoomil laahbi-ighootsati juudil laah, bialfi alfi alfi laa haula wa laa quwwata illa bil laah, hajabtu nafsii bihijaabil laah, wa mana'tuhaa bi-aayaatil laah, wa hash-shontuhaa bil aayaatil bayyinaati wadz dzikril hakiim, bihaqqi man yuhyil 'idhoo-ma wa hiya romiim, jibriil 'an yamiinii, wa miikaa-il 'an yasaarii, wa isroofil min dholfii, wa 'izroo'il min quddaamii, wa sayyidinaa muhammadin ammamii. Wa 'ashoo muusaa fii yadii, faman ro-aanii haa-banii wa khoofanii wa athoo'a amrii wa khootamu sulaimaana 'alaa lisaanii, faman takallamtu ilaihi qodloo haajatii, wa nuuru yuusuu'fa 'alaa wajhii, faman ro aanii ahabbanii. Wal laahu miw-waroo ihm muhiith, bal huwa qur aanum-majiid fii lauhim-mahfuudh. Fal laahu khoirun haafidhon wa huwa arhamur roohimin. Wa shallal laahu 'alaa sayyidinaa muhammadin wa 'alaa aalihi wa shohbihi wa sallam."

TOP

Protection Against Temptations

The following recitation protects one from the negative urges of one's lower nature, especially during periods of meditation, prayer, and sacred work. It ought to be recited for a total of 209x--or more.

"Yaa Muqsith." 209x

TOP

Healing with Consecrated Food

Healing energy may be transferred to those who are ill to assist in the recovery. This power only works on illnesses with a natural cause or origin and not manifested as a result of psychic attack or black magick. The healing energy uses food as a medium of transference.

Method :

- 1) Have at hand any edible food (bread, pastries, rice, etc).
- 2) Then recite over the food the prayer verse below 3x after which blow upon it, visualizing healing energy flowing with the breath in the form of a white brilliant light permeating and energizing the food. Then have the one who is ill consume the food. If it pleases Allah, the patient shall soon recover. This transmission of energy may be repeated several times during convalescence.

The prayer :

"Bismillahirrohmannerohim. Bismilaahil kaafi bismillaahil ma aafii bismilaahil hairal asmaa'i bismillaahil ma'aanii bismilaahi rabbissamaai wal arqli bismillaahi kalaanun kalaa bismillaahilladzii laa yadlurru ma'asmihl syaiun fil arqli walaa fissaamaa'i wahuwassamii'ul 'aliim."
3x

TOP

How to Make Love Oils

The ritual below consecrates essential oils with a potent attractive, amorous, love power. Almost any oils of whatever scent may be used for this, but the most appropriate would be jasmine, rose, ylang-ylang, etc. Immerse into the oil a pair of *Bulu Perindu* grass for extra power!

Method :

- 1) Fast from dawn to dusk for 3 days--Tuesday, Wednesday and Thursday. At midnight have at hand a bottle of the oil to be consecrated. Conduct four rakaats of prayer (non-muslims: conduct a

general prayer of devotion to the Deity then do the recitations.)

For Muslims

After the first rakaat recite Al-Fatehah and then the Al-Ikhlās verse 10x

After the second rakaat recite Al-Fatehah and then the Al-Ikhlās verse 20x.

After the third rakaat recite Al-Fatehah and then the Al-Ikhlās verse 30x

After the fourth rakaat recite Al-Fatehah and then the Al-Ikhlās verse 40x

For Non-Muslims

Recite Al-Fatehah and then the Al-Ikhlās verse 10x

Recite Al-Fatehah and then the Al-Ikhlās verse 20x

Recite Al-Fatehah and then the Al-Ikhlās verse 30x

Recite Al-Fatehah and then the Al-Ikhlās verse 40x

The Al-Fatehah verse :

"Bismillahir-rohmaanir-rohiim.

"Al-hamdulillahi rabbil 'aalamiin, ar-rahmaani ar-rahiim.

"Maaliki yaumid diin, Iyyaka na'budu wa iyyaaka nasta 'iin.

"Ihdinash Shiraathal Mustaqiim.

"Shiraathal Ladziina an'amta alaihim.

"Ghairil Maghduubi Alaihim Walaadh Dhaalim.

"Amin."

The Al-Ikhlās verse :

"Bismillahir-rohmaanir-rohiim.

"Qul huwallahu ahad

"Allahush shamad

"Lam yalid wa lam yuulad

"Wa lam yakul lahuu kufuwan ahad."

2) Continue the ritual with the additional recitation of :

"Yaa Waduudu." 1000x

3) Then blow upon the oil 3x while visualizing "desire" (just have the correct intent in mind) energy in the form of a brilliant white light permeating the oil. If possible let a drop of your saliva mix with the oil as you blow upon it.

Whenever you wish to attract a specific woman, apply the oil on yourself, but before doing so recite the mantra below 4x while holding the breath. Then as you exhale, blow upon the oil with the same process as above, after which you may apply the oil and socialize with the woman that you wish to attract. She would go crazy over you--but be warned--this power is not to be fooled around with. There are karmic consequences if the power is abused or misused. Transmitters of rituals and spells such as this warn us that the woman that we attract by means of magick should be wed.

"Buddkhin." 4x

TOP

Removing Jinns from Trees and in Certain Areas

This rite gets rid of jinns and nasty elementals residing in trees and in places intended for human use. Mischievous entities are removed with the power of this simple rite.

Method :

1) Fast from dawn to dusk on a Thursday, and at night you must forcibly not sleep a wink until dawn.

2) Then in the morning offer some alms to the orphans and the poor.

3) Then have a handful of salt ready of which you recite over it the following mantra 21x :

"Bismillahirrohmanirrohim. Allaahumma asmoro bumi ojo siro wuruk sudi gaw-e marang anak putun-e nabi sulaiman. Yen siro nganti sudi gaw-e dak karut marang ilmu kodim sang betutong aran-e, syetan kuwi tinitahak-e podo karo aku sekilan duwurmu songko lemah, tul ding gurun-e syetan jomo jujo gurun-e iblis kow-e manjing ajur ajir patimu patang puluh dino. Ojo siro wuruk sudi gaw-e marang ingsun, paningsun weroh asal kamolyananmu. Allaahumma innii 'auudzu bika min syarri syaithaanin wamin syarri kulli dzii syarrin wasyarri maa ya'tii bihi birahmatika yaa arhamaraahimin." 21x

4) When the above recitation is completed blow upon the salt, visualizing power flowing with the breath in the form of a brilliant white light and permeating the salt. Do this 3x.

5) The salt may then be sprinkled over the place or tree where dwells mischievous entities. They will feel the heat of the power and salt and move elsewhere. If a jinn from a tree is to be moved recite the mantra above 7x followed by "Bismilaahi allaahu akbar." 3x

TOP

Pronunciation Guide to the Mantras/Prayers/Chants

A = Ah as in father

C = Ch as in choose

E = a as in pay

G = Gh as in grape

I = ee as in tree

U = oo as in tool

Letters not mentioned are pronounced as in the English language.

For magickal product, amulets, talismans, and other items, please visit :

Bezoarstones : <http://www.bezoarstones.com/>



TOP