


The Hermetic Order Of The
GOLDEN DAWN Intl.

**HIGHLIGHTS OF THE
FOURTH KNOWLEDGE
LECTURE**



PRACTICUS 3 = 8

In the beginning of Knowledge Lecture Four in the traditional Golden Dawn system are presented the basic figures of Geomancy. These will not be covered in this lesson since the Practicus should have already memorized the Geomantic figures as well as the zodiacal symbol each is attributed to.

The linear figures as attributed to their appropriate numbers of the planets are as follows.

3	Triangle	Saturn
4	Square	Jupiter
5	Pentagram	Mars
6	Hexagram	Sun
7	Heptagram	Venus
8	Octagram	Mercury
9	Enneagram	Moon

Additional information with indepth understanding is given in the lesson for the Theoricus on polygrams and polygons. Please study this lesson thoroughly to have a deeper understanding of the above linear figures and their numbers as they are corresponded to the planets.

Magical Squares of the Planets

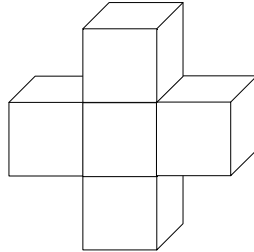
4	9	2
3	5	7
8	1	6

d	f	b
g	h	z
j	a	w

The Magical Squares of the planets are technically called Kameas. They are formed out of squares of the number of the planets and arranged to yield the same number in each way. The number of the sum of each column of figures and the number of the total of all the numbers of the squares are especially attached to the planet. So not only is the total number attached to the planet, but all of the numbers in the Kamea. For example, the planet Saturn's corresponding planetary number is three which is attributed to hnyb, the third sephira. If it is squared, it is nine. The sum of all the columns, vertical, horizontal and diagonal is fifteen. The total sum of all the

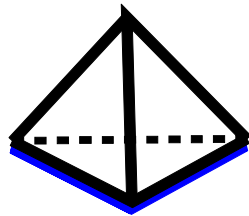
numbers is forty-five. These numbers can then be formed into Divine and spiritual names. This is dealing particularly in the area of sigils and talismanic work.

The Greek Cubical Cross

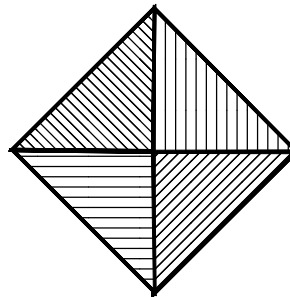


The solid Greek Cubical Cross is the admission badge for the path of t. It is composed of twenty-two squares corresponding to the letters of the Hebrew alphabet.

The Tetrahedron



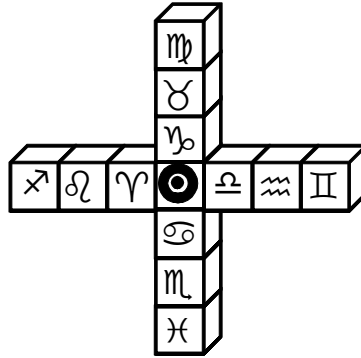
Tetrahedron



**Flat View
Tetrahedron**

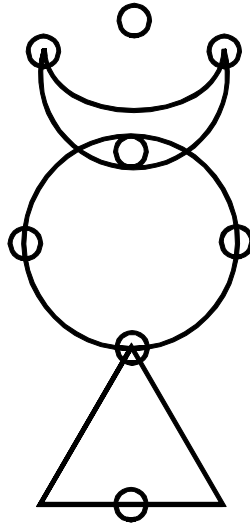
This is otherwise known as the Pyramid of Flame or Fire. It is the admission badge for the path of c representing the simple Fire of nature and the Latent or Hidden Fire. Only three sides of this admission badge can be seen at any one time. The visible sides symbolize Solar Fire, Volcanic Fire and Astral Fire. The fourth side which cannot be seen, is the basal triangle, which is latent heat.

The Greek Cross



It is composed of thirteen squares. It is the admission badge for the path of r. It represents the Sun in the twelve signs of the zodiac. It is also arranged in its triplicities, putting the Sun in the midst of the four elements.

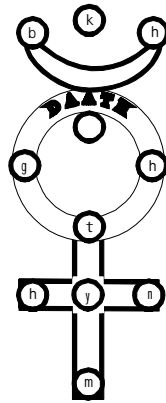
The Cup of the Stolistes



This is the admission badge to the grade of Practicus. It alludes to the Tree of Life as shown in the diagram of this lesson. It embraces all nine of the sephiroth, excluding rtk. Notice in looking at the diagram that twwklm and dwsy are referred to the lower triangle and thus form an apex. twwklm is the base. Like the Caduceus, it also represents Water, Fire, and Air. It represents the elements in different combinations. The Water above the firmament is symbolized by the crescent or the top portion of the

Stolistes cup. The center circle represents the sphere of the firmament. The basal triangle refers to the consuming fire, which is opposed to the Fire symbolized by the upper part of the Caduceus Wand symbol.

The Symbol of Mercury



This symbol on the Tree of Life embraces all the sephiroth exclusive of rtk. The horns spring forth from knowledge which is also known as tud. tud is not a particular sephira, but the horns begin in the center of the Abyss and have their sephirotic conjunction in hmkj and hnyb.

All of the symbols that were covered in the Practicus initiation have been given to you in the lesson on the Practicus initiation. You should familiarize yourself with the theory, philosophy, and understanding of these symbols so that later they can be invoked in your sphere of sensation for positive magical use.

At this stage the Practicus should have already memorized the attributes of the Major Arcana and the, Tarot but for those of you that have not memorized the attributes as they apply to the Hebrew letters and the Heavens of Assiah, here is a chart that will illustrate them for you.

Hebrew Letter	Path	Tarot Number	Tarot Card
a	11	0	The Fool
b	12	1	The Magician
g	13	2	The High Priestess
d	14	3	The Empress
h	15	4	The Emperor
w	16	5	The Hierophant
z	17	6	The Lovers
j	18	7	The Chariot
f	19	8	Strength
y	20	9	The Hermit
k	21	10	Wheel of Fortune
l	22	11	Justice
m	23	12	The Hanged Man
n	24	13	Death
s	25	14	Temperance
u	26	15	The Devil
p	27	16	The Tower
x	28	17	The Star
q	29	18	The Moon
r	30	19	The Sun
c	31	20	Judgement
t	32	21	The Universe

The rest of the material that is covered in Knowledge Lecture Four, the Practicus Meditation, and Highlights of the Tarot by Frater S.R.M.D. will be covered in separate lessons in this grade.

