

NATHANIEL

INTRODUCTION TO
**NORSE RUNES
& RUNIC MAGICK**



THIRD EDITION 

**Introduction To
Norse Runes & Ru-
nic Magick**

Third Edition

Copyright © 2010, 2011 Nathaniel

All rights reserved, including the right to reproduce this work in any form whatsoever, without permission in writing from the author, except for brief passages in connection with a review.

Published by Nathaniel, Wroclaw 2011, Poland

Design and DTP by Nathaniel

Website: <http://astateofmind.eu>

First published as "Librarian's Guide to Norse Runes", secondly published as "Norse Runes Mastered".

Self-publishing effort by non-native English speaker.

Grammar and spelling edit with help of Grammarly software.

Please report any grammar and/or spelling errors to: nathan@astateofmind.eu

Additional Credit:

A State of Mind's Logo Font - [Fertigo](#), by [Exljbris](#)

Other cover fonts include: Optimus Princeps
by Manfred Klein

Illustration used for chapter mark based on
the photo by spi516, [http://www.flickr.com/
photos/spi/18081902/](http://www.flickr.com/photos/spi/18081902/)

Cover photo by Nathaniel

Preface

This book is an introduction to Norse Runes, and their uses in magick and divination. For no reason should it be consider to be a full guide to Runes. In order to become a runemaster, you must study a lot, and practice even more. Still, this book is a good way to start your runic adventure. From this book, you will learn the basics that will be enough for you to start more advanced practices with the use of runes. Perhaps these magical symbols will become your friend, just as they have become mine.

Today, I no longer use the runes. At some point of my life, runes asked me to let them go, so I did. I buried them on the Mount Sleza, a power place in Poland. Yet, the knowledge and experience remains unchanged, and for this reason, I'm sharing both with you.

As a non-native English speaker, I did my best to make sure this book has been written with correct English. So far, no one ever complained about my English skills, so I'm sure you won't have any problems reading this book.

Disclaimer

The content of this book has been carefully researched by the author. Still, the publisher or the author does not take responsibility for any damages caused by the use of knowledge from this publication. This is real magick, and real magick, when used in a wrong way, can lead to serious consequences.

The Norse Runes



Runes, the magical symbols of the cold North, originating from Norse mythology... and the history of Scandinavia. I never met anyone who would teach me about runes, or even introduce me to them. I have discovered them for the first time because of playing Diablo II - a computer game. It was then when I heard the word "rune" for the first time. Of course, the runes from that modern computer game have nothing to do with the real runes, the Elder Futhark, but

this was how I became slightly interested in these symbols. Then, there was that paranormal magazine that I read, in which I've found an article about using runes for divination. Runes are real symbols that exist for hundreds if not thousands of years in the culture of Europe.

Used by the Vikings and citizen of Nordic (Scandinavic) countries, runes were used as an alphabet, magical symbols and divination system. Runes were also used in buildings, when wooden beams were placed to create a kind of huge runes (as seen from aside). Runic nature is supernatural, and real origins are unknown. They have been used by J.R.R. Tolkien as one of the alphabets of the universe of the Middle Earth, and different form of the alphabet, known as Futhark, can be found in different areas of Norther Europe. Yet runes are in use even today. While they're not used as alphabet any more, they are still used for two primary purposes -

magick and divination. With Runes, you can seek advices, adventures, love, money, and peace of mind. But, as magical symbols, they should be treated with proper respect, and keep this in mind while reading this book. A rune itself is not just a symbol or letter as some would like to think. The concept of rune is more complex - rune is also a secret, a mystery - something hidden. That's why in order to understand runes fully, one need to meditate upon each rune on a daily basis. This is the occult element of the runes, the hidden knowledge behind each and every of all 24 symbols. As such, runes are part of the system of runic magick. They're not just divination symbols, as some New Age believers would like to believe, but they're a complex system, and they can be quite dangerous, when used in a wrong way. This book has been written to provide you with basic knowledge about runes, and to teach you

how to avoid unnecessary problems during your runic practice.

Runes are considered to be members of the white magick systems family, but in reality, when not properly used they can be dangerous and used to do harm. This book will discuss only positive use of runes in a practical way. People still fall into interest of runes today, and they seek knowledge about this fascinating subject. Because of this reason, a lot of sources of knowledge isn't reliable, as many sources consider runes to be divination symbols only, related to peace and love and New Age philosophy. No, runes have little to do with New Age philosophy.

Within this book, you will learn about history of these symbols, the roots of mythology behind them that is ultimate part of runic magic. You will learn about each of 24 runes, and they're meaning; letter; digit; color; energy, and male/female polarity. You will learn how to use runic scripts (formulas)

and bindrunes, how to use runes in magic to gain wealth and how to use runes for divination purposes and ask them for advices, for yourself or for others.

You're beginning your adventure, who knows? Maybe one day you will become a runecaster with more knowledge that I currently have? Know, that there's a lot to learn, and you're just a beginning runecaster (runemaster or runemistress) on your path to master the Runemal (the art of runecasting).

The Rune Calling

I want to share the story how I became interested in the Norse Runes. Each summer I was sensing weird energies - the energies I couldn't understand, but which I identified with runes - for no apparent reason. I was able to sense them in the morning, in the evening, when playing Diablo 2 computer game, when listening to Rhapsody of Fire band' music, when writing articles about runes for my first website ever, when looking at images of runes online.

I didn't understand, but it seemed to me like someone or something was calling me - were the spirits of the ancestors trying to tell me that I should become interested in runes? Or was it something more? I do not know. What I know is that after I begin to study the runes in very detailed way, the energies disappeared. Like they had completed their

task, they pointed me to the runes, and they weren't needed any more.

I mention this, because you might not even realize that you have experienced the similar rune calling. Maybe you never sensed any weird energies, but the fact that you've found book is a proof enough that the runes want you to meet them. And you've just made the first step to do so. Perhaps more people experience such rune calling, or maybe I'm unique (but I doubt that). But now, that you've found this book, just enjoy it. And remember, that often, you may be called to other things, as well.

The Legend Behind The Runes

Runes are quite old. They are, probably, from 2 to 2.5 thousand years old. Even so, some of the symbols that can be recognized in runes are probably even older, some can be identify as telluric symbols - used by the people of the stone age. Most scientists agree that some of the runes are older than 2 thousand years, but regarding telluric symbolism, that's just a small theory of one person, that didn't even get popular among scientists, so it's more like a fun fact.

According to some research, rune-like symbols appear as cave markings in early Bronze Age circa 1300 BC. Runologist, Dr R.I. Page of Cambridge University mention that runic symbols as alphabet were in use centuries before earliest written language inscriptions. This makes runes one of the

oldest alphabets in existence. But it was not until year 200 A.D. for the runes to become a whole alphabet in active use.

The origin of the runes is, in reality, unknown. There are many scientific theories, because runes are not just an occult divination system. Runes are also an alphabet that was being used by Norse people. Since this is not a scientific book, I will not present scientific theories. As runemaster, beside historical theories, you should learn the legends and mythological elements, mainly.

Runes are directly connected to Norse mythology and Norse gods - you might be already familiar with names like Odin, Thor, Frey and Freya, or Yggdrassil, the tree of life. Becoming an expert in runes means you must be also familiar with the mythology. Don't worry, though, as you don't have to remember everything word by word, but recognizing what, where and why might be very helpful in understanding different meanings

of each rune. That is why the next book after this one should be the Poetic Edda.

But, back to legends. It is believed that runes are the gift from Odin to human kind. Odin was the chief god of Norse pantheon. During one of his personal tasks, he decided to hang himself on the tree of life, the Yggdrassil, and he was hanging there for nine days and nine nights. After that, he achieved his illumination, and he was blessed with the gift of runes. Finding out the true magical power of runes, he decided to give them to mankind, and this way, for generations, the knowledge of runes is being passed from master to student. We can read in Poetic Edda:

*I ween that I hung | on the windy tree,
Hung there for nights full nine;
With the spear I was wounded, | and offered
I was
To Othin, myself to myself,
On the tree that none | may ever know*

What root beneath it runs.

*None made me happy | with loaf or
horn,*

And there below I looked;

*I took up the runes, | shrieking I took them,
And forthwith back I fell.*

*Nine mighty songs | I got from the son
Of Bolthorn, Bestla's father;*

*And a drink I got | of the goodly mead
Poured out from Othrorir.*

*Then began I to thrive, | and wisdom to
get,*

I grew and well I was;

*Each word led me on | to another word,
Each deed to another deed.*

*Runes shalt thou find, | and fateful
signs,*

*That the king of singers colored,
And the mighty gods have made;*

*Full strong the signs, | full mighty the
signs*

That the ruler of gods doth write.

*Othin for the gods, | Dain for the elves,
And Dvalin for the dwarfs,
Alsvith for giants | and all mankind,
And some myself I wrote.*

*Knowest how one shall write, | knowest
how one shall rede?*

*Knowest how one shall tint, | knowest how
one makes trial?*

*Knowest how one shall ask, | knowest how
one shall offer?*

*Knowest how one shall send, | knowest how
one shall sacrifice?*

Since the discovery of the runes, they were used by gods and mere mortals for different magical purposes. These days, with the occult knowledge becoming less occult and more popular, thanks to books and the Internet, everyone can learn the runes. But not everyone is going to understand their true power. Every person must achieve the illumination just like Odin did. Everyone must find his or her own "Sowilo" – the 16th

rune, of which one of the meanings is illumination.

A rune - the name itself comes from old Norse word Runa, and it means a secret or a mystery. Some runecaster believe that runes are the origin of the Tarot system of the Major Arcana - but such belief was never confirmed, and I discourage you to believe in such things. Tarot cards originate from a different area of the world.

Elder Futhark, Or 24 Runes



The runes are symbols, not pieces of paper or stone. Such are only materials on which you can place the runes. A rune is a feminine word, by the way.

There are different types of runic alphabets - Elder Futhark, Younger Futhark, Anglo-Saxon Futhark, and more. But for magical and divination purposes, only the

original Futhark is being used - this is, the Elder Futhark.

The Elder Futhark contains 24 runes, divided into three sections call "Aetts" (singular: Aett), each with 8 runes. Below are the runes:

Aett of Frey and Freya

ƒ ƚ ƚ ƒ ƚ < X ƒ

Aett of Hagal

H ƚ | ƚ ƚ ƚ ƚ ƚ

Aett of Tiw

↑ ƚ M ƚ ƚ ƚ ƚ ƚ

Frey, Freya, Hagal and Tiw are Norse gods.

The very name "Futhark" comes from runes themselves. As you will learn soon, each rune represents a letter. So, first six runes: fehu, uruz, thurisaz, ansus, raido,

kenaz - these are responsible for the name of the futhark. On following 24 pages or so, you're going to learn everything you should know about each and every rune.

Runic Journal

Before you proceed, I would like you to start a runic journal. It should be normal notebook. Within it, you will write down all your thoughts about runes; you will design new scripts and bindrunes; and you will keep a journal of your runic meditation sessions, magical rituals, and divination sessions. With time, such notebook will become one of your most important sources of knowledge - because it will contain your own, personal perception of the Norse Symbols. And Norse Runes are all about personal perception of them.

The Runes

Below, you will find descriptions for all 24 runes. By each rune, you will find a table that contains Rune poem, the letter of the rune, its number, polarity and color, as well as information about elements, astrological correspondences, associated gods, herbs and trees. Some of the information that you will find in these tables are not traditional – for example, elements describing runes are Greek in origin, not Norse. But, I decided to include this information, because some modern runemasters do consider them valuable.

Fehu - the Rune of Wealth

F

<p>Rune Poem: <i>Wealth is a comfort to all men; yet must every man bestow it freely, if he wish to gain honour in the sight of the Lord.</i></p>	<p>Letter: F Number: 1 Polarity: Female Colour: Light Red Element: Fire and Earth Astrological correspond- ence: Aries Associated Gods: Frey, Freyja Herb: Nettle Tree: Elder</p>
<p>Translation: Money, Cattle, Wealth</p>	<p>Meaning: reward, wealth, nourishment, beginner's mind, presence, freedom, first impressions, young</p>

	love. mobility, luck, charisma, dynamic power, liquid and mobile transferable energies, abundance, circulation, 'mana', sexual attraction, new beginnings, social success, foresight, energy, travel, money, control or greed, failure, atrophy, poverty, endings
--	---

Runemaster Notes

Fehu is a rune of fulfillment - achievement of goals and success, victory and wealth, ambitions, fulfilling love or friendship. It persuades us to mediate and contemplate on the subject of both material, emotional and spiritual wealth. It talks about things we have already achieved, and things we're about to achieve or we want to achieve. It tells us "be careful about what you already

have, so it won't destroy it, or you won't destroy it". It talks about sharing your wealth with others - give to those who need. Fehu means cattle, a measure of wealth to the ancients. In negative meanings, it might talk about problems in your life of a different sort, or about being blind when it comes to material wealth. It also symbolizes losing love or money, too, and other problems related to lack of material or spiritual wealth and gain.

It means strength or weakness, the beginning and the end, or just new beginning of something fresh. It's also a mean of positive energies; it gives hope that you're on the right path.

Fehu is the first rune in the entire Futhark; therefore, it symbolizes the beginning of every thing. It also symbolizes the transformation - from completed Futhark marked with Othala, a new Futhark begins with Fehu. Therefore, Fehu symbolizes the

beginnings and ends, and the transformation of one thing into another. There is never real end of something in nature, all the time one thing changes into another, one thing must die or be destroy, so another being can be created or born. Fehu also symbolizes cycles and circles in general, circulation of things within the Wyrd.

A young man, an offspring of a father that completed the life journey, and have shaped his life and created a heritage symbolized by Othala, that young man is going for his own life journey. He wants to achieve wealth and success, yet he doesn't really understand what it means, or what he wants to get. Imagine yourself as such a young person – or imagine every new endeavor like this young man. You might not know what you really want to achieve, but Fehu will guide you in the beginning of your journey as your first guide.

Of course, it's also a rune of monetary gain, or general wealth – but this shouldn't be considered in the matter of money only. Having enough food, a place to sleep, a loving wife or husband, doing what you love, making money the way you like, or developing on spiritual levels. For every person wealth have a different meaning – to some, living peaceful and simple life is what they can call "wealth". No matter what your point of view is, when considering Fehu as the symbol of wealth, think not about money, but about your perception of wealth.

Magical Use

This rune can be used in financial operations and when you deal with money. Personally, I always say "thanks" and visualize Fehu whenever I receive money income. In other magical rites, it can be used as mobile battery, providing your work with energies. It will help woman find good male partner, it

can be used to increase male strength. It can be used to create both amulets and talismans for investors. In runic scripts and bindrunes, it can be used to help achieve success, physical health and strength.

Additional Notes

This rune has very strong energies, so you might want to be careful with charging yourself with them. Don't over-do, it might not end well.

Uruz - The Rune of Strength



Rune Poem:

*The aurochs
is proud and
has great
horns; it is a
very savage
beast and
fights with its
horns; a
great ranger
of the moors,
it is a
creature of
mettle.*

Letter: U

Number: 2

Polarity: Male

Colour: Dark Green

Element: Earth

Astrological correspond-
ence: Taurus

Associated Gods: Thor, Urdl

Herb: Sphagnum, Moss

Tree: Birch

Translation:

Aurochs - the
giant wild ox
of Europe.

Meaning: physical or mental strength, health, for a man - male virility, manhood, for a woman - fertility, femininity, womanhood, determination, persistence, freedom, courage, will, territoriality, independence, vital formative force, archetypal patterning, raw primal power, survival, healing, endurance, manifestation, organic structuring, physical health, stamina, strength, constancy, vitality, tenacity, pattern, luck, health, pragmatic knowledge, understanding or weakness, obsession, misdirected force, inconstancy, sickness, ignorance,

	uncontrolled rage, insensitivity, brutality
--	---

Runemaster Notes

This is the rune of physical and vital strength, and powerful, emotional energies. It gives you the power to act, and it's the source of all your life. Sometimes it can be used for protection, or it might mean the need of protection, or even an overwhelming protection you don't really need. Uruz says that you should deal with your problems, and accept that you have lost something, or it might try to persuade you to get rid of something that consume your time and efforts, like a vampire. Be still and observe and learn. Uruz is also a rune of physical and emotional health, and luck. On the negative side, it might mean that you're using your strength in a wrong way, which leads to

destruction. Also, it means lack of luck and illness.

It might talk about people who want to control others, like shepherds. It also mentions purifying fire that is meant to destroy something, so something new could be born.

A young man that begins his journey of life seeks his path in the wildness, outside the safety of his home. He seeks independence, his own territory and these are the things that Uruz represents. Fehu and Uruz correspond with each other. While Fehu symbolize the beginning of the journey, Uruz is the first step towards understanding of the life mysteries. Between Fehu and Uruz, there is a "river" – scary and dangerous, but one must be brave, and pass the river, making a step towards independence, if he or she wants to achieve something in his or her life.

Uruz is also the rune that gives you the power of regeneration – for both physical

and mental damages. When tired or lost, seek the guidance of this rune.

Magical Use

In magical and spiritual practices, Uruz provides grounding, gives you strength and energy. It can help overcome the pain of losing things and getting used to new or difficult situations. It will help you gain focus and courage. In talismans and amulets, it helps in passing tests. It also adds beauty to each female and courage to males. It strengthens your free will and embrace feelings and relationships. Because of its healing powers, it's an amulet and talisman for doctors of medicine quite often.

Thurisaz - The Rune of Chaos, Evil and Temptation



<p>Rune Poem: <i>The thorn is exceedingly sharp, an evil thing for any knight to touch, uncommonly severe on all who sit among them.</i></p>	<p>Letter: Th Number: 3 Polarity: Male Colour: Bright Red Element: Fire Astrological correspondence: Mars Associated Gods: Thor Herb: Houseleek Tree: Oak</p>
<p>Translation: Giant, monster, devil. A thorn. The god</p>	<p>Meaning: magical power, chaos, evil, temptation, a warning, enthusiasm, struggle against</p>

<p>Thor, or his hammer Mjöllnir.</p>	<p>unconsciousness, male sexual prowess, storms, tools, weapons, conflict, directed force, vital eroticism, regenerative catalyst, constructive conflict or danger, defenselessness, compulsion, betrayal, dullness, disease, explosive violence, annoyance, strife</p>
--------------------------------------	---

Runemaster Notes

This is a rune of stillness - lack of action. You should observe, not act, as there is a danger or problem you're facing, like a thorn. You better observe and find a way to get out peacefully, as if you act aggressively, the thorn will do more harm to you. It's a symbol of erotic power and erotic relationship. It might protect and lead to transformation when properly used. On the negative side, it

means lack of protection, or wrong, forced actions, even bad relationship with the opposite sex. Do not act on impulses, be still and observe.

Thurisaz also means sadness, and powerful thing that is also dangerous, at the same time. It might represent the furious power of nature, a crisis and changes, and finally regeneration.

It is often considered very negative rune, as thorn or giant – dangerous, evil. But it's also a rune of Thor, the protective god that was fighting Giants to protect the mankind and Asgard. This rune does not only brings order to chaos, but it also speaks of all your life experiences – and tells you that you should always learn upon each and every life experience, no matter if it's good or bad.

It is a rune of dealing with problems, but also a warning rune, warning you that there might be many dangers on your path towards illumination. When dealing with

problems, Thurisaz will give you inspiration, and it will show you the path to deal with the problems you're facing.

Consider this rune as a tool that helps fight the chaos around you – use it wisely.

Magical Use

Thurisaz helps in recognizing the problems and dealing with them. Shy people will become self-confident thanks to this rune. It helps in inter-human relations, it also protects against curses or magical attacks (or more "classic" attacks). It helps overcome bad influences. Thurisaz protects against evil, and gives you self-confidence.

Ansus - Odin's Rune, the Messenger Rune



<p>Rune Poem: <i>The mouth is the source of all language, a pillar of wisdom and a comfort to wise men, a blessing and a joy to every knight.</i></p>	<p>Letter: a Number: 4 Polarity: Male Colour: Dark Blue Element: Air Astrological correspondence: Venus Associated Gods: Odin, Loki, Eostre Herb: Fly Agric Tree: Ash</p>
<p>Translation: A god. Odin, (in reverse</p>	<p>Meaning: knowledge, wisdom, communication, the mouth, a message, mental</p>

Loki - messenger of the gods and a trickster)	stability, communion, inspiration, listening, sovereign ancestral god, animating spirit, breath, communication, exploration, order, answers, words, conversation, symbols, elders, music, divine inspiration, word-power, synthesis, transformation, intellect, open paths of communication or misunderstanding, delusion, manipulation by others, boredom, bad advice
---	--

Runemaster Notes

It's a rune of wisdom and communication. A power of speech and persuasion. It talks about the need of spiritual transformation, of illumination. Walk the path of Odin, seek spiritual wisdom now. It inspires

intelligence and wisdom. It means arriving messages or new part of your life approaching. In the negative way, it about negative situations we're facing in our life. But it also might mean a test we have to pass in order to move on. It might symbolize negative manipulation by others, or intellectual stagnation, or wrong use of knowledge.

Ansuz talks about speech skills, and about disappointed. It's power, a test that leads to transformation, it also talks about power of creation and artistic skills.

As rune of Odin, it's a rune of wisdom. It also symbolizes the life force – Chi, Prana, Ruah or Psi – the breath that is the gift of Odin to first humans. The breath is the symbol of life in many systems and philosophies; therefore, Ansuz might be considered as a symbol of life, given by gods or some higher being. Because of this, it's also a rune of meditation practices, as they often focus on breath.

Ansuz governs mental abilities we all have, like remembering things, or speaking, also our ability to name things – our "rule over the world", as it's an ancient belief that when one name the thing, he gains control over it. It's also a rune of general communication between entities – people, animals, etc. But also, a rune of listening and of course, gaining new knowledge.

Magical Use

Ansuz helps in expressing yourself, your thoughts and dreams. It helps overcoming fears and shyness, or even help you pass the exams, where knowledge is required. When dealing with spoken word – negotiation, or direct contact with people, Ansuz will come useful. It can be use by writers and poets to get inspiration and creativity. Ansuz can be used to contact your higher self. It protects against lies and gossips, and if you're going

for a job interview, Ansuz will be helpful again.

Raido - The Traveler's Rune



<p>Rune Poem: <i>Riding seems easy to every warrior while he is indoors and very courageous to him who traverses the high-roads on the back of a stout horse.</i></p>	<p>Letter: r Number: 5 Polarity: Male Colour: Bright Red Element: Air Astrological correspondence: Sagittarius Associated Gods: Ing, Nerthus Herb: Mugwort Tree: Oak</p>
<p>Translation: Riding, a vehicle.</p>	<p>Meaning: a journey, arrival, departure, union or re-union, events concerning</p>

	travel or vehicles, the story, freedom from imprisonment, self-mastery, cosmic cyclical law, rhythm, presence, street-smarts, common sense, travel, movement, taking action, rationality, sound advice, action, justice, ordered growth, journey or crisis, rigidity, stasis, injustice, irrationality, control freak, hypocrisy, wrongful imprisonment, restlessness.
--	--

Runemaster Notes

A travel it is, the dynamics of moment. A journey that everyone has to take at least once. Raido suggest a change we need to make in our life and an ethical approach to others. The right time to take action has

come, or it's simple needed - judge your action before taking them. Use your inner wisdom to make the right things, but if you won't know what to do, just sit and wait - the right time will come. On the negative side, it means difficult times or a crisis, and irrational actions.

Sometimes it might mean right decisions, ethics and right judgment, bad news or stagnation. It also symbolizes a journey, both spiritual and physical. It encourages rational thinking.

Raido is a rune that tells you loud and clear, that you should follow your dreams, your own path, and don't let yourself be manipulated by others. It tells you also to take initiative, act on things, and listen to yourself, your higher mind. It represents a great value that we lack in the modern world – an ability to live in the present, here and now. Whenever you have problems, consult Raido,

listen to your heart and ask yourself, what do you really want.

Of course, it's also a rune that will protect you in your journey – no matter if it's spiritual journey, or physical travel. Raido is about experiencing. It doesn't talk about life, but it tells you to live your life, experience it, and take as much as you can. Finally, Raido helps you understand that you have rights that others should respect, but you also should respect the lives of others.

Magical Use

This rune brings luck and protection in a journey, and it also deals with your "inner blockages", mental problems that hold you back. It's a rune to be used by people who can't get used to cycles of time and schemes of doing things. It helps you gain control over your own life, it helps shamans and spiritual walkers head for the spiritual journey. It's also a rune of gaining balance.

Kenaz - The Rune of Fire, the Torch of Enlightenment



<p>Rune Poem: <i>The torch is known to every living man by its pale, bright flame; it always burns where princes sit within.</i></p>	<p>Letter: k Number: 6 Polarity: Female Colour: Light Red Element: Fire Astrological correspond- ence: Venus Associated Gods: Heimdall, Freyja, Frey Herb: Cowslip Tree: Pine</p>
<p>Translation: A firebrand or torch. In</p>	<p>Meaning: heat, light, enlightenment, possibly mistaken, burning, an opening,</p>

<p>some translations, an ulcer, wound or opening.</p>	<p>observation, clarity of thought, cognitive faculties, humility, controlled energy, transformation (pheonix fire), teaching/learning dynamic, illumination, art, technique, improvement of skills, school, the stars, artistic or technical ability, craft, transformation, offspring, new information or disease, decay, breakup, inability, lack of creativity, ignorance, arrogance, elitism, over-conceptualization</p>
---	---

Runemaster Notes

You should open yourself now - the light will defeat the darkness. The time of activity has come. You should take actions now. Don't be afraid of talking with people and

making new friends. Act on your instinct, and don't worry, do what must be done. Focus on learning new things, and completing your goals. On the negative side, it might mean the lack of activity. Problems with friendship or love, or marriage and other forms of relationship. You might encounter problems in different areas of your life.

It means a new beginning, a new life and power of creation. Focus on your passions. It's a symbol of burning fires of intensive love and erotic energies.

Kenaz is a rune of knowledge. Not the knowledge itself, though, but the process of gaining new knowledge and learning things. This rune can bring you inspiration and creativity, and improve your learning capabilities.

It's also a rune of fire – therefore, it can be used to deal with negativity, even evil energies to some degree, as fire is known to deal with negative energies. This rune is

connected with Thurisaz, which is known to be a tool. Kenaz symbolizes a skillful use of your own abilities and capabilities: know yourself, and use this knowledge.

Kenaz is also a torch that lights our way through our life – if we want to achieve illumination, we need to use our torch to light the world of ignorance and lack of knowledge.

Magical Use

Kenaz can be used to improve your relationship, or helps you fall in love, find passion. It also helps you find your way out of the problematic situation, or find creativity and inspirational thoughts. It increases your energies and protects you from losing them. It might help you find missing things, or even people, or yourself, lost in your own mind. In magical practices, it cleanses live fire. It might be used by artists as

talisman. It also protects against negative energies.

Gebo - The Rune of Love and Forgiveness



Rune Poem:

*Generosity
brings credit
and honour,
which sup-
port one's
dignity; it
furnishes help
and subsist-
ence to all
broken men
who are
devoid of
aught else.*

Letter: G
Number: 7
Polarity: Male & Female
Colour: Dark Blue
Element: Air
Astrological correspond-
ence: Pisces
Associated Gods: Odin,
Gefin
Herb: Heartsease
Tree: Ash & Elm

Translation: Gift	Meaning: love, partnership, forgiveness, gift, talent, skill or ability, gratitude, forgiveness, appreciation, exchanged powers, sacrifice, dissolution of barriers through gifting, generosity, gift, magical exchange, honor, sacrifice, divine vision or influence buying, greed, loneliness, dependence, over-sacrifice, unbalanced behavior, dishonesty, material gifts, thankfulness, trade
-----------------------------	--

Runemaster Notes

A gift beloved by many. It might be a physical gift, and emotional gift, for example, a gift of pure love. It means unity between two people or two groups, or two actions.

Offer gifts to people, and offer them also respect. On the negative side, you must be careful not to lose things you care about. Be aware of dangers that might cause problems with your wealth or relationship. The rune also symbolizes success, trust, care and respect, but also loneliness.

Gebo is a powerful rune that represent the ultimate Law of Compensation – what goes around, comes around. Because of this, it's might be considered as the rune of Karma. Every time you give a gift, you expect something in return, and the Universe recognizes that – therefore, it brings balance to everyone. Those who give, receive. Those who receive, should also give, as well. Somehow, Gebo talks about exchanging things – often in relationship, that's why Gebo is often symbol of relationships, lovers, for example. In the Norse lands, giving was considered to be more like a trade, than just giving something.

It's a rune of exchange, balance and peace between brothers and sisters. And it's also a rune that says, that there's a price to pay, always. It's also connected with sexual energies that are exchanged between male and female during sex.

Magical Use

In magick, Gebo helps you find love relationship, or just friendship. It attracts love, balances energies. It can be used when you're creating a company with others, or other form of partnership. When used along with Ansuz, it helps with crisis in marriage. It brings balance in every aspect of life. It also protects against stealing your energy. It also helps in dealing with energetic blockages.

Wunjo - The Rune of Joy



<p>Rune Poem: <i>Bliss he enjoys who knows not suffering, sorrow nor anxiety, and has prosperity and happiness and a good enough house.</i></p>	<p>Letter: W Number: 8 Polarity: Male Colour: Light Blue Element: Ice (Water) Astrological correspondence: Leo Associated Gods: Odin, Frigg Herb: Flax Tree: Ash</p>
<p>Translation: Joy</p>	<p>Meaning: happiness, light, emotional satisfaction, contentment, optimism, like-</p>

	mindedness, wishful thinking, shared identity, harmony of like forces, effortless ease, fellowship, fulfillment, wishing, genuine friendship, parties, friendship, family, community, joy, harmony, fellowship, accomplishment, prosperity or stultification, sorrow, strife, alienation
--	--

Runemaster Notes

It is the rune of joy and success, achieving goals and happiness. It symbolizes harmony - both in work and in home, and in relationship. You should work on fixing things, and you should protect the values inside of you - the light that burns inside your heart and soul. You should focus on your physical strength and health. The rune talks about

gaining wealth and success in job. On the negative side, the rune warns you of losing your individuality. It talks about negative relationship and lack of success in life.

Wunjo is happiness, harmony and friendship, relationship with others, health and organization.

Wunjo is a rune of joy and harmony, friendship and fellowship, and of course fulfillment. It represents the Law of Attraction, and the need of correct wishing (beware what you wish for). It's a rune that brings harmony to your life, and help you understand what you really want. It's a rune of love, not love between a boy and girl, but love between all living beings, especially among all living people.

Magical Use

Wunjo attracts love, happiness, and true friends. It helps fixing family relationship, and other conflicts, as well. It helps you see

good sides of every situation, it protects
against gossips.

Hagalaz - The Rune of Disruption

N

<p>Rune Poem: <i>Hail is the whitest of grain; it is whirled from the vault of heaven and is tossed about by gusts of wind and then it melts into water.</i></p>	<p>Letter: H Number: 9 Polarity: Female Colour: Light Blue Element: Ice (Water) Astrological correspondence: Aquarius Associated Gods: Urd, Heimdall Herb: Lily of the Valey Tree: Yew or Ash</p>
<p>Translation: Hail</p>	<p>Meaning: weather, damaging natural forces, disruption, interference, change,</p>

personal past, power beyond human ability to harness, perfect pattern, seed formation, objective confrontation, destructive natural forces, chaos, bad weather, obstacles, surprises, shelter, change according to ideals, changes for the long-term good, controlled crisis, corrections, completion, inner harmony, or catastrophe, crisis, stagnation, loss of power, loss of property, short-term disappointment, victim-consciousness, obsession with the past, blame.

Runemaster Notes

There is change approaching in your life. It might be destruction or a crisis, but it is needed to build something new upon the ruins. Even when there are bad things happening, you are in control. You should focus on your own values and your own soul. Base yourself on pure ideals and await for a happy ending. On the negative side, the rune talks about a crisis that leads to complete destruction if it won't be controlled. It will be a change for worse, lack of changes in your life.

Hagalaz is a change, the invisible world of rules and values, inner harmony and peace, but also stagnation and transformation.

Hagalaz was always perceived as rune of change – hail should not be perceived as ice, but rather as grain, as seeds of something new. Even when there's crisis approaching, it will bring positive change to your life. Often,

Hagalaz asks you to confront your past and negative sides of your personality.

This rune is very magical. It's the 9th rune of the Elder Futhark, and 9 is very magical number. Hagalaz can be used to banish negative things, or even entities, but mainly, negative and unwanted patterns in our life, things that only take our energies away. Sometimes we need to destroy something, in order to make space for something new.

Magical Use

Hagalaz protects against black magick, negative forces, it strengthens intuition, and it supports self-growth. It helps you deal with barriers, fight your fears, and it brings balance, so you can find a way out of difficult situations. It allows you to expand the borders of your consciousness, and it improves memory. It's a great talisman and amulet for witches.

Nautiz - The Rune of Necessity

**Rune Poem:**

Trouble is oppressive to the heart; yet often it proves a source of help and salvation to the children of men, to everyone who heeds it betimes.

Letter: N

Number: 10

Polarity: Female

Colour: Black

Element: Fire

Astrological correspond-

ence: Capricorn

Associated Gods: Skuld

Herb: Bistort

Tree: Beech

<p>Translation: Need, extremity</p>	<p>Meaning: need, want, craving, demand, deprivation, compulsion, desire, resistance, need, effort, necessity, coming forth into being, urgency, doing what must be done, chores, hard work, resistance (leading to strength), recognition of örlög (ultimate law, primal truth), innovation, need-fire (self-reliance), personal development and life lessons, achievement through effort; or constraint of freedom, distress, toil, drudgery, laxity, warnings, worry, guilt, moral cowardice, unfulfilled or unrecognized needs.</p>
--	--

Runemaster Notes

It is a need of something. Lack of something. You might want things you cannot get, but it's the question you must ask yourself - are you putting barriers by yourself, or do the barriers really exist? On the negative side, your freedom might be limited, and you should be aware of the enemies around you. Negative Nautiz means lack of dynamics in your life. But also, this rune is a teacher, teaching with pain and limits. Work with yourself now.

Nautiz is a rune of destiny, of enforcing your faith, but also a rune of sadness and depression. At the same time, it talks about breaking all barriers and limits.

Nautiz is a rune that helps you recognize the true law of the Universe, your destiny and it helps you understand what you really want, so you can work towards achieving your goals. It's a need, more powerful than wishing. Nautiz helps you understand if what

you desire is really what you need – as these are not always the same things.

By using Nautiz, we discover our true needs and goals, and we can live our life without struggle against it, only because we go along with the Tao, with the ultimate law of our world. In a way, Nautiz symbolizes your destiny.

Magical Use

It helps you find your true destiny. It protects, and help you find a way out of difficult situations. Nautiz helps you make the right decision, fight depression and stagnation, it points you to your true needs. It's helpful in love spells. It attracts help of a kind and helpful people, as well.

Isa - The Ice Rune



<p>Rune Poem: <i>Ice is very cold and immeasurably slippery; it glistens as clear as glass and most like to gems; it is floor wrough by the frost, fair to look upon.</i></p>	<p>Letter: I Number: 11 Polarity: Female Colour: Black Element: Ice (Water) Influence: The Moon Herb: Henbane Tree: Alder</p>
<p>Translation: Ice</p>	<p>Meaning: ice, cold, freezing, lack of change,</p>

	stagnation, lack of emotions, bridge across danger, stillness, contraction, stasis, cold, self-preservation, harsh reality, mental faculties, focus, ego, self-image/self-identity, concentrated self, ego-consciousness, self-control, unity of being or egomania, dullness, blindness, dissipation, immobility, lack of change, psychopathy.
--	--

Runemaster Notes

Isa requires you to focus on yourself. It represents a person trapped in ice that can't move. By this, it talks about stagnation, emotional stillness. Do not act by force, be careful now. It's possible that you might experience transformation from one state to

another. Your actions should be clear, and your self-control should be on its high. On the negative side, the stagnation might lead to destruction and loose. Your current situation is dangerous, and you might be weakened by lack of activity.

Isa is quiet, individuality and focus on meditation. The control of yourself, and weakness of your human being.

Isa is a rune of the present, your current state. It tells you to focus on your inner self, or to learn how to control yourself. It's another rune that represents the difficulties of the reality we live in. It talks about your ego – ego is not something bad, it's something that makes you individual. With ego under control, you can achieve whatever you want. But you must be careful, as ice is treacherous, and losing control over your ego might lead to your destruction.

Magical Use

Isa helps you concentrate and calm down. It's a teacher of patience. It might be used to slow down your actions, "freeze" situations or relationship. It's helpful in meditation if you want to achieve greater focus. It weakens the energies of other runes, protects against aggression, chaos and enemies. It cools passion down, deals with nervousness. It's a great talisman for those who can't focus.

Jera - The Rune of Success and Continuity



<p>Rune Poem: <i>Summer is a joy to men, when God, the holy King of Heaven, suffers the earth to bring forth shining fruits for rich and poor alike.</i></p>	<p>Letter: J Number: 12 Polarity: Male and Female Colour: Light Blue Element: Earth Astrological correspondence: The Sun Associated Gods: Frey, Freya Herb: Rosemary Tree: Oak</p>
<p>Translation: Year, Harvest</p>	<p>Meaning: harvest, the agricultural year, fertility,</p>

	fruition, psychological time, patience, the measurement of time, good harvest, orbits, cycles, progress, biorhythms, right effort, waiting, gardening, farming, the seasons, harvest, reward for positive action, plenty, peace, proper timing or repetition, bad timing, poverty, conflict, regression.
--	--

Runemaster Notes

Jera is a rune of success - of achieving your goals through work and patience. All your actions will lead to a successful conclusion, so don't be afraid and act. But act with a calm mind - you should not be in a rush. Your efforts will take time, and you should be patient in achieving things. For your work, a prize will await you. On the negative

side, you might be limited to your own point of view. And you might want things to happen too fast which is impossible. Bad things are caused by bad work and bad use of your time.

Jera is success and prize, cycles of nature and bad planning. But also a good time to take actions.

Jera is a rune of cycles. The world around you is based on cycles, from day cycle, to such small things like cyclical vibrations of the atoms in your body. Jera symbolizes cyclical nature of the world, winter after summer, summer after winter. It's a wheel of fortune, the Jing and Jang – after good times, bad times come. After bad times, good times come. When you feel sad, you will feel happy and so on.

It's also a rune of harvest – and of course patience, as well. Creating something takes time, and if you want to reap what you

have sown, you need to be patient. For everything, you shall be repaid.

Magical Use

Jera helps you successfully realize your ideas and bring them to a conclusion. It supports agricultural works, or legal cases. It teaches patience, so needed in the modern world. It attracts the right people, creating situations that help us achieve our goals and realize plans. It's a great talisman for gardeners and farmers.

Eihwaz - The Rune of Defence



<p>Rune Poem: <i>The yew is a tree with rough bark, hard and fast in the earth, supported by its roots, a guardian of flame and a joy upon an estate.</i></p>	<p>Letter: Y, Ei Number: 13 Polarity: Male Colour: Magenta Element: Earth, Air, Fire, Water Astrological correspondence: Scorpio Associated Gods: Ullr Herb: Mandrake Tree: Yew</p>
<p>Translation: Yew tree</p>	<p>Meaning: Yew tree, archer's bow, weapon, magic, deflection, prevention,</p>

	death mysteries, the timeless, kundalini energy, axis of heaven-earth-hel, secrecy, encoding, immortality, the chakra system (hvel), longevity, initiations, trees, movement toward enlightenment, endurance, initiation, protection or confusion, destruction, dissatisfaction, weakness, death
--	--

Runemaster Notes

Those are the difficulties that you face upon beginning a new life. It's a slowly growing fruit. It's not the time to plan or act now, do not expect the outcome. What you need now is your mind and intensive work - a discipline for both. Eihwaz means understanding, illumination, initiation. On the negative

side, it means lack of strength, depression, destruction and weakness.

It symbolizes magic, warriors, and it advises facing your enemies and keeping inner discipline, as well.

Eihwaz symbolizes the Yggdrassil, the Three of World, and by this, it points us to two things: first, system of hvel's – the chakras, and from this to spiritual growth. It's directly connected to us developing our spiritual and psychical selfs, and dealing with our fear of death. The ultimate symbol of kundalini, inner spiritual energies.

Also, the needles of the yew are poisonous; thus, Eihwaz is a rune that share mysteries of life and death with us, teaching us how to walk the path towards enlightenment. When this rune come to play, it tells you that you should consider your spiritual path in your life.

Magical Use

Eihwaz helps in searching the deeper purpose of life, your Tao, or even something as mundane as missing items. It helps in psychoanalysis and exploring your own self. It deals with your inner fears and problems that might be problematic on your path towards enlightenment. It protects and care, fight stress, gives you the power to have faith to yourself. It improves your physical and psychological stamina, teaches patience, as well. It protects against curses and spells. It helps in destroying old patterns, it also improves your focus. As talisman, it's perfect for those who deal with esoteric, occult, for psychics, mystics, priests, monks and psychologists.

Perthro - The Rune of Chance, Mystery and Science



Rune Poem: <i>Peorth is a source of re-creation and amusement to the great, where warriors sit blithely together in the banqueting-hall.</i>	Letter: P Number: 14 Polarity: Female Colour: Black Element: Water Astrological correspond- ence: Saturn Associated Gods: Frigg Herb: Aconite Tree: Beech
Translation: Literal	Meaning: mystery, chance, a gamble, pot luck,

<p>translation is not certain. It is usually taken to be the name of a dice cup, or the name of a game of chance that might employ such a cup.</p>	<p>science and technology, coincidence, living with the unknown, the art and magic of guessing, pattern recognition, prophecy, evolutionary force, luck, nothingness, the unborn, the unmanifest, gambling, random occurrences, guessing, good omen, knowledge of Orlog, fellowship and joy, evolutionary change or psychological or emotional addictions, stagnation, loneliness, delusion, fantasy,</p>
--	---

Runemaster Notes

It's the source of happiness for honest people. It symbolizes gambling with luck, something mysterious and unseen. Unknown forces that rule the world. Gods, spirits,

unseen influences above, unexpected events below. It talks about change and growing up. On the negative side, it means that too much of pleasure can lead to chaos and destruction, wasting your vital energies and losing happiness in life.

Perthro is intuition, understanding and learning the destiny. It's a plan, and stagnation, loneliness and pleasure. It's also a symbol of a game.

The direct meaning of Perthro is unknown, and this is very important for rune-masters. This way, Perthro teaches you that, in reality, your life is unknown. And even if it is said that Orlog and Wyrð are steady and set in stone (yet changeable), you don't know the path you walk. That's why you must be careful with using runes. You need to read them carefully Perthro symbolizes that which is unknown and random, and might not be as it seems to be.

Perthro teaches about your future, you, divination and everything that is a subject of changes. It points you to the simple knowledge – everything can be changed, you, your situation, even things that seem to be unchangeable. Be aware of this, so you won't fall into the trap of being too sure of things.

Perthro can also help you (through magical means) re-discover the knowledge that was lost for centuries. Somehow, Perthro is the gate to the Mimir's Well – the Akhashic records, there all knowledge is stored. Access it, and re-discover the true meanings of the runes you will.

Magical Use

Perthro helps in games of randomness (like poker). It tells you to have fun. It protects against loneliness, but it also helps you look deeply into yourself. This way, you can understand and return to the path of your destiny. It's a talisman of thinkers and

philosophers, protectors of those who know the power of divination. It allows you to meet and understand your own self and your destiny. It's a great talisman for actors and sportsman.

Elahaz - The Rune of Protection and Opportunity



Rune Poem:

*The Eolh-
sedge is
mostly to be
found in a
marsh; it
grows in the
water and
makes a
ghastly
wound, cov-
ering with
blood every*

Letter: Z

Number: 15

Polarity: Male

Colour: Gold

Element: Air

Astrological correspond-

ence: Cancer

Associated Gods: Heimdall

Herb: Angelica

Tree: Yew

<i>warrior who touches it.</i>	
<p>Translation: Possibly Pine woods, or more likely Sedge Reeds.</p>	<p>Meaning: opportunity for growth, rapid development, protection. safe refuge, divinity, higher self, the state of listening, protective teaching force, the divine plan, Valkyries, protection, safety, spirituality, connection with the gods, awakening, higher life, protection or hidden danger, consumption by divine forces, loss of the divine link, fear.</p>

Runemaster Notes

Elahaz is a powerful rune of protection. It symbolizes Earth connection with Heavens. It talks about new situations and task in your life and approaching needs and

passions. You need to find your own space in the world to understand your current activities. Observe your pain, do not run away from your life - look at it. Positive thinking and having faith in the power of Heavens is your greatest protection. On the negative side, the rune symbolizes the danger of hurting yourself.

Elahaz is protection and connection with gods. Optimism and healing, help and happiness.

Elahaz is a rune of divine forces, archetypes that function in our world. It's also a rune that talks that we are connected, linked to these powerful, divine forces, and when unprepared, these forces can destroy us. But, at the same time, when we are ready, we can gain a lot of support from the powers from the above. It's a rune that connects us with higher mind, higher spirituality.

It's a rune that protects, and teaches at the same time.

Magical Use

It helps you fight your fears. Tells you to believe in your inner strength, it helps you find love and happiness, or partner that will give you safety. It's an amulet for hunters that deals with negative influences, scares liars away. It supports your meditation. It helps you strengthen your faith in divine forces. It's also a rune of general protection.

Sowilo - The Rune of Energy and Revelation



Rune Poem:

*The sun is
ever a joy in
the hopes of
seafarers
when they
journey away
over the
fishes' bath,
until the
courser of the
deep bears
them to land.*

Letter: S

Number: 16

Polarity: Male

Colour: White

Element: Air

Astrological correspond-

ence: The Sun

Associated Gods: Baldur

Herb: Mistletoe

Tree: Juniper

<p>Translation: The Sun</p>	<p>Meaning: wholeness, light, energy, victory, discovery, disclosure, central nervous system, seat of the soul, revelation, wholeness, sun-wheel, strengthening the hvel/charka, cosmic energies, motivation, life-giving force, action, sunlight, fire, meeting of goals, confidence, taking action, guidance, hope, success, goals, honor, life purpose, faith in outcomes or false goals, bad advice, false success, gullibility, loss of goals.</p>
--	--

Runemaster Notes

The illumination and victory, there are reasons to have hope. You're walking the right path now. Be aware of your strengths

and walk proudly. It is a rune of great power, giving you energy to act. You can expect success, victory, great achievements in love. On the negative side, expect to lose something and be defeated. Sowilo is a guide in your life. Will power and goals achievement, but also bad advices and blind actions.

Sowilo is a rune of powerful energies, guidance, action, sunlight. It tells you to have hope, as you will achieve a great success. But also, Sowilo is a rune of central nervous system, and your energy body, thus – system of chakras. It's a rune that helps develop psychic abilities, and guide you through psychical and spiritual development. It's another rune that helps you walk the path of enlightenment.

Understand Sowilo as the rune of light – hope and success, and powerful life energies that we acquire in order to increase your health and psychical potential.

Magical Use

Sowilo helps you find joy and optimism, and strength for actions. It improves passion and pleasure. It heats things up. It helps lighten the spiritual levels of yourself. It helps you destroy things that are dark or evil within and around us. It helps you achieve fame and success, improves your creativity. It's lights brightens your mind, helps in the learning process. It protects against energy vampires. Improves your self-confidence.

Tiwaz - The Warrior's Rune



<p>Rune Poem: <i>Tiw is a guiding star; well does it keep faith with princes; it is ever on its course over the mists of night and never fails.</i></p>	<p>Letter: T Number: 17 Polarity: Male Colour: Bright Red Element: Air Astrological correspondence: Libra Associated Gods: Tiw Herb: Sage Tree: Oak</p>
<p>Translation: The god Tiw</p>	<p>Meaning: Tiw, the god of battles and legislation, protector of warriors and mariners; courage, compassion,</p>

	spiritual warrior, honor, righteousness, sovereign order, sacrifice, right decision making, the rule of law, fairness, peace keeping, faith, loyalty, justice, rationality, self-sacrifice, analysis, victory, honesty, even-handedness or mental paralysis, over analysis, over-sacrifice, injustice, imbalance, defeat, tyranny.
--	--

Runemaster Notes

It is a rune of the law and justice, faith and trust. Analyze the facts to gain the right perspective. Be patient and rational in your actions. Sometimes you must sacrifice something in order to gain something else. With your inner strength, and understanding of justice, you can achieve your goals. On the

negative side, the rune symbolize lack of justice, too passive approach, stagnation of the mind. It's courage to protect the weak.

Tiwaz is a rune of Tyr (Tiw), the Norse god of justice. Beside beings a rune of law and justice, it's also a rune of sacrifice. It is a moral compass for your mind, and it points you to directions which you should follow. Tyr sacrificed his hand to trick the Fenris wolf; therefore, Tiwaz symbolizes self-sacrifice for the right and honorable causes.

Magical Use

It helps in regulating legal actions. It deals with fears, helps you find the courage within yourself. It helps you set a goal and reach it, by sticking to your plans. It helps you find the right place in your life, protects from lies. It improves male sexuality. It's an amulet for warriors and soldiers.

Berkano -The Rune of Growth and Fertility



Rune Poem:

*The poplar
bears no
fruit; yet
without seed
it brings forth
suckers, for it
is generated
from its
leaves. Splen-
did are its
branches and
gloriously ad-
orned its lofty*

Letter: B

Number: 18

Polarity: Female

Colour: Dark Green

Element: Earth

Astrological correspond-
ence: Virgo

Associated Gods: Nerthus,
Holda

Herb: Lady's Mantle

Tree: Birch

<i>crown which reaches to the skies.</i>	
Translation: Birch Twig	Meaning: growth, fertility, re-birth, new life, a new broom, physical beauty, secrecy, silence, safety, mature wisdom, dependence, container, female fertility, trees and plant life, motherhood, healing, gardening, child raising, the womb, birth, becoming, life changes, shelter, liberation, sanctuary, secrets or blurring of consciousness, deceit, sterility, stagnation, conspiracy, insecurity

Runemaster Notes

A rune that symbolize female energies. It talks about creating something new, or allowing something new to be born. A changes in life. Protection as well, just like mother is protecting her child. Think positive, and look without judgment. On the negative side, it might symbolize mistake, stagnation, a rape - of a woman, or in more metaphorical sense. A woman is gentle and soft, a beautiful entity that gives love and care, but she's also mysterious.

Berkano is a rune of growth and rebirth, renewal of things. It's also a rune of protection, because it symbolizes a mother that carries a child within her womb. Therefore, Berkano represent protection of these things that are yet to become. Berkano also stands for secrecy and silence, telling us that there are things that should not be spoken aloud.

Because Berkano represents motherhood, it can be used to develop wisdom and

higher values of protecting things that have great value to us.

Magical Use

An amulet for mothers and from mother for child. For males, it can help understand the female particle within ones mind. It helps protect the family, or against loosing energies. It protects womans and kids, improves your contact with kids. It helps you find the wisdom.

Ehwaz - The Rune of Momentum



Rune Poem:

The horse is a joy to princes in the presence of warriors. A steed in the pride of its hoofs, when rich men on horseback bandy words about it; and it is ever a source of comfort to the restless.

Letter: E

Number: 19

Polarity: Male and Female

Colour: White

Element: Earth

Astrological correspondence: Gemini

Associated Gods: Frey, Freya

Herb: Ragwort

Tree: Oak, Ash

<p>Translation: Horse, rwo Horses</p>	<p>Meaning: horse, beast of burden, steed or mount, momentum, speed, trust between individual entities, sexuality, trust, cooperation, animals, teamwork, friendship, harmony, teamwork, trust, marriage, loyalty, a friend or duplication, disharmony, mistrust, betrayal, nightmares, indecision, an enemy.</p>
--	--

Runemaster Notes

It is a rune of movement. A harmony between two beings. A symbol of teamwork, faith and loyalty. In your actions, be tolerant and at peace, keep the law and justice in mind. Both sides should take the same amount of work and the same amount of

prize. As two horses work together to pull a cart, so you should cooperate without losing the sense of individuality. On the negative side, it symbolizes disharmony, lack of faith and conflict, or even a betrayal. A change from one state to another. Unity and partnership.

It is a rune of teamwork and cooperation between a pair of entities like two people or two organizations. It's is a symbol of pairs – marriage, inner and outer, mind and body, night and day. Ehwaz, which means horse, is a metaphor that symbolizes how other entities can help us in our "movement" - actions, achieving goals, spiritual growth. That's why it's a rune of cooperation.

Ehwaz advice peaceful cooperation, not forcing someone to do something. It also talks about trust and loyalty that build real strong relationship. Of course, it's also a rune of marriage between man and woman.

It's also a rune of your inner self, or higher self.

Magical Use

It helps politics, bosses and people in charge. It supports those hurt by law issues. It teaches cooperation, and it also helps keep the peace and trust within groups. It protects in journey, supports marriage and protects against cheating. Ehwaz also teaches partnership.

Mannaz - The Rune of Humanity



Rune Poem:

*The joyous
man is dear
to his kins-
men; yet
every man is
doomed to
fail his fellow,
since the Lord
by his decree
will commit
the vile carri-
on to the
earth.*

Letter: M

Number: 20

Polarity: Male and Female

Colour: Deep Red

Element: Air

Astrological correspond-

ence: Jupiter

Associated Gods: Heimdall,

Odin, Frigg

Herb: Madder

Tree: Holly

Translation:
Mankind,
human.

Meaning: mankind, humanity, the self, inner being, soul, manhood or womanhood, mind and memory (Hugin and Munin), the difference between human and all other life, development of the intellect, rational mind, perfected intelligence, psychic order of the gods reflected in humankind, projection of self into time, thinking, planning, analysis, the human condition, people, divine structure, sustainability, intelligence, awareness, social order, divine influence in life or depression, mortality, blindness, self-delusion, collective suicide, bigotry,

	elitism, arrogance.	intellectual
--	------------------------	--------------

Runemaster Notes

A rune of a human being. It is a human being to be honest and wise, yet weak and mortal at the same time. The rune symbolizes something created by great being, with a great amount of work. It also symbolizes the society and order of society. A human being, even if it needs to live among others, should always remain sense of individuality. Look for your strong sides, things you're good at. On the negative side, it's a rune of depression and blindness, being lost and losing faith to yourself. There's a need to remain humbleness. Be prepare to live your life each day, accept the time that you have as you will lose it one day.

It's a rune of mankind, and our human gifts – mind and memory, development of

the intellect, spiritual practices, logic and rationality. It's a symbol of our soul. Mannaz describes human kind as a whole made of individuals. Your individual characteristics is crucial for the development of the entire mankind.

It's also a rune of the human mind; thus, it helps with memory, intelligence, and mental states. It can be used to open the third eye hvel (chakra) and thus, it's a rune of the higher self and psychic mind. It points you to your mental and spiritual potential.

Magical Use

Mannaz helps in learning yourself, and developing yourself. It's useful for politics and leaders. It helps attracts real friends and improves your relationships in the work place and in family. Also, it helps you become tolerant and understanding. It's a rune of witches, helps in spiritual and inner

growth. Supports realization of dreams and goals.

Laguz - The Water Rune



Rune Poem:

*The ocean
seems inter-
minable to
men, if they
venture on
the rolling
bark and the
waves of the
sea terrify
them and the
courser of the
deep heed not
its bridle.*

Letter: L

Number: 21

Polarity: Female

Colour: Dark Green

Element: Water

Astrological correspond-
ence: The Moon

Associated Gods: Njord,
Nerthus

Herb: Leek

Tree: Willow

<p>Translation: Water, lake, lagoon.</p>	<p>Meaning: water, sea, ocean, river or lake, cleansing, tide, emotion, psychic powers, unconscious mental processes, love, dreaming, life energy, ocean spirit, origins of life, collective unconscious, the astral plane, love as unity, evolution, water, imagination, occultism, dreams, life, passing a test, sea of vitality and of the unconscious growth, memory, dreams or fear, circular motion, avoidance, withering, depression, manipulations, emotional blackmail, lack of moral fiber, fantasy, poison, toxicity</p>
---	--

Runemaster Notes

Now it is time for a difficult journey you must take. It is a journey of change - over something difficult. The rune symbolizes the ocean of life - it's wide and in most part unknown. It's a rune of intuition and grow. Sailing through life, you must learn and act on your instincts, because no one knows what the universe prepared for you. On the negative side, it's a rune of fear, stagnation and dreaming in the clouds. It symbolizes life task, self-control and creativity. It's also a rune of woman energies.

Laguz is a rune of water – water as something that flows, something that is crucial for our existence, something that builds us, and something that is often dangerous. It's a rune of emotions, psychic powers, dreams and occult arts. It's also a rune of life force, as we are made of water of great degree.

It's a rune that guides us through our development process, through dreams and

emotions we learn how to shape the Wyrd, how to shape out life. Thus, it's also a rune of personal evolution. It's a rune that represent psychic abilities like clairvoyance or precognition, too.

Magical Use

In magical works in helps in gathering life force. Improves fertility, and helps finding joy in life. Improves your intuition, as a rune of water it cleanse and deals with blockages of any sort. Helps in perceiving old problems in new ways. Improves your creativity and helps deal with difficulties. Also, it helps you find the right partner and strengthens the relationship.

Ingwaz - The Rune of Peace and Harmony



Rune Poem:

*Ing was first
seen by men
among the
East-Danes,
till, followed
by his chariot,
he departed
eastwards
over the
waves. So the
Heardingas
named the
hero.*

Letter: NG

Number: 22

Polarity: Male

Colour: Yellow

Element: Earth and Water

Astrological correspond-
ence: Cancer, the New
Moon

Associated Gods: Ing, Frey

Herb: Self-heal

Tree: Apple

<p>Translation: Angel. The God Ing</p>	<p>Meaning: harmony, approval, unity, agreement, love, peace, internal growth, personal development, the power of suggestion, the inner-child, wholeness, earth-god, stored energy, gestation process, male mysteries, subtlety, planned bursts, male sexuality, agriculture, resting, gestation, internal growth, expectation, time for oneself or impotence, scattering, movement without change, frivolity, immaturity.</p>
---	---

Runemaster Notes

Ingwaz suggest you should look for inner peace. Focus on your inner self, rather

than the outside world. Take a rest and observe - let things grow on their own. It's time to develop your soul, rather than body. It's a rune that symbolize missing the harmony. It's a rune of great strength - if you picked it up, it means you have the power to act. On the negative side, the rune symbolize blindness, and actions leading to no results. It's a rune of fulfillment that forces us to contemplation. It's also a need for harmony, acceptance and popularity.

A rune of solitude that is helpful in exploring yourself further. It's a rune of inner growth, telling you that you need to find time for yourself in order to pass into the next stage of your life. It's a rune that gathers energies, so you can use them for specific purposes. It's a rune of action, but the action does not always mean you need to be very active. Action can be passive.

It's a rune of a seed. A seed is the energy we need to collect in ourselves before we will

release them. This seed need to growth in order to be worthy anything for us. Ingwaz is a rune that merge four layers of our universe together – physical, emotional, mental and spiritual. It takes time to learn all of them, but true master will merge them together, and this will be another step in ones evolution.

Magical Use

Ingwaz can be used for protection. It allows you to complete your dreams and goals. It helps forgetting about the past, and it helps gather new strengths, and calm down. It's a rune that also helps you focus, for example, during meditation. It fights illusions, showing the true image of things. It improves memory skills, protects against curses. Improves the creativity.

Daguz -The Rune of Transformation



Rune Poem:

Day, the glorious light of the Creator, is sent by the Lord; it is beloved of men, a source of hope and happiness to rich and poor, and of service to all.

Letter: D

Number: 23

Polarity: Male

Colour: Light Blue

Element: Fire and Air

Astrological correspondence: The Full Moon

Associated Gods: Heimdall

Herb: Clary

Tree: Spruce

Translation: Day	Meaning: day, daylight, dawn, breakthrough, radical change, paradoxical truth, incommunicable experience, conceptual realization, enlightenment, satori, twilight/dawn polarity, non-dual reality, unity, synthesis, transmutation, another day, daylight, the inevitability of dawn, awakening, awareness, hope-happiness, the ideal, paradigm shift or lack of vision, sleep, blindness, hopelessness, cataclysmic change.
----------------------------	---

Runemaster Notes

A new day has come, so you should wake up. There are reasons to have hope. A new day is a new opportunity to make a

difference. You can expect happiness and achievements of your goals. It's a light that overthrow darkness. On the negative side, the rune symbolizes a lost person and lack of hope. Daguz is joint of black and white, breakthrough and ideals. It might symbolize an important event that is approaching.

A rune of polarities, black and white, day and night. Daguz symbolizes enlightenment, the Satori. It's a rune of bright light and awakening. You can awake many things, from intellect to psychic abilities. It's also a rune of things becoming realized, things that you worked on. In some way, it's a rune of great success – not material, but spiritual and mental success.

Daguz symbolizes opposite things, and the process of changing one thing into the opposite, for example, night into day, and day into night.

Magical Use

Daguz protects esoteric and psychic works against evil and destruction. It allows you to learn and understand the world through experiences. It supports spiritual growth, protects against negative influences. Improves your mood, and gives you peace. It's a great talisman for people who deals with esoteric practices. It helps in achieving goals.

Othala - The Rune of Family, Home and Acquisition



<p>Rune Poem: <i>An estate is very dear to every man, if he can enjoy there in his house whatever is right and proper in constant prosperity.</i></p>	<p>Letter: O Number: 24 Polarity: Male Colour: Deep Yellow Element: Earth Astrological correspondence: Full Moon Associated Gods: Odin Herb: Gold thread Tree: Hawthorn</p>
<p>Translation: Hereditary</p>	<p>Meaning: home or homeland, hearth, family,</p>

land,
possession.

inheritance, estate, possessions, ancestral spiritual power, inheritance, heaven on earth, paradise, utopia, household, estate, group prosperity, group order, freedom, productive interaction or lack of customary order, totalitarianism, slavery, poverty, homelessness, xenophobia, racism, genocide.

Runemaster Notes

Othala symbolize home in a metaphorical sense. It is a place where you belong. It might talk about family, group of friends. It's acceptance of you by others, harmony in family, creative relationship. Focus on what you already have, and protect it. Your home and your family are things that give you the

strength. On the negative side, Othala is a rune of totalitarianism and racism, lack of acceptance, being obsessed with power, and loose of family and home.

Othala is a rune of ancestors and their spiritual power. It's a rune that completes the Futhark, and your runic journey. It teaches about completing cycles every generation must complete, and thus, it also teaches that you should benefit from the knowledge of the ancients, especially your ancestors.

It's a rune of prosperity – of group or family. It's a rune that symbolizes the process of acquisition of wealth – both material and spiritual during your life.

Magical Use

Othala helps integrate the past, present and future. It protects home and family, helps in uniting the family. It helps you find the way out of problems.

Note – sometimes you can find a resource that will tell you that Daguz is in reality the last, 24th rune, and Othala is 23rd rune only. Even scientific books on the subject are misleading in this matter, and personally I haven't found any compromise here – you must be careful, as there is no answer which rune is the last one, exactly.

Runes Pronunciation

With the table below you will learn how to pronounce the names of the runes.

Rune	Pronunciation
Fehu	Fay-who
Uruz	Oor-ooze
Thurisaz	Thoor-ee-sawz
Ansuz	Awn-sooze
Raido	Rye-doh
Kenaz	Cen-az
Gebo	Ghay-bow
Wunjo	Vun-yoh
Hagalaz	Ha-ghawl-az
Nautiz	Now-thiz
Isa	Ee-saw
Jera	Year-ah

Eihwaz	Eye-warz
Perthro	Pair-thro
Elahaz	El-awh-aaz
Sowilo	Soh-veal-oh
Tiwaz	Tee-wahz
Berkano	Bear-khan-oh
Ehwaz	Ay-wahz
Manaaz	Mah-nawz
Laguz	Lah-gooze
Ingwaz	Ing-wahz
Daguz	Daw-ghawz
Othala	Oh-tha-law

Interpreting The Runes

You might think that the descriptions of the runes are chaotic and more mysterious than runes themselves. And if you have ever read other books about meanings of runes you can already see my own descriptions are different. You're right in both cases, and this is caused by the element of interpretation. You see, the rune should be read based both on it's meaning and translation. You have to understand these two elements in order to create your own description. The best way to interpret rune is asking yourself a question: "based on rune translation and meaning, how do I understand it?"

Ask yourself that question and focus on thoughts that come to your head – if you think the thoughts you have are how the rune should be read like, then you're right. Each time, based on circumstances different thoughts, and different interpretation will

come up. And because nearly all runecasters interpret runes like this, different books will present different descriptions - but not many books explain the real runecasting process of interpretation.

An important element of interpreting the rune is to understand each rune correspondence to its neighbors. It means that, for example, when you're trying to interpret Fe-hu in a general way, you need to consider it along with previous Othala, and the following Uruz. Why Othala? Because runes should not be perceived as linear alphabet, from A to Z, but rather as set of symbols making whole circle – when Futhark ends, it begins new Futhark. Also, when you interpret divination spread, and you have few runes in front of you, your interpretation should consider the entire spread, not each separate rune. See runes as complete structure, not as individual symbols.

Also, you must know, that each rune carry its own meaning, that has been passed on and on for generations. This primary meaning can be learned by contemplating upon the rune in meditation or during a ritual. This knowledge cannot be passed through books, and it must be gained through practice.

You should also know that each rune, each divination spread, bindrune and the script can be read on at least three levels.

1. **Direct Meaning** – each rune have a specific set of meanings, for example, Fehu means cattle, and it stands for money and success. It can also be read as letter – F – and digit – 1 – and it also have assigned elemental energies, polarities, colours, herbs and more. All of this creates a direct meaning of each rune.
2. **Meaning by Others** – other runemaster perceive runes in their own

ways, from their own points of view, And they share what they know, through books, articles or just by talking with you. The meaning of the rune they describe is this second level of each rune meaning. What books and other people talk about the rune is also important. Often, this is a metaphorical meaning, full of symbols and experiences of other people.

3. **Meaning by You** – finally, because you want to be a runemaster as well, you need to understand the runes on your own. Through runic journey and meditation, and even though dreams maybe you will receive knowledge of each rune that never else can tell you about. This is the third level of reading the runes, your own perception of each symbol, very personal and very private. You can share this

knowledge, but always it will be yours only.

This knowledge will help you understand runes even better, and of course – this will be helpful in future divination and magical practices.

Different Names Of The Runes

Normally, symbols never change, but different runecasters might use different names for runes. Personally, I encourage you to use the names listed in this book, but it's your free choice which name you're going to use. Below is a table for references.

Rune	Norse (Viking)	Old English	Other Names/ Spellings
Fehu	Fe	Feoh	Faihu, Fé, Feh Feo
Uruz	Ur	Ur	Uraz, Urs, Urur, Urus
Thurisaz	Thurs	Thorn	huith, Thur- isa, Thurisar, Thorunisaz, Thyth

Ansuz	Ass	Os	Aesir, Ansur, Ansus, As, Aza, Easc, Oss
Raido	Reid	Rad	Radh, Raidha, Raidho, Raidu, Reda, Reidr, Reidh, Redthr
Kenaz	Kaunaz, Kaun	Ken, Cen,	Kauno, Chozma, Kano, Kusmas
Gebo	Gyfu	Gyfu	Gebu, Geuua, Geofu, Giba, Gifu, Gipt, Giof, Gjof
Wunjo	Wyn	Wyn	Vend, Vin, Winja, Uinne, Wungo,

			Wunja, Wunju
Hagalaz	Hagall	Haegl, Ghaegl	Haal, Hagalar, Hagl, Hagalz, Haglaz
Nautiz	Naudr	Nyd	Naudiz, Naud, Naudhr, Naudir, Naudth, Nau- ths, Nied, Noicz
Isa	Is	Is	Eis, Icz, Isar, Isaz, iss
Jera	Ar	Ger	Gaar, Jara, Jer, Jeran, Yer
Eihwaz	Eihwaz	Eeoh,	Ihwaz, Eih- was, Eo,

			Erwaz, Ihwar, Iwar, Iwaz, Yr, Ezck
Perthro	Peorth	Peorth	Pairthra, Perb, Perthu, Peordh, Per- throid, Perta
Elahaz	Yr	Eolh	Elhaz, Algiz, Algir, Algs, Elgr
Sowilo	Sol, Sowulo, Sunna	Sigil, Sigel	Saugil, Sighel, Sigo, Sil, Sowela, Sowilu, Sow- elu, Solwulo, Sugil, Sulhil, Sulu, Sygel
Tiwaz	Tiw, Tyr	Tir, Tyr	Teiws, Tei- waz, Tiwar, Ty, Tys

Berkano	Bjarkan	Beorc	Bairkan, Ber- cna, Berkana, Berkano, Beroc
Ehwaz	Eoh	Eh, Oe, Eoh	Aihws, Ehol, Ehwar, Eol, Eow, Eykur, Eys, Ior
Manaz	Madr	Man	Mahr, Mad- thr, Madthur, Mann, Manna, man- nar, Mannazold
Laguz	Logr, Laukaz	Lagu	Laaz, Lagur, Lagus, Laukar, Laukr, Logur
Ingwaz	Inguz	Ing	Enguz, Igg- gus, Ingvarr, Ingwar

Daguz	Dag, Daeg	Daeg,	Daaz, Dagr, Dagar, Dagur, Gags, Dagaz
Othala	Odal	Odal, Ether	Othila, Od- hal, Odthal, Ogthala, Otael, Othal

Regarding The Empty Rune - Wyrð

There is an important thing you must learn now. In some books or on some web-sites, you might find references to a mysterious empty rune, called the Wyrð. It is believed that this rune symbolize the emptiness, or lack of something, or even death, and it's very negative in meaning. You should not worry about this rune simple because it doesn't exist.

The reason for this is simple. A single rune is not a piece of material with a letter on it. A rune is a symbol itself. If there is no

symbol at all, there is no rune. A stone without anything on it is just a stone, not a rune. But if there's a Fehu engraved on the stone, then that's a rune. What is more, the Wyrð was never included in the original Elder Futhar, and most probably, it's creation of Ralph Blum, 1980s author of "The Book of Runes", and his personal view upon Runemal – knowledge of the runes. He created his own system of using runes, and you should not worry about it.

Wyrð is a great method of learning if the runecaster we're dealing with is a true professional or not. A runecaster should understand the difference between a stone and a rune, as I wrote it in the last paragraph. So when a runecaster is casting the Wyrð somewhere, then personally I wouldn't trust him - nor shall you.

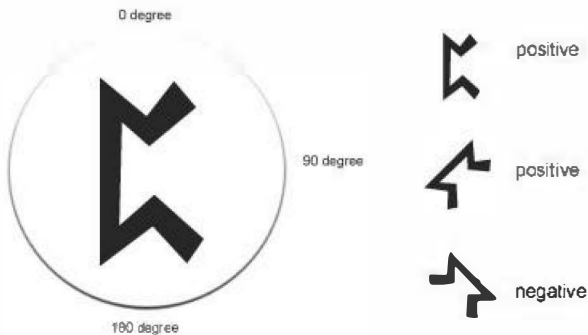
It's an important lesson for you - rune is not a physical object, but it's a symbol, a single letter. And based on this you should

act in your magic work and runic divination. 24 runes of the Elder Futhark are enough for each runecaster, believe me.

Dark VS Light Side Of Rune

Many resources and runemasters use to mention that each rune has two sides - good and bad, dark and light. It's like Chinese Yin and Yang symbol. In simple words, each rune has two meanings - positive and negative. For example, let's consider Fehu. The positive side of the rune is clear - it's a symbol of wealth. Therefore, the negative side of the rune should be a lack of wealth. And that's how you perceive and understand the good and bad side of the rune.

But how to distinguish which side of the rune we're looking at? There are few methods. For example, you can image a circle around each rune. Take a look at the image below for references.



Depending on the degree the rune is turned, we're talking about positive and negative side. In most cases, the negative side of the rune is understood as the rune being turned upside down, from your point of view (and place of sitting). But personally, I believe this to be slightly amateurish approach.

I believe that it's not the side of the rune that is negative or positive, but its aspect. Instead of saying "the rune is turned to negativity", I'm saying "I sense this rune has a negative aspect". This "sense" word is very

important here. It reference to psychic abilities, being part of rune reading. It is my believe that each rune reading includes some level of psychic abilities, psychic sensitivity as I use to say. Everyone is sensitive to energies to some degree - therefore, you don't have to develop your psychic abilities in order to learn how to use runes.

But let's get back to "sensing" the aspect of the rune. How can I, or, what's more important, how can you sense which aspect on the rune you're looking at? It is all based on intuition. That's why you can't just memorize runes, but you have to practice and practice. Getting better in rune divination and gaining more experience means you're going to recognize the aspect of the runes better with time.

Sometimes I take a look at the rune, and I just know that it symbolizes the negative aspect. I can't really explain it - it's like "knowing things" without any logical reason.

And some runes are simple negative at all, and some are only positive. And finally sometimes, you can't just say "oh this is negative" or "good news, this is positive" - sometimes you must present both aspects when giving rune reading. Like "you see, if you will do X, then you might encounter Y, but if you won't, then you might find yourself in Z". That's the complexity of rune reading and divination – for this purpose we're talking about negative and positive side of the rune. In case of runic magick, it's not the way we place the rune that really matters, but our intention. And in case of divination, personally I advise not to post definitive statements, but rather to present both paths, showed by the runes.

Daily Rune Exercise

I have an exercise for you that will further improve your knowledge of the runes. From now on, each day in the morning, pick

up one rune for yourself - a rune meant to tell you what should you expect in this new day. Interpret the rune, and keep it in mind. Pay attention to your whole day, and try to notice events, to which the morning rune refers. And then, in the evening, pick up another rune, meant to summarize your whole day. Again, interpret it, and recall events to which that rune refers. This is a simple exercise of personal divination.

The Runic Journey

Runes can be used for the journey of self-improvement, too. The subject of supernatural journey appears in many cultures, beliefs and magical systems. Runes are no different. During such self-improvement or spiritual journey, the student of the art must learn and master things that are beyond the reach of the ordinary man. In shamanistic tradition, a person that is about to become shaman must fall into terrible illness and walk through the spirit realm, only to heal itself and be re-born. Do not worry, I am not going to ask you to die or something like this. And I'm not going to teach you about shamanistic journey, as this must be performed by spirits, not by guidebook. But you are about to start your runic journey.

The runic journey is like meditation with each and every single rune, in order from Fehu to Othala. Some runes might take

longer to meditate upon. You might finish meditation with one rune within few minutes, while other runes might require few weeks to complete the meditation. Basically - the runic journey is based on free visualization. What does it mean? It's quite simple - when you close your eyes, and you focus on the images your mind is sending you - without trying to manipulate these images. Observing them is everything you need in your journey.

The journey itself will help you with at least two things:

- It will help you understand the runes better - on the personal level. You will learn how do you perceive runes, how do you feel them. With this knowledge, your interpretation of each symbol will become more accurate.
- Also, the journey will help you with your own self-improvement. For

example, the journey into mysteries of Fehu will help you understand how do you correspond with monetary gain and spiritual wealth. Understanding things represented by the runes will be your lesson of self-growth.

Because the runes are not just the tools of divination or magick, they are also the tools of self-improvement - helping you understand the principles of your own personality. You might think that it's a little bit New Age - but let me give you an example of how runic journey helped me. The journey begins with Fehu - and regarding this rune, the story I have for you.

My visions showed me a chained monster. The chain holding the being was in my hand - the druid standing in the room told me, that I'm the one that control the chain, and the monster represent my fear of not having enough money. The more afraid I was

- the weaker was my grip on the chain, and the closer the beast was to me. I have learned that if I control the chain, and I control my fear of losing money, I'm in total control of my finances, and it's my first step in always having enough money. Finally, I saw a druid that told me, that it is OK to have a lot of money - you might think, what's weird here. But let me tell you - it was the time when I was influenced by the New Age philosophy that money are bad, and if you have a lot of money, you're a bad person. Thanks to the journey, I have overcome that stereotype, and when I did so - I began to make more money than I ever dreamed of.

And this is just the simplest way you can benefit from going to your own runic journey. Understanding the world, and understanding yourself is your path to illumination and living a great life. So how to go for such runic journey?

How to go for Runic Journey

It's very simple, simpler than you might think. To be honest, you don't even have to get out of your room. All you need is about an hour of peace - therefore, nights and evenings work the best. You will need a comfortable place to sit or lie down. But be aware, that your journey might take few weeks, or even few months.

Now, when I say "vision", most people see something between the real world and lucid dream - it's not how it really looks like. You know what visualization is already - you know how you can visualize the objects in front of your eyes - they might not be as clear as the real world, and this will be quite normal. Sometimes your vision might look just like blurry or foggy effect of your imagination; some other times, you might see images like from a dream. And I also know people who can enter such deep trance, that they're actually beginning to see things as they were really somewhere else - and this looks like

very vivid dream. Everyone is different, and I'm sure that way you're going to perceive images during your runic journey will be unique, one way or another.

You're going to start with the very first rune - Fehu. When you're sitting down, feeling comfortable, your cellphone is off, and there is no one to disturb you, you can begin. Close your eyes, and visualize yourself as you stand in a forest, or in front of closed doors, or in front of the entrance to a cave. Or visualize anything else, the point is, that you need to "see" a place, from which you can enter specific areas designated for each rune. Or at least the very first rune, from which your guides will take you further.

Whenever you're ready, and you've visualized everything as you wanted, enter first "zone" that represents Fehu. You can visualize yourself opening the door, or entering the cave, etc. The point is - when you will be passing into the unknown region governed

by the rune, let your mind go - let it guide you throughout your journey. Do not think what might be "on the other side", do not visualize anything but darkness. And let the images flow. See the first scene - and start perceiving information.

You might start to receive images, sounds, smells, even tactile sensations - focus on them. When you hear someones talking, listen to the words. When someone ask you something, answer. When you want to ask something, go ahead and ask. And let the images and scenes change, you're no longer in control, you're now on your journey towards illumination. When everything that should be revealed to you has been revealed, you might receive the rune - it might appear as a sign in the air, or a symbol on the stone or piece of wood. The rune you have just learned is for you to take. Visualize yourself taking it and hiding it in your bag. With time, you will collect the whole Futhark.

When you're done with one rune, you might be automatically presented with the path towards another rune - or you might visualize yourself in your "safety" zone, and manually enter another rune zone.

Remember to keep the journal and after receiving each rune - write detailed notes, write your knowledge about the rune down.

Making Runes



Now that you are more familiar with each of 24 runes of the Elder Futhark, you might want to get your own runes. While you can often write or carve runes on different materials for magical purposes, for the purpose for of runic divination, you will need to have all 24 runes made on stone or wood pieces. If you want, you might want to buy runes, either in local esoteric store, or via Internet. How to choose the right set of runes? Well, you must feel them - it's like falling in

love, when you look at the set, or touch it, you already know "oh, this is the set". If you can't feel the runes, don't take them - sometimes I like to think that it's not me who chooses the runes, but the runes are choosing us as their owner. But if you want to shop for your runes, you can look around on Amazon or eBay.

Using Wood

But, if you wish to work with runes seriously, you should create your own runes. You can use different material - it might be paper, stone or wood. When using a wood, according to tradition, you should take a branch of fruit-bearing tree. When cutting the branch, be sure to apologize the tree and its spirit (by speaking aloud) for causing pain, and explain why do you need its part. If you're sensitive enough for spirit communication, ask the spirit of the tree before even taking the branch. If you're slightly more

Pagan, you might not want to take the wood from a living tree; therefore, seek windfall or forested branches. Each type of wood will work, but if you want to stick to tradition further, you can seek Blackthorn, Ash, Beech, Birch, Chestnut, Elder, Hawthorn, Hazel, Rowan, Sycamore or Willow wood. A branch should be cut into 24 pegs, on which runes should be engraved with a knife.

Wood is most traditional material for making runes. To engrave symbols, use a sharp knife and cut them out. In addition, you can use red dye to paint the engravings. Try to use natural dye. In ancient times, runecasters were using animal blood or their own blood to paint runes, but I don't recommend that.

Also, using more special tools, you can burn out the runes in the wood.

Other materials

When using paper, the more natural it is the better. Therefore, try to choose hand-made paper, but all types of paper will do. Just remember that paper isn't very effective material and it will get destroyed very quickly. Symbols can be written down using red ink. Paper runes can be used for simple and quick divination, and I don't recommend making them until you're using paper for creation of runic scripts.

When choosing stone for your runes, I suggest taking them from a mountain spring, but every kind of spring or river will do the job. Such stones will be already charged with elemental power of water, which will make your work even easier. Engraving symbols in stone might be difficult and might require more sophisticated tools. Again, you can paint the symbols with red dye.

Each material will do the job. All of the above materials can be used for different

types of runes - full Futhark, runic scripts
and bindrunes.

Charging The Runes With Elemental Energies

After you're done making runes, you should charge them with elemental energies. This is the step that is often sensitive. The elements, often mentioned by modern rune-masters and New Age believers, are, in reality, Greek in origin, not Norse. Therefore, it even is hard to assign Greek elements with Norse symbols. But if you want, you can charge your runes with elemental energies. As you're about to learn soon, charging is a process proving paper runes to be a bad idea. The process of charging takes four steps. Below is how can you charge the runes.

- **Elemental Power of Air** - hover each rune over a incense (of your choice).

- **Elemental Power of Fire** - hover each rune over a burning candle.
- **Elemental Power of Water** - put the runes (in a bag made of natural material) for few hours inside a spring.
- **Elemental Power of Earth** - bury the bag with runes in the ground for a night, or you can sprinkle each rune with salt.

After that, your runes will be charged. Sometimes, in addition to charging with elemental powers, some runecaster charge runes with the power of Sun and the Moon. In order to do so, simple put the runes in sunlight and moonlight for few hours. Be aware, that if you're using stone, or crystals, then they should not be exposed for sunlight for longer than half an hour.

Charging the runes with elemental energies is an optional thing to do. I have noticed no different in using runes before and after

charging process. Therefore, the choice is your again. The same process of charging can be used on runic scripts and bindrunes, which will be discussed later in this book. Of course, charging paper scripts with elemental power of water might be slightly difficult.

Energetic Way Of Charging the Runes

There is one more way to charge the runes. You will need to be familiar with basics of runic magick – opening and protection rites, as well as meditation and visualization. All these things will be described later, but I'm already mentioning this technique to put things in order.

In order to charge runes with additional energies, you should visualize the rune in front of you, above the physical representation of it. While visualizing the rune, think of what the rune represent, what it means, what it stands for. Continue visualization and thinking for about 5 minutes, then visualize

the rune made of energy "entering" the physical piece of wood or stone, or whatever type of material you're using. This completes the process of charging the rune with additional energies. The same way you can charge whole scripts and bindrunes. Remember – it's all about the energy.

Destroying The Runes

When runes aren't needed any more, they need to be destroyed. This can be accomplished by many different means. Runes made of paper or wood should be burned. And runes made of stone should be buried far away, where they won't be discovered by anyone. A forest is a good idea for burying runes.

Such "rituals" are more related to ancient beliefs than scientific knowledge of course, but since you want to be a runecaster, it's tradition and magic you should rely on, not science, right? From more energetic point of view, I agree with the traditional approach. Runes' energies are strong, and when used by runemaster, they create a strong connection with him or her. Therefore, runes just trashed might turn against their owner, and fire is known of destroying energies, so burning the runes is

always good idea. This might lead you to a conclusion that many magical objects can be burned and utilized this way – and you will be correct.

Ground, on the other hand, have specific capabilities of holding the energies in, so they won't influence anyone. If you can't burn something, bury it.

The Runes Bag

After creating all the runes, you have to create your runes bag. Again, you can make it on your own or buy it. The best bags should be made of natural leather, but any type of natural fabric will do. The colour doesn't matter, but the less colourful the bag is the better.

The runes should be kept on your belt, on somewhere near you. You should never share your runes or let others touch them. Accidentally touching the rune by someone else won't make any difference, but when the runes are charged and used for magical purposes for the first time, they're becoming your own, and they should be never shared.

As any magical object, runes should be cleansed from time to time from negative and residual energies that they may store. This can be achieved through the same

method as charging runes with elemental energies.

Runic Magick



As you continue learning runes and their meanings, but before getting to divination, you might want to learn something about runic magick¹, a subject rarely mentioned by New Age books about runes. Since runes are magical symbols, they can be used for magical purposes too. But let's state that runic magick is more a reconstruction of older practices, than actual knowledge of the ancient runemasters. There are only few sources that give us ideas of how runes were

used in magical practices (Poetic Edda is one of such sources), and most techniques of runic magick are a reconstruction, based on later sources, from the Medieval age, for example.

Before You Begin Magical Practice

Before you begin your magical practice, you must learn few things about magick, first. What is magick, anyway? In short, magick is a way of using energies and intentions in order to achieve specific results, by using only energies and intentions. In case of runes, the energies and intentions of the runes, used along with your personal intentions, can give you interesting results. As such, you can use runes in attracting love, money, power, and these are only few examples. But, just to be clear, let's say that, as magical practitioner, you're allowed to influence your own life, without influencing the life of others. Any form of manipulation, whether for good or bad purpose, is considered to be a form of black magick, and will not be discussed in this book.

Working With Entities

Another important thing that you need to know is that because you work with runes and their energies, one way or another, you're interacting with Norse gods and spirits. Runes are directly connected to entities from Norse mythology, and if you're going to start magical practice, you need to know that most gods, deities and spirits from different belief systems and mythologies exists for real. Some exists as powerful, ancient spirits while other exists as egregores, created by thoughts and intentions of practitioners throughout ages. But whether you like it or not, these entities are there. When you summon Odin in a protection ritual, then you summon Odin, and whether you like it or not, he will want you something in exchange. Some rituals will also attract negative entities, in Norse myths known as Vaetirs, simple because you work with runic energies. And you need to protect yourself against these

entities. For this purposes, you will learn protection rites.

But again, remember that any form of interaction with entities and Norse gods is a form of energy exchange – these entities, once summoned even in a simple rite, will give you something, but they will want something in exchange. If you won't give anything in exchange, whether it's food or your own energies, they won't give you what you seek. Be sure to understand this, before you begin magical work. You need to be sure if you want to work with these spirits and entities. Don't try to control the entities, don't force them, and show the proper respect. If you will behave as a mindless child, you might get your back kicked. That won't be nice, trust me.

Runic magick is one way or another, an interaction with Norse gods. Accept this, and remember about energy exchange, then you will be quite safe. If you won't accept this,

then don't practice runic magick, you will safe yourself a lot of trouble this way. And don't be surprised if Odin or Thor will come literally when summon.

What Magick Needs

Any form of magick, as I already said, is a form of working with energies and intention. For example, an intention to create a protective circle around you creates a form of energy shield. With additional focus and support from entities, this shield can be stronger. Entities, in exchange, may wish to receive some of your life energy. Or, they may wish to receive an offering, for example, some food, or alcohol, or something that you perceive as valuable. The more valuable the thing is for you, the more energy you put into the offering, and the more the entity is pleased. At least, in most cases.

Magick also requires intention. Intention is your Will, you have the Will to do

something. This Will, this intention is strengthened by your focus, and focus is strengthened by proper rituals, words, movements and objects, such as ritual knife, or paintings on the floor. You can't just speak the rite aloud. You need to intend the rite to work, your words and movements and every object during the ritual should carry your intention. Only then, the ritual will work. Of course, not at first (in most cases), but with time, you will become better and better.

Every ritual, whether you're summoning some entity, or you're casting runes for divination purposes, should be performed in a protected area. This protection can be achieved on both physical and energetic level. First, remember to light a candle, always, no matter what you're doing. Candle flame is your first step to achieving protection during any form of energetic or spiritual work. Always remember about the protection rite, in this book it's the Hammer Rite. The

room and you should be protected against dangerous and evil entities.

Explore Pagan Knowledge

Runic magick should not be practiced, if you do not consider yourself to be a "believer". If you don't consider Odin to be your God; if you don't pay proper respect to Norse gods; if you don't pay respect to nature spirits; and if you don't consider yourself to be a pagan, then it's safer not to practice runic magick. As such, runic magick connect to pagan movement, the Asatru that is the group of Norse pagans, if I can call them this way. And knowledge that extends far beyond runic magick should be your "must-know" thing if you wish to explore the subject of runemastering further. In other words, if you wish to be a powerful runemaster, then show the proper respect to Norse deities and be a good, knowledgeable pagan. Learn about nature spirits, about offerings,

sacred places and sacred sites, learn about different entities, too.

How To Proceed

Also, do not practice runic magick if you haven't understood the runes and their meanings. Spend few months and learn the meanings of all 24 symbols, and contemplate the deeper meanings of each rune. After you feel you're ready, learn the opening and closing rite, along with the protection rite, and start working with very basic runic bindrunes and scripts, at the same time explore Poetic Edda and other mythological sources, so you can get the ideas of using runes for additional magical purposes. After few years of practice without any troubles, you can begin to experiment on your own. Also, it's a good idea to find an experienced runic practitioner to learn from.

With time and practice, you will become more sensitive to entities, and energies, and

you will be able to understand the omens, the occurrences and events that carry messages meant for you. The more you know, and the more you can see and sense, the better runemaster you become.

How To Use Runes In Basic Magick

The following section will discuss runic scripts (formulas) and bindrunes. I will provide you with some recipes for scripts and bindrunes, and basic understanding of the creation process of your own scripts and bindrunes, too.

Connecting runes together

You must know that creating a script or bindrune is not an easy task, and if you don't understand the meaning of each rune, you may want to skip this part until you become familiar with the runes, just for your own safety. Without knowledge and experience, you might create very negative scripts that will attract more negative things than positive.

Let's take a very simple example first. Let's say you want a runic script that will attract wealth. This is a fairly simple one. We need two runes to make it. You know that the rune symbolizing wealth is Fehu. So Fehu is our first rune. And which rune symbolize gift? Of course, this rune is Gebo. Therefore, we're going to use Fehu and Gebo. Take a piece of paper, and write these two runes on it:

X F

The above is a runic script that can be read "a gift of wealth". But notice the sequence of runes. If you would write the runes in the following way:

F X

It might mean a different thing - "a rich gift", and it might attract you a car because it's a rich gift, but you might still not be wealthy. As you can see, the sequences and order of letters does matter. Let's take some more examples.



As you know, Sowilo stands for illumination and success. Therefore, this script is meant to attract a gift of illumination, or a gift of success, a victory in something. Because of two different ways to read the script, you might wonder which meaning is right and how to attract illumination instead of success? Here, where charging the script with intends comes to play. When writing down the script, you must keep an intend in your mind for the script to attract illumination rather than success.

What about single runes? A single Fehu in your pocket should attract wealth, as long as you will think in a positive way. A single Hagalaz might attract destruction only, but when properly charged with intends, the destruction might be meant to heal something later.

Let's take a look on the dark side of the runes.

H F

Putting such script inside your pocket might turn to be very negative in meaning, and you might lose a lot of things, wealth, love, friendship, or some material goods. It would be hard to charge such script with any positive meaning, I believe. That's why you must be very careful with creating new scripts.

Creating scripts & bindrunes

Understanding how to connect runes is one thing, but only first of three. The second element of the puzzle is simple - how to write these things? Honestly, just how you were creating your runes, the process is very similar - and so are materials. You can use paper, stone, wood etc, nearly everything you can write upon. There's no philosophy here.

Finally, how to draw runes? In case of runic scripts, it's very simple - symbol after the symbol in the correct order. In case of bindrunes, it's more complex, as you need also an artistic sense to connect runes visually.

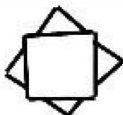
Runic Scripts

Runic scripts (formulas) act as talismans - although not all of them, yet most scripts are meant to attract things. They are also known as runic formulas. Below are some runic scripts that are meant to both attract and protect something.

The basic runic script you can create on your own is the script of your name. Simple write down your first name, or first name and surname letter by letter, on material of your choice, and that's it. Such script is meant for overall protection, and it works as powerful amulet. But remember - do not throw the script away, if it's need to be destroyed, burn it.

Bindrunes

Bindrunes can also attract things, but more often they're used as protective amulets. They can protect against many things - evil, negative energies, losing wealth or love etc. A bindrune is what the word says - a symbol made of bounded runes. Such symbols were used to create powerful, magical spells, talismans and amulets, and even mark the name of the family or House. Below you can see some examples of bindrunes.



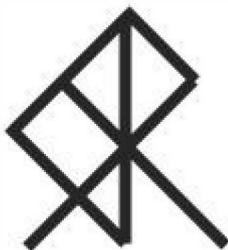
Creating your own Bindrunes

The process of creating bindrunes is a little bit more complex, as it requires some artistic skills. In order to create a bindrune, you need to choose runes first. The process is exactly the same as with creating runic script - you need to know what do you want the bindrune to do, and collect runes in the right sequence. When you're done, you can create

a bindune. To give you an example of how bindrunes are being created, let's take three runes – kenaz, raido and othala.



Now let's connect them together.



In case of bindrunes, runes can be write left-to-right, right-to-left, mirrored or upside down, but it's all a matter of your artistic skills.

Bindrunes are often made of 2 or 3 runes. Some ancient, complex bindrunes might be made of 7 or even 8 bindrunes, but

it's a common believe among runecasters that the simpler the design is, the better. Therefore, try to stick to maximum 3 runes per bindrune.

It's also a believe that bindrunes are more powerful than ordinary runic scripts. They release powerful runic energies that influence the person wearing the bindrune as amulet or talisman, and those are the energies that really work with the person, not the symbols themselves.

Bindrunes or Runic Scripts?

The question every beginner often asks is what should be used more often – runic scripts or bindrunes? Personally even if I like rune formulas, I believe bindrunes are more powerful and useful. Although, in the end, it all depends which one you really like. Scripts can be placed on objects, like car, computer or magick wand. A material wealth script should be placed somewhere within wallet,

for example. Bindrunes more often act alone, as talismans and amulets, carved on pieces of wood or stone, or even drawn on paper. They do not require an object associated with them, and they seem to have more powerful magical effects.

The choice is yours, but if you're a beginner, for the time being stick to using rune formulas along with other objects, and bindrunes as stand-alone items.

Scripts And Bindrunes On-Line

I need to warn you, as in the internet it is easy to find different scripts and bindrunes. But, know this – everyone can merge runes together to form a magical formula, but without understanding, it is easy to create dangerous scripts and symbols. If you're unable to read the runes and if you sense that the particular script or bindrune is dangerous, do not use it. For your own safety. It takes time to become sensitive

enough to be able to distinct correct script from these misleading.

Creating Amulets and Talismans

Runes were carved in wood, stone and even metal. Today, if you're thinking about creating talismans and amulets, you can use the very same materials. After learning all the above sections of this book you know everything that is required to create such magical objects. Stones and pieces of wood can be small, from half to few inches long. If you want, though, you can use larger pieces of wood, or even huge stones if you want to place the talisman in your home or garden. If creating a pendant, cut the holes for leather straps before engraving the symbol. After engraving the runes, charge the amulet with elemental energies and additional intend by holding it in your hand and thinking about your goal.

- **First, you need to collect all the materials** – you don't want to stop in the middle because you have forgotten about a knife, right?
- **Light a candle** – fire is used to banish and destroy negative energies. Have a burning candle or other source of fire near you during each and every ritual.
- **Choose a script or bindrune** – design the bindrune or script on a piece of paper. Use a knife or other tool to engrave it onto wood or stone. Then burn the piece of paper which you have used to design the script or bindrune, let the wooden or stone object take full power.
- **Charge the object** – finally, charge what you have prepared with elemental energies.

That's it, your magical object is ready. Sometimes, if there's no time, you can simple

visualize the script or bindrune upon an object you want to "charge" with specific script. If your visualization and energy manipulations skills are good enough, it will work even better than carved symbols.

When carrying talismans or amulets with you, remember to carry only one such object at the time. Different scripts and bindrunes might interfere with each other; thus, they won't work, or even worse – they will create devastating effects. The less magical objects you carry, the better.

Magical Practices

The above practice can be improved further with additional elements. You can get yourself so-called Attire - a ceremonial set of clothes, including hooded cloak, deep blue or black color; red pants; black leather shoes; pullover-like tunic worn under the cloak. Other elements might include belt and runic bag, both made of natural leather. Female should walk bare-foot, or wears long red skirt.

A magical wand can be also created by taking a long piece of wooden branch, and carving the following runes on it:

M<P|↑<IR|⚡↑RR†FFFFFFFFFF

Which means "I the magician carved the rune aaaaaaaa". The final eight Ansuz runes

symbolize the Odin power of all eighth corners of heaven and it's a reference to ancient beliefs and mythology. If you want, instead of carving the above inscription, you could mark all 24 runes of the Elder Futhark.

You can also prepare a ritual knife, which is used for carving runes, cutting and preparing wood for talismans and amulets. You could engrave your name on it, and/or engrave a runic script.

All rituals should take place in your sacred space - it should be a room prepared only for ritual purposes, with as less objects as possible, so you won't get easily distracted. You could put only a single table there and nothing more, or you can put objects you like, along with candles, incenses etc. There are no set-in-stone rules for creating your sacred space. But try to keep it personal, and do not let others enter it - it's sacred, and it's yours only. More detailed guide to creating sacred space will be posted further this e-

book. The time for rituals and creating runes is also important. Dawn, midday, evening and midnight are the right times of the day. Good time of the moon calendar perfect for runic work is defined by full moon and new moon. More details about sacred space will be provided in just few pages.

Protection Rites

For the purpose of rituals and even in daily life, three protective runic rites can be used. Before each ritual, you should perform such rite to banish all negative powers that might not be very ritual-friendly. I will describe the whole ritual only once, since in order to practice two others - Hagalaz and Elahaz rites, all you need to do is to replace the name and corresponding runes in appropriate places. Now let's get to practice, here's the Hammer Rite, a protection rite very similar to classic Lesser Banishing Ritual of the Pentagram.

The Hammer Rite

1. With the rune wand in your dominant hand, face the Polar Star.

2. Beginning with fehu, "draw runes in the air" with your wand, one by one, and with each rune, turn a little in a clockwise direction, so after drawing all 24 runes, you will make a complete circle around you. You should end with othala in the north.

3. Stand in the middle of this circle and visualize a cross pointing fehu, kenaz, isa and berkano. Then, visualize a vertical axis coming from above, and from below.

4. Visualize the energy coming from all six directions into your center, and observe as it builds a sphere of glowing red light (note, the colour can be different, depending on the purpose and intention of the ritual - see rune colours for references).

5. Touch your chest with the wand and project the energies outside in front of you.

Then draw the sign of hammer (see the image below). During this process, intone:

"Hamarr i Nordhri helga ve thetta ok hald vordh!" (Hammer in the North hallow and hold this holy-stead).

Turn 90 degrees right, send the energy again and draw the hammer symbol again, intonate:

"Hammer i Austri helga ve thetta ok hald vorddh!" (Hammer in the East hallow and hold this holy-stead) Another turn, and repeat:

"Hammer i Sudhri helga ve thetta ok hald vorddh!" (Hammer in the South hallow and hold this holy-stead)

Turn again:

"Hammer i Vestri helga ve thetta ok hald vorddh!" (Hammer in the West hallow and hold this holy-stead)

Turn back to the North, face overhead, and repeat:

"Hammer yfir mer helga ve thetta ok hald vorddh!" (Hammer over me hallow and hold this holy-stead)

Project the sign below to the bottom of the sphere (not the floor, the sphere).

"Hammer undir mer helga ve thetta ok hald vorddh!" (Hammer under me hallow and hold this holy-stead)

6. And now, strike the cross again and intone:

"Hammar helga ve thetta ok hald vordh!" (Hammer hallow and hold this holy-stead)

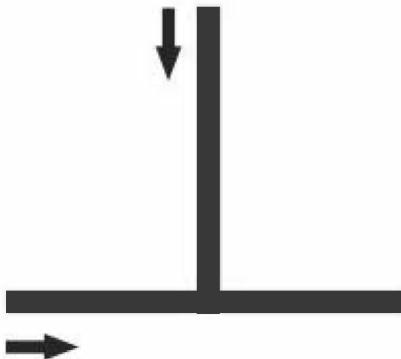
With this, all hammers should be connected with your center, surrounded by deep blue light and of bright red runes glowing around.

7. Now cross your hands (like Egyptians mummies) and intone:

"Um mik ok i mer Asgardhe ok Midhgardhr!" (Around me and in me Asgard and Midgard)

At the end, you can simple visualize the whole sphere coming back into your center.

Below, you can see the movement for the hammer sign.



That completes the Hammer rite. Of course, this is just the beginning of runic magical purposes.

Advanced Runic Magick

You're now about to learn mysteries of advanced runic magick. If you have ever explored any modern magick techniques, I believe you will find many similarities here. It's because principles of magick remains the same no matter what system are you using. You're about to learn Opening Rite and Closing Rite, Hammer Rite meant for defense and cleansing of your Sacred Space. Of course, you will learn how to create such sacred space, and how to create runic sigils and how to perform galdrs, and that's just beginning. Not many available guidebooks provide information on these practices, so pay attention now.

How does runic magick works

Or should I ask – how does magick work at all? There are many theories. Some can be

explained with magical energies, or psychic energies, other theories will take you to a journey of quantum physics. Based on my own experiences, here's what I think about this subject.

Runes project specific energies that change the state of things – they influence beings and energies in a specific place. Thus, they change the way people act or think.

Let's take Fehu, for example, it doesn't attract money, but it often projects energies towards you (or others) that will inspire you, increase your creativity, and thus, help you find new means of making additional money that you never thought about. Or they will change the energies that will influence your mind to calm down, or increase your productivity. And of course, they work for others.

Another good example is Kenaz. You might recall that, in magical practices, it can be used to destroy negative energies. It

represents energies similar to these of elemental fire – and thus, as you already know, fire is used to banish negative energies. All runic magick can be leveled to energies and thoughts – specific ideas. In my opinion, it doesn't really matter how things work, as long as they work.

In any way, let's get going, now you should learn how to create sacred space.

How to Create Sacred Space

Sacred Space is a room (or even stone circle outside) meant only and only for magical practice. Now you shall learn how to create it. First of all, you need to choose the room – it might be an attic or basement, or normal room in your house that is not used at all. Or it can be a house placed deeply in the forest, or mountain cabin. The choice is yours, what really matters is that the place need to be quiet and not disturbed by

anyone, and most important, no other than magical activity can occur there.

Then, you should follow these steps.

- **Clean the room** – You need to clean the room from all items, objects and garbages of any sort. Leave no furniture, no artificial lights, empty walls, nothing at all. The place must be cleaned totally. This is the physical step of cleansing the room.
- **Cleanse the room** – Then you need to cleanse the room of negative energies. If you're an energy worker, you can use energy manipulation skills, and scratch the walls of energies, and throw them away. But I recognize not everyone is an energy worker, so I have to give you more details. First, sit down in the room and visualize all negative, dark energies being thrown through doors or through the window - just visualize it - imagine it. Then,

visualize bright white light covering the entire room, try to feel a light breeze inside. These are semi-magical, or should I say, semi-psychical steps to take. After this, take a candle, place it in a pot, and place the pot in the room. Sprinkle some salt around, and light the candle. Let it burn out (it might take some time). Then, light an incense (of any sort, you might want to consult some books or websites to choose the best, but in my eyes, any incense will do), let the incense burn out, as well. Candle heat, salt and incense's smoke are known for cleansing capabilities, and yes - this is magic work right now. Finally, if you have wind bells, you can hover the inside the room and open all doors and windows, and air the room. This will cleanse the

room of all negative energies and prepare it for magical purposes.

- **Decorate the Room** – Some people prefer for their sacred space to be spartan in look - no fabric, no furniture, nothing at all. Others like to decorate the room - attach some fabric to the walls, and so on. I suggest that you should not get the room too dirty - it should remain as simplest as possible. But definitely, piece of fabric should be placed on all window, and it should cover the doors, as well. The room must be dark, as light tends to disrupt proper magical energies.
- **Build an Altar** – You need to build an altar. Do not worry, it won't be a place for sacrificing virgins or cats - just a place where you will place any magical objects or runes themselves. It can be a box, or a short table, with

or without fabric on it. Upon altar, you can place ritual objects, or it can remain empty for further use. But it must be there.

- **Draw a circle** - Using chalk, paint or even duck tape, you need to draw a circle around the altar, about 3 meters in diameter. It will not only symbolize your connection with the universe and understanding of wholeness, but it will also act as basic protection, as circles are well known for protection purposes. Draw all 24 runes around the circle.
- **Ward the room** – Finally if you're an energy worker, you can also ward the room. Remember to recharge the ward from time to time. If you're not an energy worker, you can still try to ward the room by following these steps. Sit down and with closed eyes, visualize bright white light covering

all walls, windows, doors, floor and ceiling of the room. Visualize this bright white light becoming solid mass that cannot be passed by any other energies. That's it - the room is now warded.

And now you are done – you have created your sacred space. Remember – if you cannot find a whole room, a corner of a room will be enough for a start. Just keep others away from it and cleanse its energies more often. No people should be allowed to your Sacred Space, as they will disrupt the energies. Room should remain dark, as well. The more rituals you will perform there, the stronger the energy will become.

Creation process of your Sacred Space might take 2 hours, 2 days, or a whole week - that depends how much garbage do you have in the room. If you still feel some old energies inside it after cleansing, use the candle and incense again. Perform this step

carefully, as it probably is the most important step. With sacred space, you will have a place to perform runic rituals.




Galdrs





First, you might want to learn about Galdrs. Galdrs are one of the part Runic Magick. In short, it's vocal runic magick - you're intoning specific runes in a specific way in order to achieve a specific goal. Below you will find a table with 24 Galdrs and their uses. But first - mandatory explanation (obviously) - how to perform a galdr?

Quite simple, have you ever heard the way Buddhist monks sing? If you haven't, go to Google.com and find out, for example, search for singing of Om Mani Padme Hum. Notice the way monks vibrate their voice. You should do the same. So when you will intone Fehu, try to vibrate your voice in your throat. That's it. When you vibrate your intonation, it will be a Galdr already.

Even simpler – say "mmmmmm" - can you feel your throat vibrates? I'm sure you do, now apply such vibrations to the Galdrs.




And below is the table of all the Galdrs.

	<p>fehu fehu fehu f f f f f f f f fu fa fi fe fo of ef if af uf f f f f f f f f</p>
	<p>uruz uruz uruz u u u u u u u u u u u u u r r r r r u u u u u u u u</p>
	<p>thurisaz thurisaz thurisaz th th th th th th th th thur thar thur ther thor thu tha thu the tho th th th th th th th th</p>

	<p>ansuz ansuz ansuz aw aw aw aw aw aw aw aw aw aw aw aw aw aw aw s s s s s s aw aw aw aw aw aw aw aw aw aw aw aw aw aw aw</p>
	<p>raidho raidho raidho r r r r r r r r r ru ra ri re ro rudh radh ridh redh rodh (rut rat rit ret rot) or er ir ar ur r r r r r r r r r</p>
	<p>kenaz kenaz kenaz ku ka ki ke ko kun kan kin ken kon ok ek ik ak uk kaunnnnnnnnn</p>
	<p>gebo gebo gebo gu ga gi ge go gub gab gib geb gob og eg ig au ur</p>


	g a a a f f f f f
P	wunjo wunjo wunjo wu wa wi we wo wun wan win wen won wo we wi wa wu w w w u u u n n n
N	hagalaz hagalaz hagalaz h h h h h h h h h hu ha hi he ho hug hag hig heg hog (hul hal hil hel hol) oh eh ih ah uh h h h h h h h h h
X	naudhiz naudhiz naudhiz n n n n n n n n n nu na nu ne no nudh nadh hudh nedh niodh (nut nat nit net not) un an in en on n n n n n n n n n

	<p>isa isa isa i i i i i i i i i i i i i i s s s s s s (s s s s s s i i i i i i) i i i i i i i i i</p>
	<p>jera jera jera j j j e e e r r r a a a j j j j j j j j j ju ja ji je jo (jur jar jir jer jor) j j j e e e r r r a a a</p>
	<p>eihwaz eihwaz eihwaz (iwaz iwaz iwaz) e e e e e e e e e iwu iwa iwi iwa iwu iwo iwe iwi iwa iwu e e e e e e e e e</p>
	<p>perthro perthro perthro pu pa pi pe po purdh pardh pirdh perdh pordh po pe pi pa pu</p>

	ppp e e e r r r th th th r r r o o o
	<p>elhaz elhaz elhaz</p> <p>z z z z z z z z z</p> <p>uz az iz ez uz</p> <p>oz ez iz az uz</p> <p>z z z z z z z z z</p>
	<p>sowilo sowilo sowilo</p> <p>s s s s s s s s s</p> <p>s s s o o o l l l</p> <p>su sa si se so</p> <p>(sul sal sil sel sol)</p> <p>us as is es os</p> <p>si se su sa su</p> <p>s s s s s s s s s</p>
	<p>tiwaz tiwaz tiwaz</p> <p>t i i i i r r r r r</p> <p>tu ta ti te ter tor</p> <p>tur tar tir ter tor</p> <p>ot et it at ut</p> <p>(Tyr Tyr)</p> <p>T i i i i r r r r r</p>

	<p>berkano berkano berkano bu ba bi be bo b e e e e r r r r r (burk bark birk berk bork) ob eb ib ab ub b e e e e r r r r r</p>
	<p>Ay-wawz ay-wawz ay-wawz e e e h w o o o ay-wawz ay-wawz ay-wawz ay- wawz ay-wawz ay-wawz ay-wawz ay-wawz ay- wawz ay-wawz e e e h w o o o</p>
	<p>mannaz mannaz mannaz m m m a a a a a n n n mu ma mi me mo mun man min men mon um am im em om mon men min man mun m m m a a a a a n n n m m m m m m m m m</p>

	<p>laguz laguz laguz l l l l l l l l l lu la li ke lo (lug lag lig leg log) ul al il el ol lo le li la lu l l l a a a g g g u u u l l l l l l l l l</p>
	<p>ingwaz ingwaz ingwaz i i i n n n n g g g g ung ang ing eng ong ong eng ing ang ung i i i n n n n g g g g</p>
	<p>dagaz dagaz dagaz d h d h d h d h d h d h d h d d d a a a g g g a a a z z z du da di de do d h d h d h d h d h d h d h odh edh idh adh udh od ed ud ad ud d d d a a a g g g a a a z z z</p>

	othala othal othal
	o o o o o o o o o o
	o o o o o o
	othul othal othil othel othol
	othol othel othil othal othul
	o o o o o o

The Galdrs can be intone during runic ritual in order to achieve a specific goal. For example, if you're performing a ritual meant to attract money, then you will choose Fehu for Galdr to be intone.

The Energies of The Runes

Through ages, the energies of the runes have been "programmed" for specific "feel". They are dark, harsh, and sometimes aggressive. They represent the very culture and nature of the people of the North, this cannot be denied. People often ask me how does the runes "feel". Honestly, this cannot be described by human language. You must

experience this for yourself, and not everyone is psychically sensitive to do so. Sufficient to say, the energies of the runes are dark, definitely not the pure New Age type. But don't be misled – dark doesn't mean negative.

They're more "complete", and they're more connected with the powerful energies of the Earth and Norse gods than with peaceful light energies. Those who will open themselves for runic energies, will truly appreciate what they represent, and what "dark" really means.

This might be interesting for you, but runes have very strong energies, and you can feed upon these energies.

Runic Charge Meditation

There are at least two ways to feed upon energies of the runes. First, you can meditate with one rune, and simply draw its energies with visualization. Simply imagine that the

energies of the rune are flowing towards you. Continue such meditation until you will "feel" that you should stop. Your higher mind will tell you when this moment will occur. At first, it might take few minutes or even seconds to become "full". With time, you might be able to feed for many minutes, maybe even hours.

Another way of feeding upon runic energies is to meditate within a circle of entire Futhark. Just place all 24 runes in a circle around you and sit inside the circle. Then begin your meditation, and visualize as all the energies of each and every rune are flowing towards you, filling you from the inside. Be careful though. At first, all 24 runes might be too much, so start with single rune first.

With more energies, you might start to experience some psychic phenomena going on around you. This might or might not happen, as it depends on how the energies will interact with your chakras. And of course,

feeding on runic energies can't be used instead of eating food – we're talking about sustaining your energy body, not the physical body.

Runic Rituals

Now you're going to learn the theory of standard magical runic ritual. Let's say that you want to attract more money within few days. Therefore, you want to perform some kind of magical rite that will attract money. So you will need few things. The first is - Sacred Space - but this one I hope you already have. Therefore, you can prepare the space for the ritual, light some candles and incenses when ready.

The rite itself requires a little bit more efforts than lighting a candle, but it should give you no troubles. You need to prepare some tools before beginning the rite.

- Piece of paper

- Something to write

You can simply forget about paper and pencil, and pick up the single rune stone upon which you will focus, because these two things are necessary to draw a rune - so you can focus on it. But if you have whole Futhark already prepared, you already have the rune - so find it in your bag, and put it on the altar.

Rune is ready; candles and incenses are burning. It's dark and quiet, so you can start the rite. For obvious reasons, you have to choose Fehu - as it governs attraction of money and material wealth. If you decide to attract safe journey, the obviously, you will use Raido for the ritual. For different purposes and goals, consult the descriptions of all 24 runes in this e-book. I've included everything there.

While standing in a circle, perform Hammer Rite for protection. Then, kneel or sit down in Lotus position. Feel comfortable.

Second step in the rite is meditation - it should take few minutes at max.

Meditation Tutorial

Sit down, make sure you feel comfortable. You can kneel, sit in Lotus position, or find a chair in your sacred space. Close your eyes, relax, focus on the blackness in front of your closed eyes. Now start counting from 1 to 30, breathing slowly at the same time. Count slowly, coordinate it with breathing. At 5, relax all tensions of your muscles. At 10, focus on the sound of breathing. At 15 focus on your heart bit, or at least blood pulsing in your veins. At 20, focus on the darkness before your eyes. When you reach 30, you will be in proper meditative state of trance. Remain in it for few minutes. Keep breathing.

This will bring you to a proper state of mind, necessary for all ritual work. After few minutes of meditation, you can move further

into the right. There should be a rune in question, in front of you on the altar.

Now you can either close your eyes, or keep them open. If you will keep them open, focus on the rune in front of you. With eyes closed, visualize the rune in front of you, made of bright red light. While focusing on the rune, start singing a Fehu Galdr - it should take few minutes to complete it - and that's how long the ritual will take. While visualizing the rune, and vocalizing the Galdr, keep an intend in your mind - think that this rite is meant to attract money within next few days.

When you complete the Galdr, say "Fehu" 3 times aloud, and make sure your words sound powerful. Then, you will be done the the rite will be completed. Read additional tips:

- The rite should take place in the night, or at least late evening - but if

you feel OK with it, you can do it during daylight, too.

- Vocalize the Galdr strongly - feel it's power. Perhaps you will even sense tingling or buzzing in your entire body during vocalization process. That is normal.

General Template for the Rites

That's how the rite looks like and each of them can be performed based on the following template:

- Prepare Sacred Space - candles, incenses, the right time of the day, rune you will use for the rite.
- Perform Hammer Rite - meant for protection during the ritual.
- Meditate - within few minutes, put your mind into proper state necessary for the rite.

- Visualize and Vocalize - visualize the rune in question, vocalize the Galdr, and think about the goal you want to achieve.

The above is my personal runic magical practice. As one wise magus said one - "with more knowledge and more practice, each one of us develops his own techniques". That's what you will do one day - based on my template for the rite, and many other resources on magick, you will create your own rites and techniques of magical practices that will work even better.

Such rites can be used to attract money, achieve a specific goal, enforce love, bring up the peace and even more. Technically, whatever you can think of, you can achieve with runic magick.

Why do we practice things like opening rite below? Ceremonial magick works like this: specific circumstances generate specific energies, that put the mind into specific state

that allows us to perform specific things. Therefore, the rituals are meant to create that specific state of mind and energy around us, thanks to which we will focus our intent on achieving our goal, for example, charging a sigil, or persuading the tax office to forget about our business, if you want.

With time and practice, you might learn how to create that specific state of mind without ceremonial practices.

Opening Rite

Note: The following rite comes from Futhark. A Handbook of Rune Magic (see bibliography).

Now that you are more familiar with the Hammer rite, and you've learned basic ritual, it's time to learn Opening Rite. The Hammer rite is like Hermetic Lesser Banishing Ritual of the Pentagram when used along with the Opening rite. Both rites merged together are meant to cleanse your sacred space and

banish all unwanted energies. Finally, they're meant to increase vibrations and frequencies of the energies and put your mind into specific state, required for performing further magical work.

When inside your Sacred Space (or far from it, as rites might be needed when sacred space is not available), vocalize the following:

Face north:

*Fare now forth
mighty Fimbultyr
from heavenly homes all eight
Sleipnir be saddled
hither swiftly to ride:
Galdsfadhir, might to give and gain
Holy rune-might flow
from the hoves of Hangatyr's steed;
in streams of steadfast strength -
through staves of stalward standing.*

Trace a white circle (and visualize it) around you, then intone:

*The rune-might is drawn
'round the holy-stead,
unwanted vaettirs wend away!*

Now perform the rune-ring part of the Hammer Rite. When done, intone:

*The worrisome vaettirs
now wend their way
eastward toward etin-home;
hallowed be the hall of Hroptatyr,
with the help of Hrungrnir's slayer!*

Perform the rest of the Hammer rite. Now, you can light fire (candle for example) and while doing so, intone:

*Endless light of life
give thy living gift
fill the night of need;
to the hearth of this hallowed
bring thy boon so bright
to quicken this salt
and yeast all so cold
together live long and well
in the hearts of Har's sib.*

The rite is done. If you're not using fire for this rite, simple skip the last part. Sleipnir is Odhinn's eight legged horse. Hrungrnir's slayer, on the other hand, is Thor, who defeated Hrungrnir. All the other weird names are just other names for Odhinn himself. All the words above should be spoken loudly from your hearth. "Feel" their power, and fill the power of the runes filling you. When the opening rite is done, it's time to perform the core element of the rite, either evocation, invocation, divination, sigil magick, talisman creation or any other ritual you want.

Closing Rite

When the ritual is over, it's time to close it. Once again, face North and intone:

*Now is done the holy work
of word and deed
helpful to godly children
hurtful to etin-churls*

*hail to him/her/them who speak(s) them
hail to him/her/them who grasp(s) them
needful to him/her/them who know(s) them
hail to him/her/them who heed(s) them*

Extinguish the fire (if any) by placing some cover on it, that will cut the air flow, and intone:

*Fire that glows without
forever be kindled within
by the might of Odhinn-Vili-Ve.*

This completes the closing rite, and whole ritual. Your work is done.

Classic Runic Magick Rite

All of this makes complete ritual process.

- **Prepare Sacred Space** - again, candles, incenses, the right time of the day, rune you will use for the rite.

- **Perform Opening Rite** - meant for protection and banishing of unwanted spirits.
- **Rite's Core** - now the rest of the ritual - evoking, summoning, divination or sigil magick goes here. Here goes the Galdrs as well.
- **Perform Closing Rite** - now close the ritual with proper rite.

And that's it. This is how each peaceful and complex runic ritual should be performed. Of course, basic and quick meditation can be done without it, but all other runic magick should be plug into the template, because it will give you better results.

The Cleansing Rite

Often, you might need to cleanse the place of negative energies. There are many techniques to do so, and here I'm going to present runic technique I'm using - a mixture

of psychic work and runic rituals. With this ritual, you will be able to cleanse your space of negative energies. Each room - from sacred space to the living room and even offices - should be cleansed at least once a month, and by this creating healthy area for work and living.

- **Prepare the area** - make sure no one will disturb you for the next 10 or 15 minutes. Light a candle in front of you on the floor and kneel, or sit down in lotus position if you prefer.
- **Perform Opening and Hammer Rite** - first, perform opening and hammer ritual mixed together, as described few pages earlier.
- **Visualize Kenaz** – visualize Kenaz hovering above the candle. Imagine it as burning fire that drains all the negative energies and burn them.
- **Cleansing** – close your eyes, and visualize (use your hands if you want)

that you're "hugging" all the negative energies in the room, and you're throwing them into the fire or burning candle. Then, repeat the entire process of collecting the negative energies, but this time, throw them through the window.

You've throw all the negative energies into fire. Fire is known of banishing negative energies and destroying them. This is why in every ritual, magick or psychic work no matter which magical system you prefer, it's good to have a candle burning. A little trivia here, in Lesser Banishing Ritual of the Pentagram (in the tradition of the Golden Dawn) you perform something known as Kabbalistic cross - in reality, in Hindu beliefs this cross is the symbol of elemental energy of fire - making the sign of the equal cross is a method of banishing negative energies.

The cleansing rite should be used at least once a month, but you can use it as often as you believe it's necessary.

Runic Constructs

While exploring the subjects of psionics (field of psychic development with more "semi-scientific" approach) and Chaos Magick, particularly the subject of servitors, I've acquired the knowledge that allowed me to explore completely new way to use runes - creating runic constructs with elemental energies. From the ancient times, magick was about manipulating energies.

What you need is a candle and skill of visualization. Sit down, relax and light a candle. Fire will be your source of energies here. To create a runic construct, you need to visualize energies flowing from the source (candle in this case) to a specific area of the room, and hovering there, building a rune. It's all about visualization that is a tool of energy manipulation here. To better understand how to use the constructs, let me put an example.

Fehu Construct

I didn't want to draw Fehu on the wall, or even a piece of paper. So I decided to build a construct made of energy. I used candle as source, and I've hovered the energy rune right above my desk. Since I placed the rune there, I had received a lot of inspiration for making additional money. The rune didn't really attracted money, but it gave me inspiration how can I increase my income.

Laguz Construct

Another time, I've set up Laguz above my bed. That night, I had so many fascinating and vivid dreams, and I remembered them perfectly. Laguz is known of interacting with dream states – general dreams, lucid dreaming or even astral projection. That was another successful experiment.

Why would you want to create runic constructs? Well, it's a useful skill – you

won't always have the opportunity to prepare a script or bindrune, or draw single rune. Let's say you're going for a job interview, but you forgot your talisman. So you're building an energy construct – Ansuz in this case, because it's responsible for speech – and you're hovering it above yourself. It will project its energies towards you, and this will have a positive effect on your job interview.

Or, if you need to cleanse a building that is haunted, but owners don't agree to write anything on walls – so you "draw" energy construct of Isa, Elahaz and Kenaz on the walls. See, runic constructs might be very useful from time to time.

It is hard to say if the runes work in this case, or is this your intention that really matters.

Summary

All the knowledge above, which I've shared with you, should be considered as just

guidelines that are meant to explain you how to use runes and runic mythology and ancient Norse practices in magick. If you want to learn more, I suggest you should explore other books on the subject of general magick, for example, Kraig's Modern Magick (see bibliography). Understanding the principles and mixing them with runic magick techniques will lead you to creating your own magical system and mastering Norse runes further.

Divination With Runes



Finally, you've reached the part in which I'd like to discuss the subject of runic divination - so called rune readings. I decided to place it at the end of this very e-book because the subject itself is very complex, and the only thing I can do here is to provide you with basic guidelines. Honestly, that will be the same thing all other guides can teach you about runic divination - there's a simple

reason for that. You see, you can become an expert in rune readings only with practice, and not with workbook after workbook. Sure, reading about runes in divination is helpful and educational, as you need more example interpretation of cast runes than you can imagine, in order to read them correctly.

What you're going to read in this section can be divided into two parts - first, you're going to learn layouts (spreads) for casting runes, and then you're going to read over an example rune reading from my personal practice. But before we proceed, take a moment and read how the original casting of runes looked like:

"No people are more addicted to divination by omens and lots. The latter is performed in the following simple manner. They cut a twig [68] from a fruit-tree, and divide it into small pieces, which, distinguished by certain marks, are thrown

promiscuously upon a white garment. Then, the priest of the canton, if the occasion be public; if private, the master of the family; after an invocation of the gods, with his eyes lifted up to heaven, thrice takes out each piece, and, as they come up, interprets their signification according to the marks fixed upon them."

The quote above comes from work Germania of Cornelius Tacitus (58-120AD), Roman historian and Consul of the region from about 97 AD. These days, the divination looks slightly different. In most cases, no gods are being evoked, and a number of spreads has increased greatly.

What Runes Will And Will Not Tell You

Before even starting giving rune reading, there are few things that you must know, so you can be sure that your reading is more than professional.

First of all you must understand that runes give advices, but not definitive answers. They cannot give you numbers for lottery, or names of people and places, dates of events. You ask runes a question, and they can present the situation to you, and give advices regarding what you should do next. But you cannot expect runes to guide you step by step - they will try to help you, by giving you a choice - you can act as runes advise, or you can act on what you think. The choice is always yours.

Second of all, you cannot get the same reading twice. Runes give advices based on the current situation - but after learning what runes have to say during the first reading, you get the answer and your current situation changes, already. Because of this, your next reading will be different.

Third of all, runes are counselors. You should ask their counsel all the time, in the morning and in the evening. Ask how should

you behave that new day when it's early, and in the evening, ask if you have acted the right way. If you have problems, ask the runes for help. If you need to make a choice, also ask runes for help. They have been given to mankind, so we could use them wisely, to leave a better life.

Another important thing to remember is that runecaster matters. One person can read runes one way, and the other person might read the same runes in a different way. As I already said, rune reading has something related to psychic abilities - no two runecasters can read the runes the same way. Because of this, you should not be worried if some other person will read the rune in other way (if you know other runecaster, of course). Perhaps you're looking on the matter from a different point of view.

A runecaster should present both parts the runes are talking about. Because in most situation, since runes have two sides - good

and bad - can present two paths to follow, the positive one and the negative one.

When giving rune reading, be professional, and act as professional. That is, of course, if you're a professional. If you're just learning, then say so. Admit that you're just a beginner, and you're still practicing your skills. Admit that your reading might not be the best, but you will do everything you can to make sure it will be accurate.

Spreads For Divination

What is a spread? It's the way you're casting the runes on the table. Hundreds of years ago, runes were cast for real. They were thrown into the air, and then landed on the floor, and then read by experienced runecaster. These days, it's not very effective like in the old days, but the name remained - runes are being cast.

To understand what a spread is, let's take a quick example. Three Nornes is the first spread you're going to learn. Nornes were Norse goddess of luck and destiny. Using this spread, you're casting three runes. The first one, on the very right presents the current situation. The second, middle rune, tell you about the action you must take, and the third rune, left, talks about the outcome.

The spread is the way and sequence you're placing runes on the table. Different parts of the spread are meant to help you

with interpretation. Your three Nornes spread might look either "3 2 1" or "1 2 3", as long as you keep in mind which rune answers which question. Because spreads are more symbolical, with time you might start creating your own spreads if you want.

Creation of spreads is simple - you need two things, memory and intention. You need to remember which rune will answer which question, and which rune will respond to which of your intends. Below are the basic spreads for runic divination.

The Rune of Odin

This spread is being used mainly for your own purposes. It's made of single rune that you're taking from the bag. It answers your question in a simple way, making this spread the fastest and simplest possible. It should be used when you're in need of fast answer, and you have no time for long reading session.

Three Nornes


Already mentioned three runes are probably most popular spread for runic divination. You're picking up three runes from right to left.



1st rune symbolizes current situation.
2nd rune stands for actions that are suggested to take, 3rd rune symbolize the situation that will occur when the advices of the 2nd rune will be applied.

Four Runes


If you want to learn more about forces that are influencing you, you can pick up four runes.



1st rune symbolizes you in your current situation. 2nd rune stands for negative forces that influence us, and 3rd rune stands for positive forces that support us. 4th rune talks about the situation that will occur after taking advices of the 2nd and 3rd rune.

Runic Cross

If you want to understand the dynamics of your situation, you can pick up a runic cross.




1st rune symbolize you and your current situation. 2nd rune talks about the past, about the place you come from, about things that were left behind. 3rd rune talks about the future. 4th rune talks about our personality and character, things that we should contemplate upon. 5th rune talks about the source of life difficulties and problems. 6th

runes presents the best solution. If you have problems with interpreting the runic cross, you can return all runes to the bag, and pick up 7th rune that will describe the essence of your situation as best as possible.

Runic Wheel

This runic spread is made of twelve runes that are being picked up counter-clockwise. You can use this spread on occasions such as New Year (our own, or Celtic new year - the night of Samhein), or birthday.




1st rune stands for you, your physical and psychological state. It talks about things that describe you. 2nd rune talks about your both material and spiritual wealth. 3rd rune talks about intelligence, mind and contacts with nearest surroundings. 4th rune talks about family and home. 5th rune discusses the creation of new values, love, children, and artistic expression. 6th rune talks about duties, work and health situation. 7th rune

talks about the ability to create a new relationship or marriage. 8th rune talks about crisis, danger, transformation. 9th rune talks about self-improvement, spiritual growth and journeys. 10th rune talks about the way society see you, your work career. 11th rune talks about the relationship with your environment, friend shop, influences and protections. 12th rune talks about hidden things, surprises and wheel of fortune.

Describing a person


If you want to learn about a person, you can use another four runes.



1st rune talks about the person's attitude towards others. 2nd rune his or her attitude towards you (or someone else specific). 3rd rune tells you what you can expect from that person. 4th rune talks about wheel of fortune for both of you.

The Future

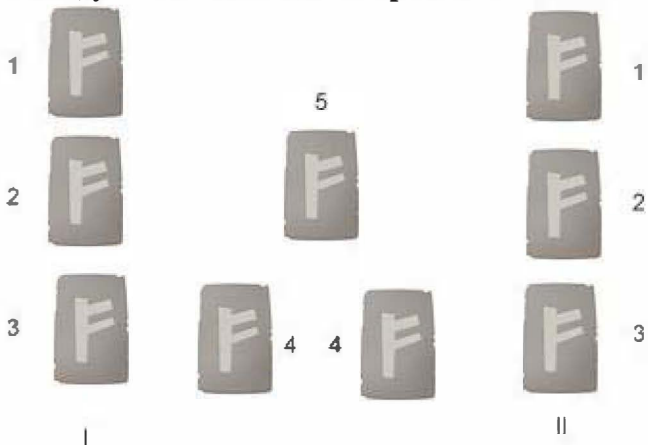
If you want to take a better look upon future, you can use six runes.



1st rune describes you and your current situation. 2th rune talks about your abilities to cooperate with others. 3rd rune talks about how you feel. 4th rune mention things and events in front of you, that are yet to come. 5th rune stands for possible problems you might encounter. 6th rune describes result.

Difficult Choice


If you're facing a choice between two options, you can take a look upon both them.



1st runes describe the current situation.
2nd runes describe each option in general.
3rd runes describe the nearest future. 4th
runes describe further future, and 5th rune
describe you in the current situation. Take a
look upon each option, and decide which fu-
ture looks better for you.

The Partnership


A runecaster often has to deal with giving love and relationship divination. For this purpose, this spread works the best. It is used to compare two sides - people or organizations.



1st rune talks about similarities in verbal communication and speech. 2nd rune talks about similarities in thoughts. It describes what each person thinks about this specific relationship. 3rd rune describes similarities in inner feelings. 4th rune talks about similarities in actions each person like to take. 5th rune describes things the person will add to the relationship. 6th rune describe things that really connects both persons. 7th, 8th, and 9th runes describe future - problems, opportunities etc.

The Celtic Cross

If we're not sure what really bothers us, we can use this spread to find out.



1st rune describes the person who's asking about the problem. 2nd rune represents the problem itself. 3rd rune describes the roots of the problem. 4th rune talks about desires of the person asking. 5th rune represent nearest past, from which the problem originate. 6th rune represents the nearest future. 7th rune talks about unconscious

personality of the person asking that is causing problems. 8th rune describe what the person asking thinks about the problem. 9th rune talks about influences of the environment of the person asking. 10th rune the result.

With these ten spreads, you are ready to start runic divination practice. Below, I'll explain how the spreads really work.

The Proces of Divination

How to perform rune reading? Start with asking your "customer" the question what he want to learn about. Is it related to business, relationship or something else? The person you're giving reading to should give you some details about him or herself. Name, age, job, relationship status - you're not psychic, you don't have to know these things, right? And knowing them will make the reading more accurate.

Then, after knowing what your customer wants, you should choose a spread that will give the best and most complex answer. After that, you have to cast the runes, by picking them from your runic bag, one by one, and placing them on the table accordingly to spread you have chosen. Then you have to read the runes, and that's all. The most important thing to keep in mind is to understand how spreads work.

When picking up the rune, you must keep in mind what do you want this rune to represent. Places in spreads are meant only for navigation. When you know that first place is meant to answer one small part of the question, keep in mind what this small question is, then pick the rune and place in on the table. Intend is what really makes spreads working.

Your customer might ask another question, so you could pick up additional runes and add them to spread - by keeping in mind

these additional questions. And if you're giving a reading to someone, you might try to interpret the runes along with him or her - the opinion of "third party" might be very useful to give the most accurate reading there is.

Example Reading

Now that you've learned some spreads for divination, you might become more familiar with them, but familiarizing yourself with some example readings I have performed during the last few years.

Personal reading, situation: I was about to move into new flat with my girlfriend, and even if we had money for first 2 months, we both had no job at the time. I was worried about it, so I ask the runes about the situation. I decided for simple spread of Three Nornes, here's what I got:



The following is my interpretation. My current situation (1) is a stagnation, and I'm focusing on the outside world instead of focusing on myself from the inside. My life isn't going anywhere but to more problems and greater stagnation. What I should do (2) is to focus on the "inside" - I understand it in a simple way: keep learning new things, work on your personal projects, use your creativity and skills to find ways to make money, and at the same time, keep in mind that you should also pay attention to relaxation and free time. Also, focus on the relationship with your girlfriend, make it grow. Because of these actions, you shall be rewarded (3) with success and peaceful situations that will follow your actions.

That is enough for you to start foretelling the future and seeking advices with runic divination.

Additional Uses For Runes



There are few more uses for runes, which I would like to discuss in this book. Here there are.

Runes as alphabet

Rune can be also used as normal alphabet. All the references you need has been already included in this book. Writing with

runes is easy, because all you have to do is to replace Latin letters with runic signs and that's all. It doesn't have any practical use, but it's a way to have fun and additional method for memorizing runes.

Runic Meditation

Every runecaster should meditate with runes from time to time. By doing so, power of the rune upon which you meditate, becomes part of you. For example, you can meditate on Tiwaz to gain courage; on Sowilo to achieve victory or gain illumination; on Ansuz to gain wisdom; on Isa to gain individuality. Look at the meanings of runes to find out how can you use other runes for meditation.

But how to meditate, actually? It's very simple, and it's limited to proper breath. Sit down or lie on a bed, make sure you're comfortable. Pick up a rune you're going to meditate with and hold it in your hand. Close

your eyes and count down from 30 to 0. It's meant to put your mind at peace. Imagine a symbol of a rune in front of your eyes, and keep it's meaning in your mind. Think about your intends to gain something thanks to this meditation. Now start breathing - take deep and slow breaths, and breath air our slowly, as well. Continue this for about fifteen minutes and that is all. You have learned how to meditate with runes.

Making money with runes

Many people want to use magick for gaining wealth, or in other words - the money. Of course, runes can be used in making additional income, yes - here's how it works. A proper runic scripts can be written down and place within pocket or wallet - a script meant to attract money. With positive thinking and charging the script with correct intend, the force of the runes can really attract more money - an unexpected tax

return, great new job offer, finding lost \$10 in your old jeans, brainstorming new great ideas to make additional money. That's how runic scripts for money work, they give you opportunities to make new money, and they enforce your efforts for making money - but they won't bring additional bucks out of empty space.

You can try carrying single Fehu rune with you all the time, along with positive intends in your mind. It will work the similar way, by attracting new opportunities for earning additional dollars. Or you can use Fehu for meditation purposes.

Attracting love

Rune can not just attract wealth (both material or spiritual), but they can also attract love and relationship. Once again you can use all the methods you learned about attracting money with runes.

Runic Tattoos

Sometimes, because of their nature and cool look, runes become an interest of people who would like to see them tattooed on their skin. Before going to tattoo studio, you should read this part.

The most safe runic tattoo is probably the Aegishjalmur, known also as the Helm of Awe. Personally I have it tattooed on my right arm, and I can't complain. That probably is the only runic symbol you should make on your skin, simple because most runic scripts and bindrunes shouldn't be used with each other. Making more than two tattoos on your body, of different scripts might cause more problems than you can imagine. At best, you might not get any results at all, with any runes simple because some tattoos already affect your energy body and mind, making it impossible for other scripts to work.



Aegishjalmur is an ancient symbol made of few circles and eight Elahaz runes. It's meant to protect against evil and enemies, and bring wisdom, power and justice to its owner, and make him perceived as a potential leader.

But, at the point of writing this book, I'm not a fan of doing occult tattoos. They connect you to the specific beliefs system and specific culture and energies, and it's difficult to break such connection. If you're not sure about sacrificing your entire life to runes and Norse culture, do not make a runic tattoo.

Summary Of The Book

You reached the end of this book. I hope that it proved to be very educational and useful for you, dear reader. I've included all my knowledge about the Norse runes, that you should learn if you want to become runecaster and use runes by yourself. Remember, that learning and memorizing runes, their meanings, spreads for divination, bindrunes and runic scripts is not enough - what you need the most now, is practice. Experiment with different scripts, give free rune reading to your family and friends, and even to yourself. Counsel the runes each day. An apprentice of runic magic cannot become a runemaster or runemistress if he or she won't dig deeper into the secrets of runes. With time passing by, you will notice you're getting better in understanding the true power that lies behind runes.

Also, remember to continue your adventure to Poetic Edda and other mythological sources, both for knowledge and inspirations. This small book is only an introduction, your first step on the path of knowledge.

Thanks for reading!

Reviews

You've bought this book, you've read it, now please, if you have few minutes, visit the book's page on [Amazon.com](https://www.amazon.com), and add your review. With your feedback, the author can improve his publications. Thank you!

Contact The Author

Nathaniel is a psychic, Reiki practitioner and occult explorer from Poland. He writes books, and manages his blog, A State of Mind, where he teaches about psychic development and spiritual growth.

He is a nice guy, you can network with him on the following websites:

- Amazon: <http://www.amazon.com/Nathaniel/e/B005B63BDQ>
- Twitter: <http://twitter.com/astateofmind>
- Facebook: <http://facebook.com/astateofmind>

Nathaniel can be reached by email, too:
nathan@astateofmind.eu

GRAB NATHANIEL'S
BESTSELLER

PSYCHIC DEVELOPMENT SIMPLIFIED

A NIFTY AND SIMPLIFIED GUIDE
TO PSYCHIC DEVELOPMENT!



Psychic Development Simplified is an amazing source of information. I learned a few tips and tricks even I hadn't known! Nathan has done a fantastic job compiling information and making it understandable for everyone! I highly recommend it to others!

”

J.V Krakowski

Psychic Teacher & Pagan Practitioner



Interested a book on psychic development that's different from all of the rest? Try Nathan's new e-book, Psychic Development Simplified and you won't be disappointed. (...) It is dense, extensively informative, and something that I would liken to a Psychic Encyclopedia.

”

Julie Barrett

Psychic Intuitive at A Clear Sign



AVAILABLE ON

amazon.com

astateofmind

<http://astateofmind.eu>

Glossary of Terms

Aegishyalmur (or Aegishjalmur) – magical symbols for warriors and leaders, a powerful bindrune.

Aesir - race of gods in Norse mythology.

Aett - aettir, single set of eight runes. There are three aett - of Frey and Freya, Hagal and Tiw.

Bindrune – two or more runes composed together in order to achieve specific magical power.

Edda - collection of poems describing Norse mythology.

Galdr - incantation of runic letters.

Havalam – Odin's Song, the ancient poem in which Odin provides people with the rules of good life and behaviour.

Norn - female being from Norse mythology.

Runemal – the art of runecasting.

Runic Script (formula) – a word or phrase made of runic symbols, for magical purposes.

Ristir - special tool for carving runes.

Vaetir – also known as "Etin's children", any unwanted or evil entities, from astral critters to demons and further.

Yggdrassil – a tree of life in Norse mythology.

Bibliography

Blum, R.H. *The Book of Runes: A Handbook for the Use of an Ancient Oracle: The Viking Runes with Stones: 10th Anniversary Edition*. St. Martin's Press, 1993.

Greer, J.M. *The Encyclopedia of the Occult*. Llewellyn Publications, 2003.

Kraig, D.M. *Modern Magick: Twelve Lessons in the High Magickal Arts*. Llewellyn Publications, 2010.

Page, R.I. *An Introduction to English Runes*. The Boydell Press, 1999

Paxson, D.L. *Taking Up The Runes: A Complete Guide To Using Runes In Spells, Rituals, Divination, And Magic*. Weiser Books, 2005.

Sturluson, S. *The Prose Edda: Norse Mythology*. Penguin Classics, 2006.

Thorsson, E. *Futhark. A Handbook of Rune Magic*. Weiser Books, 1984.

Thorsson, E. *Runecaster's Handbook: The Well of Wyrð*. Weiser Books, 1999.

The Anglo-Saxon Rune Poem (in Modern English). Online Access: <http://www.ragweedforge.com/rpae.html>

HOVAMOL, The Ballad of the High One, In Poetic Edda. Online Access: <http://www.sacred-texts.com/neu/poe/poe04.htm>

The Germany and the Agricola of Tacitus. The Oxford Translation Revised, With Notes. With An Introduction By Edward Brooks, JR. Online Access: <http://www.gutenberg.org/cache/epub/7524/pg7524.html>

Table of Contents

[Introduction To Norse Runes & Runic
Magick](#)

[The Norse Runes](#)

[Elder Futhark, Or 24 Runes](#)

[Making Runes](#)

[Runic Magick](#)

[Divination With Runes](#)

[Additional Uses For Runes](#)