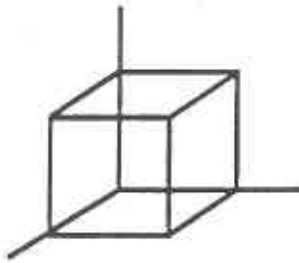
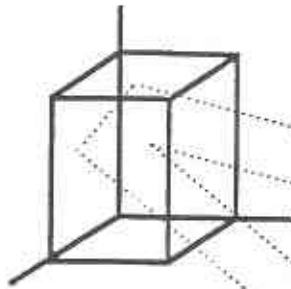


THE PLANETS AND THE CRYSTAL SYSTEMS

SATURN
Cubic



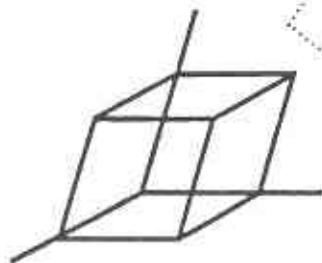
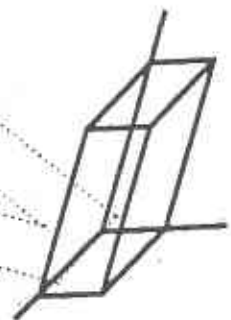
JUPITER
Tetragonal



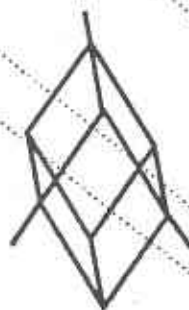
MARS
Orthorhombic



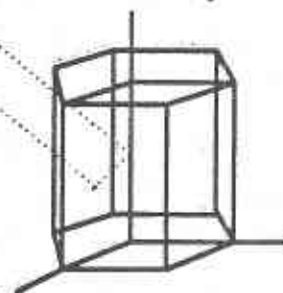
SUN
Monoclinic



VENUS
Triclinic



MERCURY
Rhombohedral



MOON
Hexagonal

CRYSTAL	PLANETARY ATTRIBUTION OF THE PLANT	BODY
Cubic	Saturn	Body structure, Bones
Tetragonal	Jupiter	Assimilation - Lungs Stomach - Liver
Orthorhombic	Mars	Strength - Blood quality
Monoclinic	Sun	Heart - Circulatory system - Arteries
Triclinic	Venus	Veins - Kidneys - Sex excretions
Rhombohedral	Mercury	Speech - Throat - Organs of Senses
Hexagonal	Moon	Brain - Sex organ