

WELLS OF POWER

From Unity you arise
To return to Unity is your Growth
The mind discovers the path of return
But the heart provides the key to each step along the way


PASSIVE SYMBOLISM


There are two kinds of symbolisms: one is active, the other passive. Active symbolism is the basis for natural Magic or any system attempting to carry out an action upon the Invisible. We will study this later. The function of passive symbolism is to transmit Knowledge from the visible to the Invisible and vice-versa. In our world, access to passive symbolism can only occur through the intellect and only progressively can we get rid of this temporary support.


Passive symbolism is essentially graphic (a point, a line, a curve, a polygon). It is bound by strict rules which are, in a sense, reflections of universal archetypes. It is based in space, contrary to active symbolism which is based in time.

SURVEY OF THE ELEMENTARY FORMS

• The point: it is without dimensions. It is infinitely small. It is the simplest possible expression. The point is the symbol of the highest and simplest energy in this world. It is the symbol which issues from the Uncreated. Therefore, the point positioned in the center of the circle, a solar symbol, indicates that the sun dispenses this energy throughout our planetary system.

 The line: by penetrating space, the point moves and thus creates the line, a symbol of manifest energy, which is on the verge of action.

 If the line is vertical it symbolizes the energetic ascent-descent, or descent-ascent, indicative of an active energy.

 If the line is horizontal, it symbolizes the passive energy which doesn't act, which is subject to active energy. The line, as it divides space in two parts, is the symbol

sonorous vibrations in the form of phonemes. If man has symbol-vibrations at his disposal, that is "sonorous images" which resemble the higher vibrations of Primordial Air, he is in turn capable, through resonance, of having an effect on the elements of the Invisible, that is, he can practice natural magic which is one of the evolutionary tools.

ACTION OF THE SYMBOLS

Before we continue, we should specify that the symbols we studied in the previous lesson have a definite effect despite their passive space-characteristic. We shall illustrate their effect through an analogy. Take a black stone resting on some ice in the sun. The black stone normally doesn't produce heat but under the effect of the sun, it stores the solar heat and returns it. Therefore there is ice melting just around the stone. In the same way, the symbol (here the black stone) tuned to an energy (here the sun) acts as a receiver and transmits the energy to the closest operator (here the ice).

This should help to better understand the scale of passive symbolism. To be very clear, let's take again the drawing of the pentagon associated with level 5, for example. The operator who concentrates on this symbol hopes to receive, through the symbol, the reinforced energies of Mars. In effect, this planet's energies are concentrated in the following forms:



- with varying effects depending on the forms - and in order to receive them, the operator must create the corresponding resonance by means of his inner work.

We know that symbolism is a code which is at once accessible to the conscious and the unconscious. It is a transition between two worlds and that is why we concentrate on its components. Of course, the worth of all symbolism lies in the archetypal values of its components, a subject which we won't be able to develop in this lesson.

Active symbols differ from passive symbols in that they are a source of energy and their effect is dependent upon their structure. They transmit their own energy to the receiver (on which we hope to have an effect). These active symbols essentially work through vocalization, as we mentioned. Therefore, in order to be effective the emitted sound must obey a certain number of rules. As everything in Nature is vibrations, it is good to explain the mechanisms at play in esoteric vocalization.

domination exerted by the elements upon the infinite energy. It is the symbol of antimony and also the symbol of our world, the Earth.



The triangle: Indicates that the energy is now limited. It no longer proceeds from the infinite world, but belongs to the finite. The triangle symbolizes the process of division of the energy which insures the creation of the world. The two straight lines starting at the apex symbolize the growing distance between of the two energies which issued from the same point and descend toward matter. The basis of the triangle is the line representing the opposition of the two energies in duality. Two straight lines which meet and form the apex of a polygon provide a point of manifestation which provokes a radiation in the same direction as the direction of the apex. The more acute the angle, the more potent the radiation, thus the apex of a triangle has a stronger radiation than the apex of a square.

SYMBOL OF THE ELEMENTS



Again we have a cross inscribed in a circle but with a central point. This symbolizes the two energies (passive and active) fused together in the form of the four elements. Each of the four parts of the cross represents an element:


- the top one is Fire
- the bottom one is Air
- the right one, Water
- the left one, the Earth
- the central point is the quintessence or fifth element which contains the other four in balance.

Other symbols are given to the elements.






The element Fire: is the fundamental active element. The energy which is radiated to our world from the Sun is the energy animating nature and providing life to man.



The element Air: the line which is contained in the triangle indicates that this energy is passive, and that, by pressing against this obstacle,  Fire can manifest.

The triangles of Fire and Air point upward indicating thus their subtle, spiritual character.


 The element Water: is the active element of the kingdom of matter.

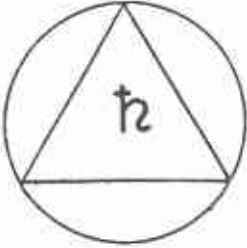
 The element Earth: the inside line indicates that this element is passive and that by pressing against it the element Water  can manifest its action into matter.

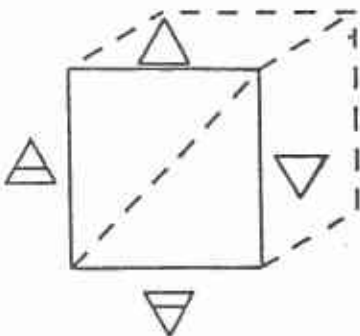
We saw in Lesson # 2 that the names of the elements (and of the principles) should not be confused with the material bodies bearing the same names.

SYMBOLS OF THE TEN LEVELS OF ENERGY OF MAN'S NATURE AND CONSCIOUSNESS

• Level 1: the point which symbolizes Eternity, the infinite power. Very little can be said about it. A contact with level 1 leaves the impression of a point which is so powerful that it seems black.

 Level 2: at this level, the energy is no longer symbolized by the point but by a circle separated in two by a vertical line which symbolizes the potential duality. As we know, this is the symbol for Niter, that is, the life animating the spiritual world which in turn animates the material world.

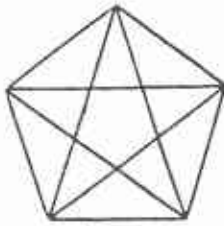
 Level 3: the triangle inscribed in the circle symbolizes the potential form which is not yet manifested. From this point of view, level 3 is at the limit between time and eternity but on the side of eternity. Space-time, on the other hand, issues from the lower part of level 3, which is indicated by the sign of Saturn-Chronos - the father of Time. The passage from level 3 to level 4, that is, from Eternity to space-time, modifies the meaning of the circle - symbol. From level 4 on, and for all the following levels, the circle no longer symbolizes infinity but nevertheless points to its infinite origin.



Level 4: is symbolized by the square. We are now in Space-time. The square is the symbol of the quaternary which delineates man's evolutionary field. If you move the square perpendicularly to its surface, a cube is created which is the symbol of the Cubic Stone - rather rough during the time of

involution, polished by evolution. The diagonal cuts the square in two triangles: one represents the life energies and the other the energies of matter. Each side of the square is assigned to an element.

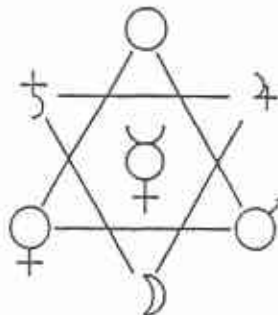
Level 5: is symbolized by the pentagon. Dividing the circle in five allows one to draw two polygons, one of which is a star. The possibility of this double drawing indicates the duality of man. The star, the spiritual man, is locked in the pentagon of matter but it generates in its center a smaller pentagon - the symbol of the macrocosm within of man. The star can take two positions: one star with one point upward and the other two downward, the other star with two points upward and one downward. The latter is a symbol for the negative forces and should never be used. The five apices of the star radiate energies: the top one radiates the quintessence, the other four radiate the four elements:



- right and top, Fire;
- right and bottom, Air;
- left and top, Water;
- left and bottom, Earth.

Level 6: is symbolized by the hexagon. The division of the circle by 6 produces a star-polygon made of two reversed and interlocked triangles - symbols of the top and bottom worlds. Their criss-crossing symbolizes the union of the two worlds which is accomplished by initiation. Several schools place the six traditional planets at the points of this symbol and Mercury in the center. Mercury symbolizes the union of the two worlds.

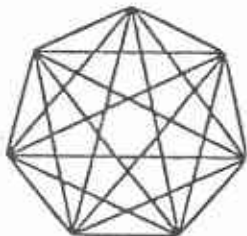
The two triangles are the symbols of Fire, active element of life for the Higher World and Water, active element of matter for the lower world. Often, we see the two triangles inscribed in a circle formed by the serpent Ouroboros which then indicates the two worlds enclosed in the Infinite.



Whereas all the preceding symbols of the triangle, square and pentagon could be drawn without breaking the line, it is

necessary, here for the first time to break it in order to draw each triangle starting with its apex. The drawing in two parts indicates the separation of the two worlds - spiritual and material. This separation only applies in levels below level 6.

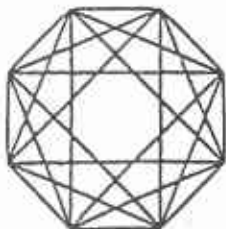
Level 7: symbolized by the heptagon. The division of the circle by 7 produces two star-polygons (7-A, 7-B, see figure p.19). The appearance of two different stars in the heptagon shows, on the one hand, that during the descent along the consciousness and energy levels, multiplicity appears and becomes complex for three symbols are now necessary for this level, and on the other hand, that the complete manifestation of duality is accomplished here.



Each point radiates an energy which expresses one of the 7 double laws of the universe. One star expresses the positive aspect of the 7 laws, the other their negative aspect. You can draw both of them without breaking the line. They have a curious property: with each star you can find, from the sequence of the days of the week (7-C by following the arrows), the order of

succession of the planetary geniuses which is identical to the sequence of the days of creation (7-C clockwise). You can also follow this sequence on figure # 1 of Lesson # 3 p.14.

Level 8: is symbolized by the octagon. The division of the circle by 8 gives 4 possible polygons: the octagon, 2 squares (Figure # 3, 8-A) and a star-polygon (Figure # 3, 8-B) which you can draw without breaking the line. You cannot use a continuous line to draw the two squares. They characterize Mercury, the planet of occultism: one symbolizes Thot, the magus, the other Hermes, the alchemist. Each square represents the 4 elements in the corresponding discipline.



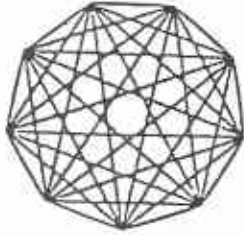
The octagon is the symbol of the astrologer.

The appearing Maltese cross (Figure #3, 8-C) symbolizes the trial on the chosen path.

If you draw all the possible polygons in the octagon, you can find 8 isosceles triangles.

Level 9: is symbolized by the enneagon. Here a new element appears. As a matter of fact, there are two continuous star-polygons (Figure # 3, 9-A, 9-B) and a star-polygon made of two triangles (Figure # 3, 9-C).

Level 9 is attributed to the Moon, the two polygons (9A -9B) symbolize the two types of energy, passive and active which transit through the moon, the last step before arrival into our world. The three triangles symbolize the three paths of initiation:



- the apex, the way of equilibrium
- left point, the way of rigor
- right point, the way of mercifulness.

The most acute, continuous polygon (9-B) represents the energies of psychic experiments; the most obtuse, continuous polygon (9-A) represents the energies of Universal Justice. The balancing of these energies reduces the problems of life-on-earth to an infinitesimal level.

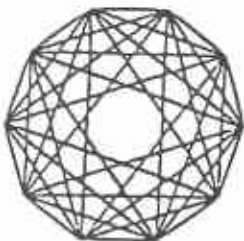
Note that polygons with an odd side number like 3, 5, 7, 9 can be positioned pointing upward or downward, thus:

- 3 - Fire \triangle becomes Water ∇
- 5 - spiritual man (star pointing upward) becomes material man (star pointing downward).
- 7 - the seven positions become negative.

For - 9 - the case is different: pointing upward, we obtain Fire for the center way and Water for the side ways; pointing downward, we obtain Water for the center way and Fire for the side ways (the side ways are respectively the way of rigor and the way of mercifulness).

If we meditate on the series of the three triangles we can create a resonance in us which may shed some light on the choice of the path which suits us best.

Level 10: is symbolized by the decagon. The division of the circle by 10 gives a continuous, star-polygon (10-B) and two polygons made of a double drawing (10-A, 10-C).

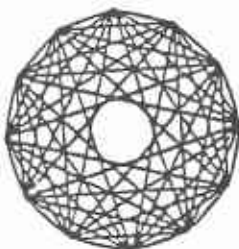


These two polygons represent the two types of energy which arrive on this earth. The discontinuous polygon (10-C) is very interesting because it is actually formed by two stars of the pentagon. These are the two aspects of man on earth: the spiritual, pointing upward and the material pointing downward.

The level - 11 - doesn't correspond to a level but to an evolutionary phase symbolized by the hendedagon which expresses the negative forces of duality.

Note that in the first 12 polygons, the polygons 7 and 11 are not exact in degrees in the sexagesimal division. In the division of 360 by 7 there is a remainder of 3 degrees and in the division of the circle by 11 there is a remainder of 8 degrees. The inexact division makes clear that these symbols have "freedom" in their action in the universe. - 7 - is the symbol of free, constructive, and positive action; - 11 - is the symbol of free, negative action.

The - 12 - is the number of each evolutionary phase. It is symbolized by the dodecagon. The division of the circle by 12 yields 3 discontinuous polygons: one of 2 hexagons (Figure # 3, 12-A) and one of 3 squares (Figure # 3, 12-B) one of 4 triangles (Figure # 3, 12-C) and a continuous star-polygon with 12 points (Figure # 3, 12-D).



The dodecagon is not linked to the 10 energetic levels of Nature. But it is linked - with its polygons - to the 12 evolutionary phases occurring within a cycle (Lesson # 6).

This long study of the polygons takes on all its significance when we look at symbolism. You can examine this proposition in the suggested oratory work.

SYMBOL OF THE THREE ALCHEMICAL PRINCIPLES



Symbol of Sulfur, the soul of things, the animating energy made of Air and Fire. This symbol expresses the fact that Fire, the highest energy, issuing from the sun, dominates the energies of the 4 elements of nature.



Symbol of Salt, of matter-energy. It represents the body of things. Its purifying power is its essential characteristic (consider the symbolism of the salt of the earth in the Bible).



Symbol of Mercury. Mercury is the messenger of the gods. It makes possible the junction between Sulfur - the soul - and Salt - the body. Here the Moon ☾, the world of levels 7, 8, 9, is married, united to the sun ☉, the worlds of levels 4, 5, 6 in order to dominate the 4 elements of Earth ⚡.

SYMBOL OF THE PLANETS AND THEIR METALS



Symbol of lead - planet Saturn - level 3. The energies of the 4 elements dominate the lunar energies transmitted to the earth. Saturn - lead is at once the Midheaven and in the Tarot, the Path 32, the beginning of Initiation.



Symbol of tin - planet Jupiter - level 4. The lunar energies dominate the energies of the earth, the reverse of Saturn. This reversal is due to the passage of the Abyss, between lead and tin.



Symbol of iron - planet Mars - level 5. Mars expresses outwardly the solar energies it receives. It is therefore the symbol of force, its energies should revitalize blood.



Symbol of gold - planet, the Sun - level 6. It transmits the energies of the Infinite into our system.



Symbol of copper - planet Venus - level 7. Here the solar energies dominate the energies of the earth.



Symbol of Mercury - planet Mercury - level 8. The lunar and solar energies are united to dominate the energies of the earth. It is the planet of magic, of alchemy, of astrology and Initiation.



Symbol of Silver - planet Moon - level 9. Its symbol expresses its function which is to only transmit part of the solar energies in its domain:

☾ waxing moon, positive;

☿ waning moon, negative.

What we have expressed here about the symbols is only a start. It is expected that each one will progressively discover his own system of symbols.

It is important, as we already mentioned to write down your experiences and the date (the day) on which they took place.

PROPOSED EXERCISE: meditation on the polygons

Material preparation

- bring a big sheet of paper.
- draw the polygon, the basis for the meditation, inside a circle 20 to 30 cm in diameter.
- on the same sheet, but separately, draw the figures which are to be inscribed in this polygon; you can draw them at a smaller scale than the circle.

Exercise:

- start preferably by concentrating on the mirror;
- place the study sheet in front of you and let the drawing you just drew penetrate you thoroughly.

Active Phase: Visualization

- a) visualize the construction of the polygon.
- b) then visualize the sequence of overlapping for the figures which are to be inscribed within the polygon.

Passive phase: meditation:

- a) Close your eyes. If you achieved the "black" phase of the mirror you can now leave your eyes open.
 - b) establish silence inside of you.
 - c) establish a mental vacuum so you can be receptive to the resonance which is created by the symbol in your inner self.
- Close the work as indicated before.

A WEEK OF MEDITATION ON THE POLYGONS

Saturday: (always start with Saturday)

- Meditation on the triangle.
- Subjects to treat: eternity, time; understanding,

intelligence; the solid aspect of material things for example, how to take care of the skeletal structure.

Sunday:

- Meditation on the hexagon and its two inscribed triangles.
- Subject to treat: beauty, harmony between people and beings.

Monday:

- Meditation on the enneagon, its two polygons (9-A, 9-B) and its three triangles (9-C).
- Subjects: problems with liquid, water, of procreation; problems concerning Universal Justice.

Tuesday:

- Meditation on the pentagon and its star-polygon.
- Subject: problems of force, of health cured by purifying the blood; problems concerning the duality of man's two aspects, the positive and the negative.

Wednesday:

- Meditation on the octagon, its star-polygon and its two squares.
- Subjects: mystical, occult problems; Alchemy, Magic, Astrology; care of the throat; training with sound to acquire the Word.

Thursday:

- Meditation on the square, on its division in two right-angled triangles.
- Subjects: problems of esoteric knowledge, of the origin of cults; problems of health and everything having to do with assimilation in general: intellect, breathing, food, solid and liquid; financial problems.

Friday:

- Meditation on the heptagon and its two star-polygons.
- Subject: the seven Second Causes, the Seven Double Laws of the manifest universe (we can attempt a direct contact with the vegetable nature); problems of venous circulation and feminine health.

MEDITATION ON PLANETARY SYMBOLS:

If you feel disheartened by the drawing of the polygons you can perform the meditation work by using the graphics of the planetary symbols (Figure # 1, Lesson # 3) which you should also trace on a big sheet. However, the result in this case will be less effective than in the work with the polygons.

Observations:

For the work on polygons like for the work on the planetary symbols there is no obligation to follow the sequence given for the week. If you feel better about working in the oratory at a given day, perform then the work indicated for the meditation of the day. But if you decide to follow the week planning, you should start with Saturday.

As you probably noticed, the meditations of the week do not follow the order of the levels. In this work, we do not call for any energy. Otherwise, it would be imperative for us to follow the numerical order, in order to avoid finding ourselves in very uncomfortable troubles. Thus, in the exercises we indicated above, there are only passive manifestations.

Concerning the "Subjects to treat" it is better not to use them as a reason for meditation. That is, do not take the risk of "crystallizing" them. It is best for the meditation to be "without any specific object." As a matter of fact and as a function of the rule of the Second Causes which are at play here, a meditation is spontaneously oriented toward the subject which needs to be dealt with.

For psychic or inner results, there is a good chance that the information of the experience will be communicated through metal symbols which often figure either in the set-up or through the direct presence of the metal such as gold, silver or mercury.

AWAKENING THE LEVELS:

This exercise consists in meditating for 3 days on each level, so that in 30 days you have gone through the 10 levels.

Here, it is no longer possible to follow the days of the week. You can start where you want to.

If you start with level one, you should plan, for the meditation on the point, to draw a small black circle half a centimeter in diameter on a white sheet of paper and, for level two, to draw a vertical line _.

You can perform this exercise several times.

The exercises proposed in this lesson are preparatory and essential for the exercise proposed in the next lesson.

Ora et Labora!

Appendices:

- Description of the construction of the 10 polygons and Figures # 1 and # 2.

- Figure # 3: The Geometrical Division of the Circle for the Construction of the Polygons.

APPENDIX

THE CONSTRUCTION OF THE TEN POLYGONS

with ruler and compass

The first thing is to learn to construct the polygons with a ruler and a compass without using a protractor. Individual construction of the polygons increases the depth of the meditation.

Let's start with drawing 1 of figure # 1.

Construction of a square: draw the circle, draw a straight line H through the center of the circle. From each intersection of this line with the circle, draw two small arcs at P, which determine a straight line perpendicular to H and passing through the center. The construction of the square is obvious from that point. This method which is actually the bisection of an angle (division of an angle in two equal angles) is therefore necessary for the following sequence of drawing.

Drawing 2 is accomplished by transferring the length of the radius onto the circumference six times. We obtain then the triangle and the hexagon.

However, an arc of circle B was added using A as a center. The opening BA of the compass divides the circle in a specific way in 7 equal parts. This allows the tracing of a seven-pointed star in 3 and 4.

Let's now study the drawing of the pentagon by the so-called Durer method which several philosophical schools kept more or less secret even though it is not a truly accurate method.

Drawing 6 (Figure # 2): draw a straight line XY on which you transfer the two points R and S. Using R as a center, draw a circle passing through the center S of the other circle. The same with S. Through the points of intersection of the circles with R and S as centers, draw a straight line I. Using one of these two points of intersection as a center, draw a circle P equal to the last two. This circle P intersects the straight line I at T.

Drawing 7: pass 2 straight lines MN-LK through the point T which cut the circles R and S at their points of intersection with the circle P.

Drawing 8: with LN as compass opening and using the point L as a center, cut the circle R in U. With the opening LN and point M as a center cut circle S in V.

Still with the opening LN, from point U and V as centers we obtain intersection Z on line I. The points L N V Z U are the apexes of the pentagons.

Drawing 9: it shows the two bisectrix which determine the center of the circle inscribed in the pentagon.

We know have polygons of 3, 4, 5 and 6 sides.

- the bisection of the angles of the square give the octagon.

- the bisection of the sides of the pentagon give the decagon.

- the bisection of the angles of the hexagon give the dodecagon.

We now have the sequence of the polygons with 3, 4, 5, 6, 7, 8, 10 and 12 sides.

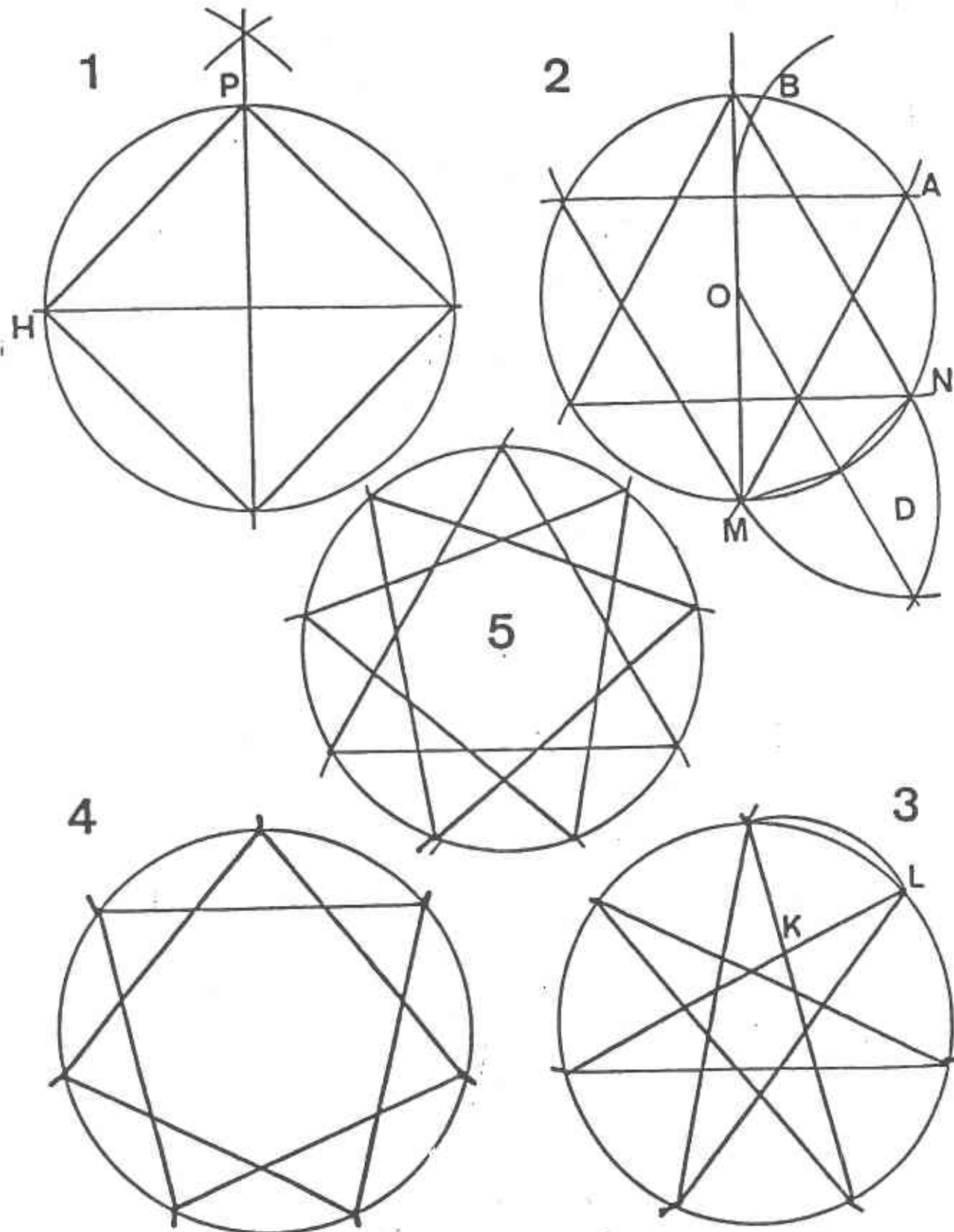
We only lack the polygon with 9 sides but the geometrical trisection of an angle is not possible; thus, its construction is indirect as for the polygons of 5 and 7 sides.

The tracing of the hexagon has given the element AB which permits drawing 3. The opening of the compass KL in drawing 3 divides the circle in 9 equal parts. This permits the drawing of the 9-sided polygon (drawing 5).

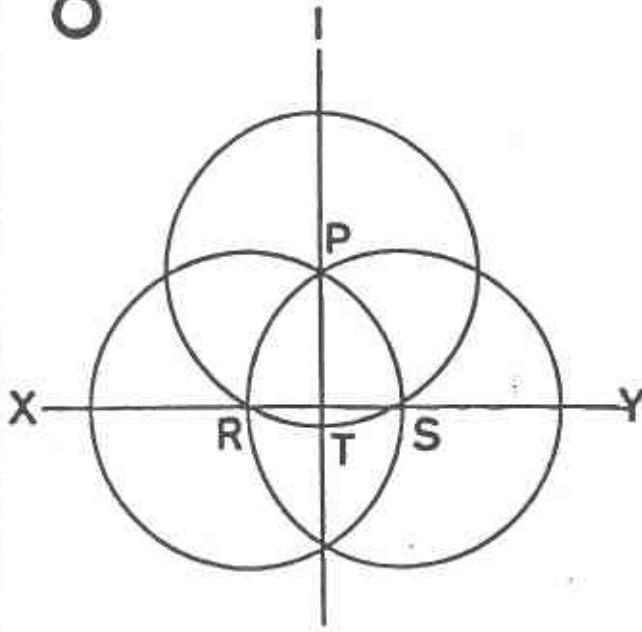
Thus the polygons with 5, 7 and 9 sides are not geometrically exact.

Figure # 1.
L.04.0488

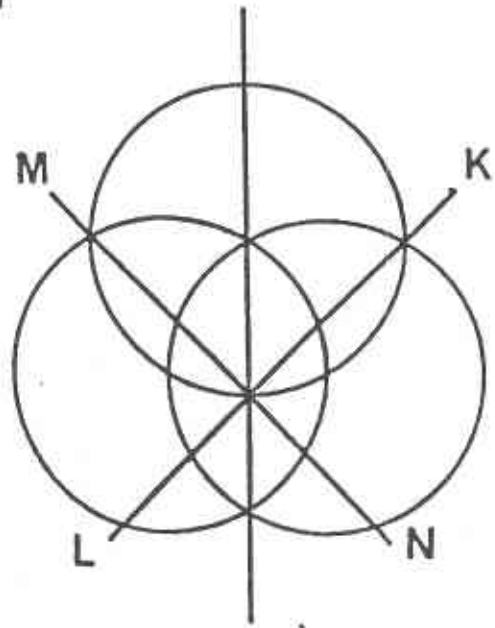
CONSTRUCTION OF THE 10 POLYGONS - PART 1



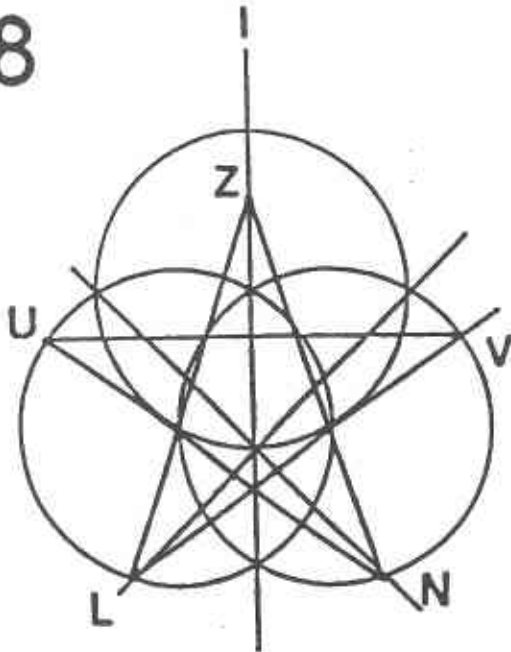
6



7



8



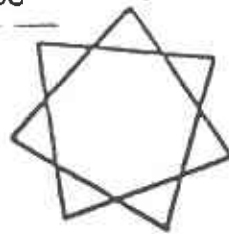
9



7



-a-

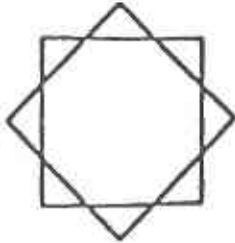


-b-

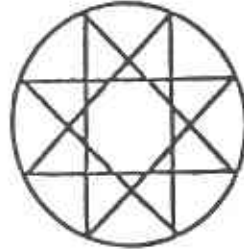


-c-

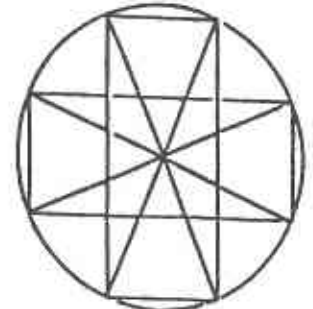
8



-a-

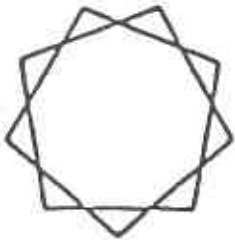


-b-




-c-


9



-a-



-b-




-c-

10



-a-

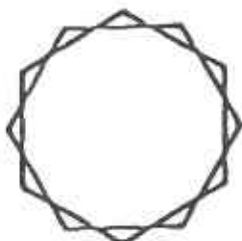


-b-




-c-


12



-a-



-b-



-c-



-d-

GEOMETRICAL DIVISION OF THE CIRCLE FOR THE CONSTRUCTION OF THE POLYGONS

WELLS OF POWER

From Unity you arise
To return to Unity is your Growth
The mind discovers the path of return
But the Heart provides the key to each stage along the way

Dear Friend,

ACTIVE SYMBOLISM: THE WORD

ACTIVE SYMBOLISM

When we approached the notion of space-time densification, we did not specify - as it seemed obvious - that space is the passive part and time the active part. In fact, when we spoke of symbolism, we only mentioned space, that is, the passive part. The active part deals with the Word because the Word's vibrations belong to the domain of time. We are leaving the domain of the line and entering that of vibrations. The Word can be considered the tool of active symbolism. Passive symbolism which we just studied is a tool for the teaching of Nature's laws. Active symbolism, on the other hand, no longer intends to teach - this should have already happened - but to have an action on Nature's forces through resonance.

In this respect, only natural magic allows us to have an influence on our energies, those of Nature and those of the Invisible. Our energies are for our Initiatory advance, the energies of Nature to free our Path. Magic functions by using active symbols which are harmonics of the Word at different levels.

THE WORD

We should understand correctly the significance of the influence of the Word. In the beginning, everything is energy, that is, vibrations. The Word of the Absolute creates Primordial Air. The Word of the Logos (the apex of the manifest) creates Nature from Primordial Air. Invisible and visible Nature is therefore the result of the Primordial word at different levels (In the beginning was the Word.. Gospel of St. John). The human word, in a sense, is the original Word in reduction. In man's physical body only the organ of speech can create and utter

of duality.



The cross: if two lines cross, the point of intersection is a point of manifestation, it is the place at which the action of the active is realized on the passive.



This cross is not only a Christian symbol. It is first and foremost a universal symbol.



The circle: if the straight line is prolonged infinitely, it transforms into a circle. The circle symbolizes that which is infinite or directly emanates from the infinite. Therefore, when an energy belongs to the domain of the infinite - or is very close to this domain - it is usually represented by a circle.

SYMBOL OF THE ENERGIES

In the previous and following lessons, we prefer using the word energy rather than vibration. The resonance of the word energy seems better within the framework of our present civilization.

As soon as the energy penetrates the Manifest, it can be represented by a circle which thus symbolizes its infinite origin.





The vertical line in the circle symbolizes the active energy of life which has a characteristic of infinity.




The horizontal line in the circle symbolizes the passive energy of matter, which also has a characteristic of infinity.



The cross inscribed in the circle symbolizes the two polarities which are included but not expressed in the energy. It is also a symbol of the Prima Materia (figure # 2 of Lesson # 2), the infinite energy which contains and encloses in itself both the active and passive energies. They separate in two different ways:

- These two energies separate but remain in the domain of the infinite, we have  Niter, the active energy, and  Salt, the passive energy.

- The two energies are "liberated" from the infinite and we obtain , the cross above the circle which symbolizes the

THE RESONANCE PHENOMENON

Harmonic resonance is the key to this subject. To physically experiment with it, let's take a piano. If you vibrate the string of the same note but at a different octave, the sound which is emitted evokes the same impression or the same feeling. In the same way, if you strike the key of a low C on the piano the other strings of the other C notes will vibrate. This phenomenon occurs throughout Nature. This is the essential key to this Lesson.

Another example, which is well known about the vibratory effects arising during resonance is that of the crystal glass which breaks when someone sings certain notes at an appropriate frequency. Finally as a last example, the effects of music on the psyche. Music is not expressed through an intellectual code as is speech, it effects us through the resonance produced by the emitted vibrations on various elements of our psyche. The effect can even attain a level of physical perception, for example, at the level of the solar plexus.

For all practical purposes, here are some rules of resonance in music. Its phenomenon is general throughout Nature.

1) The emission of the vibration of 100 will induce bodies whose proper vibration is 200, 300, 400 etc... to vibrate - through resonance. The resonance always has an effect on a number which is a whole multiple of the emitted frequency.

2) Two frequencies of vibrations which blend give a sum-frequency and a difference-frequency, for example: 100 and 130 give a vibration of $100 + 130 = 230$ and one of $130 - 100 = 30$.

3) The frequencies double with each octave of vibrations, that is: $1 \times 2 = 2$, $2 \times 2 = 4$, $4 \times 2 = 8$, $8 \times 2 = 16$, $16 \times 2 = 32$, $32 \times 2 = 64$, etc... vibrations per second. This number 2 does not modify the character of the vibration but impels its evolution. An interesting fact you should be aware of: the level at which we pass from the world of matter to the world of "spirit" is situated around the 80th octave.

As an aside, we should mention that the Pythagorean school claims that the basic frequency for the earth is 1 cycle per second. A study of the cycles (lesson # 6) leads us to believe this claim to be accurate, provided that the second used is the solar second. Its duration is a function of the duration of the solar day. The solar day equals the time flowing between sunrise and sunset (changing each day) divided by 12 (60x 60).

SEARCH FOR THE ACCURATE FREQUENCY OF VOCALIZATION

We find ourselves in the same situation as the individual who wishes to transmit a message to someone who possesses a radio receiver tuned to a fixed frequency. The transmission can only

occur if the sender tunes his transmitter to the frequency of the receiver. In the same way, for the symbol-vibrations, we must find the correct frequency which will resonate with the point or the organ we wish to activate.

Vocalized sound is actually a complex sound which is comprised of several vibratory frequencies. Its numerical combination is given by the consonant and the vowel composing it. The high/low quality of the sound does not vary the numerical combination but shifts its "point" of resonance. Using different vocalizations - high or low - we can find the adequate resonance.

If the vocalization is musically accurate there is harmony beyond the visible world. If the frequency (high/low) of vocalization is accurate there is a resonance in one of man's psychic centers. This frequency differs for each being and for each being, it also varies in time, even if very little.

The vocalization consonant determines the effect you seek.
Examples:

- R - reinforces
- M - calms
- L - has an effect of expansion, in general the expansion of the perception of a psychic center.
- B - has an effect of duality
- C, K, Q - have the effect of Knowledge, of evolutionary pressure.
- P, V, F - have the effect of involutory pressure.

The added vowel influences the choice of the level within the center concerned. The classical sequence of vowels is : A, E, I, O, U. It is related to the scale of levels.

Moreover, we know that the blending of vowels and consonants - the basis of our writing - either gives "fixed" or "volatile" sounds. If we vocalize a vowel like A or a blend of vowels like OU, we can hold the sound as long as we have the breath, for the sound remains identical to itself. It is a fixed sound. If we vocalize a sound made of the blending of a vowel and a consonant and the vowel precedes the consonant as in AR, AM, OM, etc... the sound can be held. It still is a fixed sound. If the vowel follows the consonant as in RA, MA, MA, the complete sound cannot be held. For instance, in RA the R quickly decreases and only the vowel A remains. Therefore the sound RA is volatile.

The volatile sound has on nature a stronger action-power than a fixed sound. However, a fixed sound is interesting because if it is vibrated with a "sliding frequency", with practice one feels it when one attains the right frequency, the one which

suits us for this sound. This frequency will be the same for the volatile sound which accompanies it. In other words, if we find the frequency of AR we also have that of RA.

This action of the fixed and volatile sound is particularly remarkable in some names. Let's take the word ELLE (She in French) which relates to cosmic EVE:

- E is the vowel of the Being.
- L is space in extension.
- EL is the fixed sound of space expanding.
- LE is a volatile sound which doesn't last. It is the sound of space which comes back onto itself and disappears.
- EL is the expansion of the universe.
- LE is the contraction of the universe.

Consequently, the word ELLE symbolizes the expansion-contraction of the finite Universe.

Another almost identical explanation could be presented for the word ALLAH. The difference comes from the fact that the vowel E concerns Man whereas the vowel A concerns the Primary Energy. Thus, the word Allah symbolizes the expansion-contraction of the energy, but at level 1.

The vocalization only functions with man because the sound only actually activates in the body the organs which are capable of retransmitting the frequency to the level of the Invisible. If a cassette can be a guide in vocalization, it is nothing else. We assert that only living organs can retransmit in the temporal non-physical planes of the Invisible.

If the vocalization accomplishes its goal - and this often requires patience and practice - we can verify the results with various signs. There is a definite effect in the chosen psychic center comparable to the effect of music; there is an objective sensation of energy in this center, there is a feeling or an impression of calm, well-being, fulfillment, strength, harmony etc... sensations about which you have an absolute certainty.

PRACTICAL APPLICATION OF THE WORD: THE ESOTERIC NAME

Each being on Earth has an esoteric name, which starts at the time of entry into duality for the involutory-evolutionary journey. Man receives a name which is in fact an image of the Eternal Vibration - his being. All men do not receive the same name but all the names are equivalent, as a very function of the principles of Universal Justice.

Simultaneously following the increase of the planes' density during the course of involution, the name will solidify and for each level or plane man will have a new name. Knowing one or several of these names is an important step for the student because the accurate vibration will create a profound resonance in him between the physical level and the inner level. The name vibrated corresponds to the inner level.

Warning: in no event whatsoever should you communicate your name(s) to anyone, should you discover them. If you write them, nothing should indicate that it is actually the real name. To communicate one's esoteric name to someone else is a betrayal of the Inner Being and can stop the evolution for the duration of an incarnation. As a matter of fact, each one of us has an esoteric name for each level of the Creation. Pronouncing one of these words provokes a kind of invocation in our Inner Self at the level corresponding to the name. If we reveal our name to someone else, we give him access to our Inner Self, which is not a prudent move. If someone cannot find one of your inner names on his own, he doesn't possess the wisdom to use them. If, on the other hand, he has the wisdom then he should not ask you because he can find them by himself.

SEARCH FOR THE NAME (Figure # 1, p.13):

The search takes place by vibrating the corresponding names at the different levels. In many occult treatises, it is stated that Hebrew is the "language of the Angels" that is why we chose Hebrew names for this work but written in latin characters.

We have said that "All is in everything", that the four elements and the nine other levels exist in each level. We also said that the levels were gathered in each world and that an element is assigned to each one.

- levels 1, 2, 3 constitute the higher world of Fire
- levels 4, 5, 6 constitute the solar world of Air
- levels 7, 8, 9 constitute the lunar world of Water
- level 10 constitutes the world of the Earth.

Each element thus corresponds to one of the 4 Worlds mentioned above but each of the 4 worlds is also present in each level, through the element (see Figure # 1).

Figure # 1 shows the 10 names for the 4 elements. The 4 columns of names conform to the Hebrew Qabala. Left, the column of Fire Δ , then that of Air \triangle which are the columns of invisible life. Then, the columns of Water ∇ and Earth ∇ which are the columns of matter. Below we find the symbols of the three alchemical principles:

- Fire Δ and Air \triangle from the columns of life give the

alchemical Sulfur Δ , the soul of things, the animating energy.

- Water ∇ and Earth ∇ from the columns of matter give the alchemical Salt \ominus , the bodies' matrix.

- Air Δ and Water ∇ give the philosophical Mercury of the alchemists ☿ or the Spirit, the messenger of the gods.

It ♁ is the link between soul and body. He allows the passage of the energies from the Higher Self to the self of the Earth and thus makes possible genuine initiation.

PROPOSED EXERCISE: the 40 invocations

- Usual procedure.
- Place yourself preferably facing the mirror.
- Aim: the descent of the energy. To create one's own unitary energy flow from level 1 to 10.
- Application: through the resonance of invocations, to provoke your the dreams the reappearance of your own esoteric names in the different levels.
- Advice: only perform this exercise after the completion of the polygons (or the planetary symbols) meditation and the levels meditation, in the numerical sequence.

ABSOLUTE RULES FOR THE USE OF THESE NAMES:

- In all levels, never vibrate a name alone.
- Always vibrate two names in a row and only two at a time.
- Vibrate in the three following combinations only: FIRE-AIR, WATER-EARTH, AIR-WATER.

First Phase:

- First vibrate FIRE-AIR, necessarily starting with level 1 and then following the numerical sequence down to 10.
- This should be preferably performed on a Saturday morning at sunrise.

- Do it again the 2 following Saturdays still with the FIRE-AIR elements.

2nd Phase:

- Vibrate WATER-EARTH, necessarily starting with level 1 following the numerical sequence til 10.

- This should be performed on the fourth Saturday at sunrise.

- Perform it again on the next two Saturdays, still with the WATER-EARTH elements.

We accumulate in this manner the invisible energies of the soul on the one hand and on the other the invisible energies of the body. We should now attempt to increase the transparency between the two. This occurs in the following way:

3rd Phase:

- Vibrate AIR-WATER, again necessarily starting with level 1 following the numerical sequence til level 10.

- This should be performed on the 7th Saturday at sunrise.

- Perform it as well the next two Saturdays, again with the AIR-WATER elements.

Closing: proceed as usual.

Be careful, if we take into account the "Language of the Angels" and the names we used, your esoteric name could be revealed in Hebrew characters. You would then need to transliterate them into latin characters (Figure # 2, p.14). Do not forget that Hebrew is read from right to left, otherwise it could lead you to reverse your own name.

Last remark: you cannot access the names which are located in levels higher than your present level of evolution.

If one day you feel discomfort during this work, you should start the first phase again, the FIRE-AIR phase. It is good to perform it once every six months. The best time would be around the solstices and equinoxes. This practice causes a sort of self-healing.

Finally, the 40 invocations exercise should reinforce in you those elements which are in deficit in the different levels. This rebalancing should bring about a better contact with your Inner Being.

Appendices:

- The Lost Word or the Forgotten Word
- Figure # 1 - The 40 Invocations

waves, television waves and then radar waves. The next key could give off heat and finally after 42 Gs following our original G - of 384 radiated vibrations - a red light would radiate.

Imagine that our keyboard could expand even more, there would no longer be sound nor light but a C key which would create hydrogen and an A key which would create oxygen. If we were to make a chord of these two notes, water could be created.

Every created thing is thus only a chord of notes on the universal keyboard. If we produce the same chord in the audible scales of the sound, we'll have an image of the vibrations of the thing and this would be its true name in the primitive universal language, in the language of the Lost Word. In the same way, as we just saw, G is the note which corresponds to the red light, and a sound which would contain the same numbers as C and A would be the true name of water.

Let's examine the case of a man who has an even partial inner awakening.

Initiated man is a transformer of energy. A profane who pronounces a word disturbs the air of the physical world but his word has little resonance in the higher frequencies. On the other hand, the initiate has reestablished the links between the different levels of his consciousness, that is he reestablished contact with the various vibratory levels of the universe, and the more he advances on the initiatory path, the better the contacts between his various inner planes.

Therefore, contrary to the profane, when the initiate talks, he disturbs the higher vibratory levels and if his word conforms to the original language he will then create the very thing designated by the word because by the word, through harmony, will radiate the vibrations which are the thing itself. Thus, it is easier to understand in the Genesis of the Bible, the part where man named the animals; this means that he created them by pronouncing their true names. Moses, in the desert, pronounced the true name of water which gushed forth from the sands.

We understand that learning the original language like learning English or German is of no use. The original language is useful insofar as man has already reestablished his inner harmony. In this case, the Lost Word is at once knowledge and power because it is Harmony itself which includes Love.

Nowadays, the Hebrew language is the closest language to the original language, provided its letters are used in their hieroglyphic meaning, linkages and pronunciation. It becomes interesting because, through a well conducted study, it can help us to reestablish the inner harmony within us - communication between the different levels of consciousness.

The history of the tower of Babel and the confusion of tongues is an allegory. Here is its esoteric meaning. In the

beginning, Adam was an androgynous God-man. He becomes differentiated into male and female, this means that the passive energies are opposed to the active energies in him and he is voluntarily disharmonized from Unity in order to be capable of achieving his own evolution in the world of matter, and to confront the apple of knowledge and to manipulate the magic and terrestrial energies of the serpent. The tower of Babel represents his desire to regain unity too soon. The sky is the symbol of Unity and the tower the means to attain it. The confusion of tongues is the loss of the original language which becomes the Lost Word. This momentarily takes away from man the means of a premature re-ascent and obliges him to achieve the total experience of the plane of matter since the loss of the Word momentarily cuts his consciousness off from the higher levels.

To summarize all this, the original language is a direct vibratory image of a reality and with reintegration it becomes reality for man. This is why we say in this language that all word is Truth because the Word is.

(Excerpts from the Little Philosopher of Nature)

THE ZERO AND THE INFINITE

When one is on the mystical path, the belief that man's existence is limited to a single passage on Earth does not seem logic nor rational.

As soon as intuition, inner experience, or a kind of mental pressure leads us to conceive of man as an evolving being, the only coherent explanation of existence seems to be that man begins at zero and moves toward the infinite. Indeed, when evolution has started, what obstacle could limit it before it reaches the infinite stage?

It is obvious that man cannot pass from zero to the infinite during the course of his life on earth, as long as it may be. In addition, if this life were man's sole experience, the differences in conditions and duration could bring him to doubt the equity of the Creative Power. Thus, logically, we are led to admit the plurality of man's experiences, whether this plurality is lived on earth or elsewhere.

Nowadays, a growing number of people agree on the idea of reincarnation. Some find that it explains and justifies the apparent injustices of this world, others believe they have reminiscences from a far away past. But our position as practitioners of experimental mysticism somewhat differs from all that is generally said on the subject.

First, we say that only personal inner experience can reveal the essence of the other planes of existence different from that of earth. Personal inner experience, however, because of its very nature, cannot be communicated to others. The resulting conclusions can only be accepted by someone who did not personally have them, insofar as he trusts the individual who is attempting to explain such experiences.

The first thing we can say is that man has four principal levels of consciousness, that conscious existence is possible in each level and that consequently evolutionary existence is not the exclusive privilege of life on earth.

The question which comes up for most people is what remains from one life to the next? Here most explanations cease to be coherent.

We said earlier that man has four levels of existence which can be summarized in this way:

- man of earth who is incarnated in a physical body, has a unitary level of consciousness during his life on earth.

(Excerpt from The Little Philosopher of Nature)

THE LOST WORD OR THE FORGOTTEN WORD

One day, Buddha met the Gods who told him: "Tell us your wish and we shall grant it." Buddha replied: "O, Gods give me the meaning of words and I shall know all things".

Let's examine the Word, the language and Knowledge - partially, of course - because if we knew the Word completely we would be back in the Eternal Empire.

According to the mystics, there was on Earth a long time ago an original language for which we now search under the name of the Lost Word.

The true Word, that of the Fiat Lux of the Bible is not a word uttered by an old man seated upon his throne. The Word, in truth, is the energy ceaselessly radiated by the formless Being.

The Fiat Lux, in a sense, is but the submission of the vibrations of this energy to the Law dictated by the Being - Harmony. The Beings, the Elohim issued from it, along with those who use this energy to create the worlds, the bodies of men and the light of the sun which is but a pale reflection of the Fiat Lux energy.

Even time, space, and form result from this order of the non-manifest Energy which, without this operation, could only appear or exist as the Void.

This energy is vibration only and consequently all that exists is a conglomerate of vibrations. Our body, our flesh, our blood are but vibrations and therefore subjected to the first law of vibrations: Harmony.

The word harmony generally awakens a notion of music or art but harmony is actually deeper and more encompassing and reaches much beyond the esthetic aspects to which its domain is generally confined. A chemical reaction, a nuclear explosion or our health are consequences of the Primary Harmony. However, music is easily accessible and one of the easiest ways to explain what harmony is.

Imagine a piano keyboard which is very, very long. Its scales extend infinitely. With each G note of a new octave, for example, the number of vibrations doubles. Soon, after 5 successive Gs, we no longer hear them and for us humans the notes seem without effect. Yet, if we could fashion a piano to this image (this is practically impossible) and if we were really steadfast, there would come a time when, in striking a key, we wouldn't create a sound but vibrations which could perturb radio

- the life level immediately above occurs in the astral body. Consciousness has here a kind of triplicity that is, while it remains unique, it can access three different levels of perception.

- Above this existence is what the Catholic religion calls the glorious body. Consciousness is unitary or at least becomes so at this level. The space/time duality disappears then and the Being finds Eternity. Note that only the two extreme levels of consciousness are unitary.

To understand the rest you need to know that all things, all acts, and all thoughts are engraved in the Archives of Nature. The Prima Materia, the Ultimate Essence keeps track of all things for the duration of evolution. Be aware: the Prima Materia, the Ultimate Essence somehow distills and fractionates it so that each act and each fact can be found in the Memories of Nature but at different levels.

The consciousness of earth can access level 10 under certain conditions. The astral body can access levels 9, 8, 7. The glorious body accesses levels 6, 5, 4. And the reintegrated Being can access levels 3, 2, 1 which, moreover, melt into one level when the return to Eternity is accomplished.

Each act, each work thus leaves a trace on the ten levels but this track is most deeply carved in the concerned level because the resonance with that level is strongest. Thus intellectual work will be primarily engraved in 9, an alchemical or a magical operation in 6 or 5 etc... For reintegration, only that which has been carved in 1, 2, 3, counts. What is done in 4, 5, 6, 7, 8, 9, is useful for the duration of the evolutionary path only.

Let's now examine what happens at death. The brain is destroyed and the transmission from 10 to 9 no longer occurs. What remains in de-incarnated man's consciousness is what has been carved in 9, 8, 7. Thus, a materialist won't have much because his work has been essentially carved in 10. But do not forget that if the carving has occurred - in this case in 10 essentially - it has also been recorded on all levels. The other levels have all been less affected the farther away they are from "level 10".

Thus, at the time of his death our materialist only possesses what has been fixed in him in the levels between 9 and 1 - which is not much.

By the time of rebirth, man receives a virgin "level 10" which he should progressively build by contact with the physical world. He has previously acquired all the structures he created in higher levels of consciousness. The knowledge of a physical past is possible only by consulting the Archives of Nature.

The phenomenon is even more complex because, without special

precautions, man cannot avoid the second death when the astral body is destroyed and, in this case, levels 10, 9, 8, 7 are to be reconstructed on earth. To get it in operation requires a lot more time than for those about whom was written: "they shall be marked with a white stone on the forehead so they won't know the second death".

Some ancient occult writings say that every ten or twelve incarnations, man lives a solar incarnation which lasts a thousand years and where he remembers everything. This may be a symbolic and veiled statement. The so-called solar incarnation is in fact a life in which the self-consciousness is at level 6. At that level of consciousness, there is constant contact with the Archives of Nature, which justifies the expression "one remembers everything". The duration of a thousand year reflects the feeling of duration at that level where time is different from terrestrial time.

We are tempted to believe that this type of life occurs every twelve incarnations here or elsewhere, as 12 is the number which completes an evolutionary phase.

Man's self-consciousness progressively expands one step at a time to his solar system and to the whole galaxy. Consciousness becomes universal. The galactic step is the most important, in his ascent towards the infinite of consciousness. Man then realizes his true man reality ADAM KADMON, the Universal Man.

DESCRIPTION OF THE ZONES IN FIGURE # 1

ENTITLED MAN AND THE UNIVERSE

- V - First separation between the Infinite-Uncreated and the Created.
- Area between - V - and - VI - : it is a kind of buffer zone which proceeds at once from the Infinite and from the finite. It ensures a separation between them. Without it, the direct contact Infinite-finite would invite the immediate destruction of the created. This zone does not belong to the temporal-created from which it is separated by a veil.
- V 1 - Veil of Eternity (veil of the Abyss). Veil crossed only at the descent and once at the ascent. ("Enoch saw God face to face and did not come back").
- V 2 - Veil of the second death (veil of Paroket).
- Area between - V 1 - and - V 2 - central solar zone.
- V 3 - Veil of birth and death.

- Area between - V 2 - and V 3 - zone of the lunar astral.

- Area below - v # - that of the physical world. The world of the kingdom, its corresponding day is the seventh day, Saturday, Shabbat, the day of rest where man sleeps in relation to the spiritual world.

Note:

- that the first Second Cause, Saturn-Chronos, time, was born above the veil - V 1 - but the first manifest time only appears below - V 1 - with Jupiter.

- the difference in the sequence of the days of Creation (density of Time) and the sequence of the days of the week.

