

# THE LESSER RITUAL OF THE PENTAGRAM

## (The Earth Banishing Ritual)

This Ritual is one that should be used to commence and end ALL Magickal Operations and ceremonials. It has the ability to banish or "clear the air". It will remove all unwanted influences. Nothing can stand before a properly done Banishing Ritual. Nothing. Moreover, daily practice will shake loose coarser material in the aura and replace it with finer material. The aura, or 'Ring-Pass-Not' is actually the magnetic field of the body. It is our natural defense mechanism protecting us against intrusion of unwelcome influences including psychic attacks! It can "chase the blues". It makes sense then, to practice this ritual daily. The best times are with the Tatvic Tides (Sunrise and Sunset). But anytime in the morning or evening will also do.

The lesser Ritual of the Pentagram, Earth Banishing, is more commonly known as the 'Banishing Ritual'. It is to be preceded by the Qabalistic Cross and is always ended with the Qabalistic Cross. The motions of the Banishing Ritual are to trace a Pentagram (five-pointed star) in front of the Magician (performer of the Ritual) and to do this four times; one in each of the four quarters. That is, trace a Pentagram to each of the cardinal points of the compass. Always starting in the East. The Pentagrams are "connected" by an imaginary circle traced out by the Magician's arm as he turns, arm always outstretched, from quarter to quarter. One may use a dagger (especially a consecrated one as the Elemental Weapon) that has been "blessed" in some way by the operator. Or, simply use the outstretched fingers (two) of the hand as a pointer. Or the tips of the first three fingers pressed together. (symbol of Shin)

In essence, the Magician, starting in the East, performs a Qabalistic Cross, traces a Pentagram in front of him; 'stabs' the Pentagram and 'vibrates' a Divine Name. With arm outstretched, the Magician turns clockwise to the South. As he turns, the outstretched arm describes a circle connecting the centers of the Pentagrams. Thus, after "stabbing" or poking the center of a Pentagram, arm still outstretched, the Divine Name is vibrated, then as the Operator turns, arm still outstretched, the fingers extended as a pointer (or the dagger tip) trace a circle. (Quarter of a circle at a time) The Pentagram is stabbed, Divine Name is vibrated, Operator turns to the next quarter, traces flaming Pentagram, etc. etc.

Now, there is much visualization in this Ritual. With time, the Magician will gain experience and the visualization is sharpened. One such visualization (which can be done well after the operator is well versed in doing the Ritual) is to image the arch-angels standing behind the operator as he vibrated their Holy Names. More, as the Ritual commences in the East, the operator relaxes and imagines his (her) astral body growing larger, taller,

## THE BANISHING RITUAL (Cont.)

However, this is advance work. What is more important is to visualize White Light, pure (bluish) brilliant, white light, streaming, coruscating from the finger tips as they are out-stretched pointer-like (or blazing from tip of dagger). Thus the Pentagrams are "drawn" and SEEN in lines of blazing white light. As if the fingers left a "trail" of flaming white fire in the air. (The figures are being "burned" in the astral material surrounding us all). And as the Magician turns, the circle is also to be seen as a blazing line of pure brilliant white light. Finally, as the Pentagram is "stabbed" the Operator is to visualize it "bursting into flame", white flame. At first, this is difficult but give it your best. The more adept you become at this visualization, the more "effective" is the Ritual. At the conclusion of the Ritual, the Operator has visualized, and actually "drawn", a brilliant, white blazing Pentagram in each of the four Quarters which have a circle through their centers connecting them and these now surround the Operator.

The Pentagram is traced by pointing the fingers or dagger to the left hip by bending the arm across the body. Then sweep the arm upward to a point about in line with the forehead. Still with a non-stop (continual) movement, bring the tip of fingers (or dagger) to a point opposite (in front of) the right hip or thigh. You now have an inverted "V" drawn in front of you, which as you traced it, you imagined this white light blazing from your fingers and "burning" the air leaving behind these lines of the Pentagram blazing white. From the right hip, across the body swing the arm to a spot in front of the left shoulder, from here straight across to right shoulder and finally back down to the spot opposite left hip. Keep arm straight and end where you began and "see" the star is closed by the left hip. Following now is the rubric for the Ritual with phonetic pronunciation of the various angelic and Divine names which are in Hebrew. We use the Hebrew as they are words of Power. Finally, note we say "Vibrate" the names, etc. This means, you more than say or intone. You feel the words 'rumbling' within you. Starting deep and vibrating forth in deep strong tones. For convenience in the below, TP is abbreviation for trace the Pentagram. Note the Hebrew is written in phonetic English letters (no vowels in Hebrew) and the phonetic pronunciation is written to the right of it in italics and parenthesis. Following each TP, you will "stab" the blazing Pentagram and "see" it burst into white flame in front of you. As you circle, the fingers leave behind a stream of the white light forming a circle around you.

## THE BANISHING RITUAL (Cont.)

1. Do Qabalistic Cross facing East. (Later in time, try the "growing" exercise)
2. Do Banishing Ritual
  - a. Facing East, TP, stab, vibrate: Y H V H (*Yod-Hay-Vaw-Hay*)
  - b. Keeping arm outstretched, turn to South.
  - c. Facing South, TP, stab, vibrate: A D N I (*Ah-Doh-Nye*)
  - d. Keeping arm outstretched, turn to West.
  - e. Facing West, TP, stab, vibrate: E H E I E H (*Eh-Hay-Yay*)
  - f. Keeping arm outstretched, turn to North.
  - g. Facing North, TP, stab, vibrate: A G L A (*Ah-Ga-La*)
  - h. Keeping arm outstretched, turn back to East.

Now, facing East, raise arms to sides in the posture of a cross and vibrate:

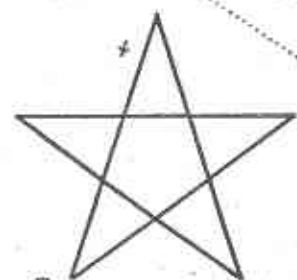
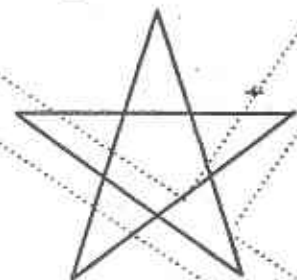
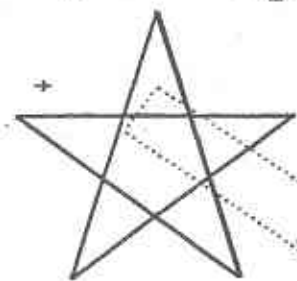


|                                      |                         |
|--------------------------------------|-------------------------|
| Before me Raphael                    | ( <i>Rah-Fye-Ale</i> )  |
| Behind me Gabriel                    | ( <i>Gah-Bree-Ale</i> ) |
| On my right hand Michael             | ( <i>Mee-Chuy-Ale</i> ) |
| On my left hand Auriel               | ( <i>Oor-Ree-Ale</i> )  |
| Around me flames the Pentagrams..... |                         |
| Behind me shines the six-rayed Star. |                         |

(for the latter, visualize a six pointed star, interlaced triangles or a "Star of David" blazing in white fire burned on your back.

3. Conclude with Qabalistic Cross.

INVOKING

BANISHING



Active Spirit Pentagrams

Passive Spirit Pentagrams

Fire Pentagrams

Water Pentagrams

Air Pentagrams

Earth Pentagrams

