

How to Voodoo with VOODOO DOLLS

Everything You Ever Wanted to Know about Voodoo Dolls but
Were Afraid to Ask!



By
Denise Alvarado

May our ancestors protect you and guide your every step!

Brought to you by
Planet Voodoo & The Mystic Voodoo
<http://www.planetvoodoo.com>, <http://www.mysticvoodoo.com>

Notice: Purchase of this ebook does not entitle you to resale rights of any kind. You may not rebrand it, copy any portion of it, sell it, or profit from it in any way. All of the information contained herein, including text and pictures, is for your personal use only. The information contained herein is protected by intellectual property copyright laws. This will be strictly enforced!

<http://www.copyright.gov/title17/>



Ma'man Brigit

© 2007 Denise Alvarado

www.mysticvoodoo.com, www.planetvoodoo.com

Table of Contents

[Introduction](#)

[A Brief History of Voodoo](#)

[How to Make a Voodoo Doll](#)

[Voodoo Poppets](#)

[How to Make a Voodoo Poppet](#)

[Voodoo Doll Patterns](#)

[How to Use a Voodoo Doll](#)

[When is Hexing Appropriate?](#)

[What do the Seven Pins Mean?](#)

[Where to Stick it](#)

[Karmically Incorrect Use of the Seven Pins](#)

[How to Consecrate a Voodoo Doll](#)

[Use as a Focusing Tool](#)

[Use as a Therapeutic Tool](#)

[Voodoo Doll Spells](#)

[Oshun Love Spell](#)

[Oshun Love and Prosperity Spell](#)

[Commanding Spell](#)

[Pierced Heart Spell](#)

[Twenty-seven Day Ritual](#)

[Mo' Money Spell](#)

[Wealth and Prosperity Spell](#)

[Banish and Defeat Your Enemies](#)

[Simple Ritual for Chango](#)

[Banish and Hex Spell](#)

[Basic Hex Spell](#)

[Using the Psalms with Voodoo Doll Magick](#)

[Psalm for Successful Business](#)

[Psalm to Stop Persecution](#)

[Psalm to Stop all Libel](#)

[Psalm to Make Yourself Beloved of your Fellow Human Beings](#)

[Psalm to Make Your Home Lucky](#)

[Prayers to Use when Petitioning the Spirits](#)

[Our Father](#)

[Hail Mary](#)

[Apostle's Creed](#)

[Prayer to the Seven African Powers](#)

[Voodoo Doll FAQs](#)

[Recommended Reading](#)

Introduction

The making of Voodoo dolls, poppets, fetishes, and ritual effigies has taken place since antiquity. Though the practice is ancient, their present use remains similar. In order to understand how to use your Voodoo doll or poppet, it is useful to understand them in their historic context. Much can be learned from studying the ancient cultures and mystics who held the esoteric knowledge that forms the very foundation of modern day magick, Voodoo, and witchcraft.

The practice of sticking pins in dolls has history in European folk magic, but its exact origins are unclear. How it became known as a method of cursing an individual by some followers of what has come to be called New Orleans Voodoo, which is a local variant of hoodoo, is a mystery. Some speculate that it was used as a means of self-defense to intimidate superstitious slave owners. This practice is not unique to New Orleans voodoo, however, and has as much basis in European-based magical devices such as the poppet and the *nkisi* or *bocio* of West and Central Africa. Voodoo dolls, pwen, nkisi, and bocio are, in fact, power objects.

Voodoo dolls as such are not a feature of Haitian religion, though there is a rather crude practice of nailing makeshift poppets with a discarded shoe on trees near the cemetery to act as messengers to the spirit world. Another use of dolls in authentic Vodou practice is the incorporation of plastic baby dolls in altars and objects used to represent or honor the spirits. This practice serves a very different function than what is typically portrayed by popular media or movies, popular novels, and paranoid imaginations. Voodoo dolls intended for tourists, may be found in the Iron Market in Port au Prince. (<http://en.wikipedia.org/wiki/Voodoo>). They may also be found in abundance in New Orleans.

A Brief History of New Orleans Voodoo

New Orleans Voodoo is a conglomeration of cultural and spiritual belief systems strongly influenced by the ancient Voodoo religion of Africa, the Vodou religion of Haiti, the healing arts of Native American people, the folk magic of Europe, and Catholicism. Voodoo is culture, heritage, philosophy, art, dance, language, medicine, music, justice, power, storytelling, & ritual. Voodoo is a way of looking at and dealing with life. It heals and destroys, is both good and bad, and is simple in concept and complex in practice. Voodoo reflects the duality of the nature of the rattlesnake; its poison is toxic but its poison is needed to heal the same toxin. Voodoo is open to all yet holds many secrets & mysteries to those who are uninitiated.

The word voodoo means "spirit of God." Voodoo believers accept the existence of one god, below which are the powerful spirits often referred to as Loa. These powerful spirits are responsible for the daily matters in life in the areas of family, love, money, happiness, wealth, and revenge.

Voodoo has its roots in the trauma of many people. It originated from the African ancestors who were brought to the Caribbean in bondage. Christopher Columbus set the stage in 1492 for the development of Voodoo when countless Tainos were murdered in an attempt to enslave them.

ring the colonization of Hispaniola. With a lack of indigenous people to function as slaves, and the cost of European servants prohibitive, the slave trade between West and Central Africa began (Long, 2000).

In 1697 the French acquired one third of Hispaniola and worked the slaves literally to death. The average survival rate of slaves at that time was only about 10 years. This made the slave population ripe for continual replenishment, and the slave population grew from several thousand to half a million. The slave population was extremely diverse with many different tribes representing many religions, languages, and belief systems. It is during this time of the French occupation that the basic structure of Voodoo as we know it today developed.

The colonizers believed that by separating families and individual nations, the slave population could not unite as one people. On the contrary, the Africans found commonalities in their belief systems and religions and began invoking their own spirits and practicing each other's religious rites. In addition, the surviving Taino Indians exerted some influence over the practice of Voodoo, especially in the area of the healing arts. As well, the indentured servants of Europe brought their folk magic, which was incorporated into the Voodoo religion. The Roman Catholic Church, ever finding ways to convert people to the church, and the entity to which the French answered, insisted on treating the slaves better and had them baptized and instructed in the practice of Catholicism (Hanger, 1997). The slave population soon began to mask their rituals and beliefs in Catholicism. It is the conglomeration and syncretism of these diverse cultural belief systems that comprised the first Creole religion and makes Voodoo what it is today.

To make a very long story short, the slaves eventually rebelled and drove out the French and the Catholic Church. Years of oppression and persecution followed, with the Voodoo considered Satanism by the Catholic Church and evangelical Protestants. This caused Voodoo to go underground and flourish. The Catholic Church eventually made peace with the Voodoo and it is now accepted as an established religion.

How to Make a Voodoo Doll

Making Voodoo dolls can be a lot of fun. It is an activity that elicits laughter and is food for some great and potentially therapeutic conversation among family and friends. Invariably, the stereotypical reasons as to why people make Voodoo dolls comes up, and you have an opportunity to discuss who pissed you off, hurt you, and who deserves a good hexing. What a great forum for a self-help group!

Now, I am the first to admit that there are people in this world who deserve as much bad luck as humanly and spiritually possible: Child molesters, rapists, sadistic and cruel parents, partner and world leaders, those involved in the trafficking of women and children for prostitution, my ex-husband...I could go on and on. But, I choose not to engage in such practices because they are spiritually toxic to me, my family, and the universe. There are other, more constructive ways to make an impact that won't subject you or those close to you to the dark forces of the collective

© 2007 Denise Alvarado

www.mysticvoodoo.com, www.planetvoodoo.com

shadow of humanity. Few are prepared to deal with such energy. Moreover, there is the law of karma that governs our fate as related to our behavior and the choices we make; in short, everything we do will come back to us three-fold. Therefore, be forewarned: these instructions are not in any way intended to encourage the use of Voodoo dolls in a negative fashion, or in any way to cause ill-harm to fall upon anyone. To do so subjects you to karmic forces of your own making, and **I ASSUME NO RESPONSIBILITY FOR ANY ILLNESS, UNFORTUNATE EVENTS, DEPRESSION, CONFUSION, BAD LUCK, OR DEATH THAT MAY OCCUR AS A RESULT OF ANY ACTIVITY ASSOCIATED WITH THE MAKING OR USE OF YOUR VOODOO DOLL.**

One of the first things to consider for this activity is what type of Voodoo doll you want to make. As you can see from perusing the [Mystic Voodoo](http://www.mysticvoodoo.com) website, there are countless types of spirits and purposes to inspire the creative process. Here, I will present instructions for making an all-purpose Voodoo doll.

The following instructions are based on the traditional manner of constructing Voodoo dolls as one in New Orleans. Keep in mind that there are as many ways of making Voodoo dolls as there are people making them! Nonetheless, here are a few basic guidelines to get you started.

HOW TO MAKE AN ALL-PURPOSE VOODOO DOLL



MATERIALS

© 2007 Denise Alvarado

www.mysticvoodoo.com, www.planetvoodoo.com

2 strong sticks
Spanish moss
Scrap fabric cut in 2 inch strips, 2 to 3 feet long (color of your choice)
Yarn that complements or contrasts fabric
String, hemp cord, or waxed thread
2 beads to use as eyes
Needle and thread in a color to match or contrast your fabric
Tacky glue
7 pins with heads in the following colors: red, blue, green, purple, yellow, black, white

Alternately, you can purchase a complete Voodoo doll kit [here](#).



INSTRUCTIONS

Gather your materials. Make a cross shape with your two sticks. Tie them together with your string. Hemp cord or waxed thread is better than regular string as they tend to be stronger.



Take the Spanish moss and wrap it around the sticks, starting at the middle for reinforcement and going up around the head, down to one arm, back across to the other arm, back to the middle, and down to the bottom. If possible, use moss that is connected together in a big enough

© 2007 Denise Alvarado

www.mysticvoodoo.com, www.planetvoodoo.com

...ce to cover the sticks without breaking it apart. The idea is to wrap the doll in one continuous motion. I find that the result is often times a stronger doll. If you break the moss apart and have use more than one continuous piece, that is okay. However, you may have to wrap string around the moss to keep it from falling off. If you wrap tight enough, you shouldn't have to use string over the moss.



Take you fabric strips and wrap around the moss. Make sure to leave some of the moss showing, such as on the head (for hair), at the ends of the arms, and at the bottom. Secure with sticky glue. You may want to reinforce with a couple of stitches with your needle and thread.



Make a face. Take your beads and thread for eyes, or glue 2 black eyed peas to the face for

nd thread for eyes, or glue 2 mouth.



Dress your Voodoo doll. This step is entirely optional. However, I always add details like clothes to my dolls because they begin to speak to me and tell me what they want to wear, whether they are male, female, gay, lesbian, or androgynous, and what types of items they want to carry, such as a mojo pouch or gris gris bag. Sometimes they are made to look like a person you know, in which case you should have some hair or a piece of clothing or other personal item that belongs to that person in order to charge the doll with that person's energy.

Take some yarn or contrasting material and wrap it where you want it for accent. You can make a belt or use it for hair, for example, or make some clothing.



Viola!

Add your 7 pins and you have created an all-purpose
Voodoo doll!

Symbolism of the 7 pin colors:

Yellow - success

White - positive

Red - power

Purple - spirituality

Green - money

Blue - love

Black - repelling negative energy



Voodoo Poppets

The making of Voodoo dolls, poppets, fetishes, and ritual effigies has taken place since antiquity. Although the practice is ancient, their present use remains similar. In order to understand how to use your Voodoo doll or poppet, it is useful to understand them in their historic context. Much

© 2007 Denise Alvarado

www.mysticvoodoo.com, www.planetvoodoo.com

can be learned from studying the ancient cultures and mystics who held the esoteric knowledge that forms the very foundation of modern day magick, Voodoo, and witchcraft.

Poppets can be used for healing purposes, promoting health, finding love, creating happiness and good luck, for protection, for binding, cursing, and to manipulate energy in numerous other ways. Poppets come in several forms, including wax, cloth, paper, wood, root, and clay.

Wax Poppets

To make a wax poppet, coat your hands with a few drops of essential oil, and mold a shape out of softened wax and adorn it with stones, beads, or draw names or symbols into the form. You can add hair or nail clippings or some other personal effect of the intended recipient.

Cloth Poppets

Put a figure form out of cloth (2 pieces) and stitch almost all the way up. Leave a space to fill with herbs, moss, hair, or whatever the spell calls for. For figure templates, [click here](#).

Paper Poppets

To make a paper poppet, draw a figure on a piece of card stock or parchment paper and cut it out. In the paper doll, draw symbols and write the name of the intended recipient of the spell. You can affix a photo onto the face if you have one.

Wood Poppets

Using a soft wood, carve a figure form. Glue hair to the head or yarn representing hair, and paint the wood with acrylic paint. You can paint symbols, names or paint clothes, or a face. You are limited only by your imagination.

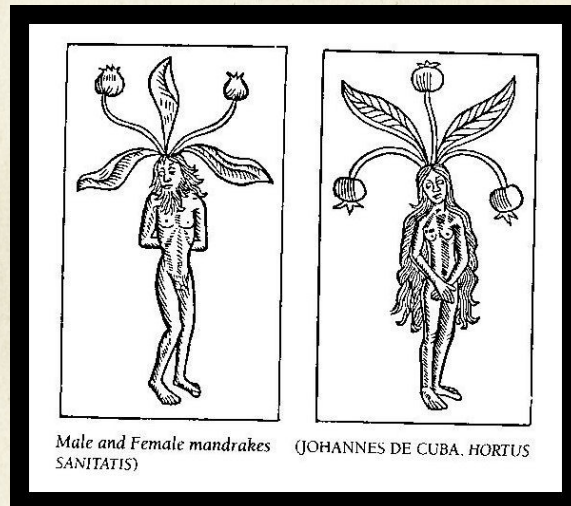
Root Poppets

Root poppets can be made out of naturally shaped roots that look like figures, or they can be carved out of root vegetables like potatoes. In the past, they have been made out of mandrake roots or ginseng which can look amazingly human in form.

Mandrake poppets are also called fetiches. Superstitious people were so afraid of its appearance that they would draw a circle around it or tie a dog to the plant to protect themselves when the root was pulled from the ground. It was believed that the mandrake could kill a person from the screams so powerful. The root was worn around the neck.

men and lesbian women should carry with them the feminine, White Mandrake (*Mandragora officinarum* var. *vernalis*), or the substitute, White Bryony (*Bryonia dioica*).

Women and homosexual men should carry with them the masculine, Black Mandrake (*Mandragora officinarum* var. *autumnalis*) or the substitute, Black Bryony (*Tamus communis*). (from *The Black Arts* by: Richard Cavendish).



Clay Poppets

Clay poppets are molded out of any number of types of clay. Create a hollow space in the clay to place personal effects of the spell recipient, or fill with special herbs or drawn symbols and then seal. Paint or adorn the clay accordingly.

How to Make a Voodoo Poppet

Materials needed:

Pattern
Scissors
Card stock
Black and white nylon thread or waxed beading thread
Hemp cord
Leather needle
Regular sewing needle
Fabric glue
Thin leather
Fabric scraps

© 2007 Denise Alvarado

www.mysticvoodoo.com, www.planetvoodoo.com

Straight pins
Spanish moss
2-5 buttons

Patience & creativity

Instructions

This tutorial assumes you know how to sew a basic stitch. I like to use blanket stitch when sewing felt, but this is just a personal preference.

Step One

Pick out a pattern and cut it out on card stock.



Step Two

Place you pattern on your piece of leather.

© 2007 Denise Alvarado

www.mysticvoodoo.com, www.planetvoodoo.com



Step Three

Pin the pattern to the leather with your straight pins.



Step Four

Cut out the pattern, leaving about 1/4 inch seam allowance.



Step Five

Repeat step four, so you have two sides.



Step Six

© 2007 Denise Alvarado

www.mysticvoodoo.com, www.planetvoodoo.com

Unpin the paper patterns.

Cut the leather down the middle of each side (optional).



Artist hint: leather has two different looks. One side is smooth and the other side is rougher. Also, one side is typically lighter than the other. I decided to make one half dark and the other half light. This is purely aesthetic and not necessary, but I think it makes him look cool. It is a sort of take on the traditional New Orleans harlequin dolls that are made using half black and half white material.



Step Seven

Place the patterns together and sew around the entire edge of the voodoo doll. On one side of the doll sew all the way up the middle.



Step Eight

On the other side, starting from the head, sew halfway down. From the bottom, sew halfway up. You should have an opening on one side of the doll where you will put the stuffing. You can leave the feet and arms open if you want. I sewed the hands on mine, and left the feet open.



Step Nine

© 2007 Denise Alvarado

www.mysticvoodoo.com, www.planetvoodoo.com

ake the Spanish moss and stuff your voodoo doll with it. If you want, you can turn the patte
inside out first. This is entirely optional and depends on how you want him to look.



I turned mine inside out. When you are done stuffing, it should look like this:



© 2007 Denise Alvarado

www.mysticvoodoo.com, www.planetvoodoo.com

Mojo magick hint: if you intend to use this voodoo doll ritualistically, now is the time to place other herbs and items inside to make him magickal and powerful. Because I want mine to bring business success to his ultimate possessor, I placed some sage inside and infused it with sage essential oil, about 15 drops. You could also place a piece of fool's gold or a coin inside him. He smells awesome!



Step Ten

Sew the opening closed. Tie the feet closed with the hemp cord. If you left the hands open, now is the time to tie them closed. (Artist hint) it looks cool to leave a little Spanish moss coming out of the feet and hands.



Here's the other side.



Step Eleven

Decide which side you want to use as the front and sew the two buttons on for eyes.



Now you have your basic voodoo poppet doll!

Voodoo Doll Patterns

Below are a couple of patterns for Voodoo doll poppets. Feel free to print them out and make your own voodoo dolls!

© 2007 Denise Alvarado

www.mysticvoodoo.com, www.planetvoodoo.com

Basic Directions

There is a multitude of ways to make a poppet. You can literally make it out of any material you want; you are limited only by your imagination and intention. For example, a general purpose Voodoo poppet doll can be made out of muslin or felt, or a beautiful fabric that you love and makes you feel good. Use the color guidelines below to make your poppet suit a particular purpose. Stitch the dolls up the sides leaving a space at the head open for stuffing. Use batting, herbs, or moss to stuff your Voodoo poppet, stitch up the head and viola! You have your very own handmade Voodoo poppet!

Color Symbolism for Poppets:

Yellow - success

White - positive

Red - power

Purple - spirituality

Green - money


Blue - love

I.

Basic Poppet

© 2007 Denise Alvarado


www.mysticvoodoo.com, www.planetvoodoo.com



II. Basic Poppet

© 2007 Denise Alvarado

www.mysticvoodoo.com, www.planetvoodoo.com

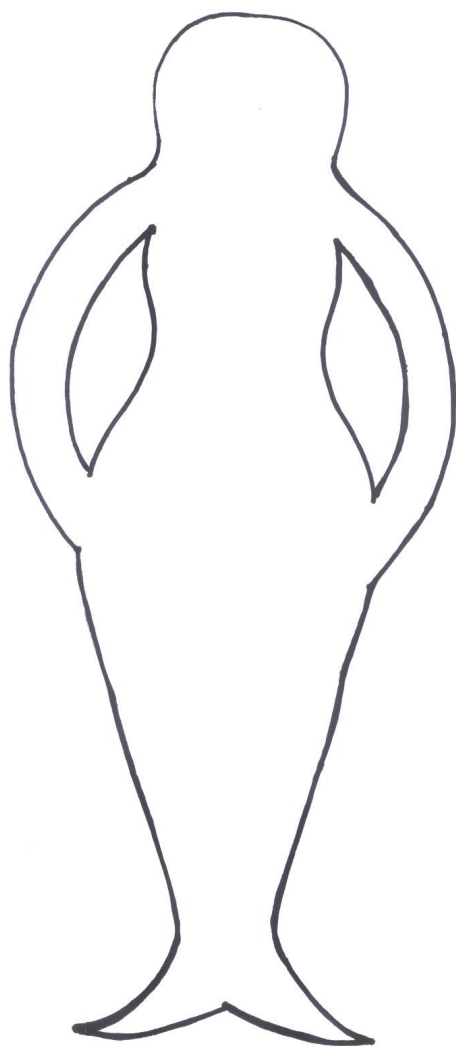


III. Mermaid

This pattern can be used to make la Sirene or Yemaya.

© 2007 Denise Alvarado


www.mysticvoodoo.com, www.planetvoodoo.com



IV. Poppet

© 2007 Denise Alvarado

www.mysticvoodoo.com, www.planetvoodoo.com



How to Use a Voodoo Doll

What is your desire? Ancient spells for luck, love, or fortune? Placing a curse on your enemy? Bringing back a lost love? Hexing your foe? Oh, the possibilities!

© 2007 Denise Alvarado

www.mysticvoodoo.com, www.planetvoodoo.com

Thanks to Hollywood and general ignorance, the most popular misconception about Voodoo dolls is that they are made to exact revenge against enemies. Just type in Voodoo doll in any search engine and you are guaranteed to come up with countless sites that promise to sell you a Voodoo doll with instructions for hexing someone, casting a revenge spell, or placing a curse on your enemy. These dolls come complete with pins for inflicting illness or harm upon someone and complete justification for doing so. One site I found stated "Witchcraft spells, hexes and Voodoo curses are meant to enhance your life and assist you in many situations & help", and equated Voodoo with the "dark side of this magical spiritual world" and working with Voodoo dolls as "the Black Arts". The justification used for hexing someone is that it is okay if someone has hurt you through no fault of your own, and that you are not wishing more harm upon that person than was inflicted upon you. It is assumed that you are protected from any type of karmic backlash because this "fair use" of the Voodoo doll is not contrary to any Universal laws.

Folks, there are several things wrong with this type of thinking and advertising. First of all, it is inaccurate on so many levels. Most practitioners of magick and Voodoo, for example, do not use pins in Voodoo dolls - at least not for exacting revenge. When pins are used, they are used as focusing tools to direct healing energy into a particular area of the doll. Secondly, Voodoo is not a form of the Black Arts. Voodoo is a legitimate religion that largely originated in Africa and melded with elements of European folk magic and Indigenous herbology and beliefs to become what it is today. Most aspects of Voodoo are positive and it is used to guide its followers in matters of daily living, as most religions do. Voodoo was brought to the Americas through slavery and the colonization process. Its condemnation and inaccurate representation is as much the result of racism as slavery is.

Next, any tool used for magickal purposes can be charged to possess positive or negative vibrations through ceremony or meditation periodically in association with phases of the moon. In this way, the tool becomes alive and something to be respected. If misused, you will feel the karmic effects through conflicts, accidents, depression, or bad luck for example. This is why it is extremely important to exercise caution when using your Voodoo doll. Voodoo dolls can be used for dark purposes; however, this is never a good idea. There IS karmic backlash associated with using Voodoo dolls with the intent of hurting someone else. That is why all of the reputable practitioners and their associated sites indicate their dolls are blessed to carry only positive energy and light with them. You would be wise to follow suit.

Because Voodoo dolls can absorb energies from people who have used them, it is a good idea never use someone else's Voodoo dolls or any other magickal tool, for that matter. Common sense applies here: you wouldn't wear someone else's underwear, right? In the same way you shouldn't work with someone else's Voodoo dolls. If you have been given a Voodoo doll and you sense it carries negativity, the folks at Voodoo Authentica sum up well what you should do:

Spiritual work should be approached with the same common sense that pertains to the rest of life. You wouldn't eat off of someone else's fork, so don't do magic with someone else's tools. If you feel that you are in possession of a negative Voodoo doll, the best thing to do is to put it in a white cloth and sprinkle it generously with sea salt. You can then take it to a river or stream or deep in the woods with an offering of fruit and some coins and ask the spirits of the water or the trees to take this energy and transform it through the power of the earth. Walk away without

oking back and when you arrive home light a 7-day protection candle and take a bath with cleansing herbs, including sea salt."

FW, sea salt is a staple for cleansing any ritual item and restoring it to a pure state. You can also fumigate or smudge things with sage or cedar and achieve the same results.

To learn more about this topic, I recommend Luisah Teish's Book, [Jambalaya: The Natural Woman's Book of Personal Charms and Practical Rituals](#) .

When is hexing Appropriate?

Okay, so there are people in this world whom we would all love to hex and who deserve a massive cursing...like child rapists and my ex-husband, for example. I am not denying this fact. Is it ever okay to wish excruciating pain and dismemberment on these types of people? Well, yes and no. But, rather than go into it here, I would really encourage you to read what Louisa Teish has to say about it as I could not say it any better than she.

For a great read on when hexing is appropriate, check out [Jambalaya: The Natural Woman's Book of Personal Charms and Practical Rituals](#) .

What do the Seven Pins Mean?



Symbolism is an inherent characteristic of all magickal systems, mystical practices, and religions. As such, knowledge is power. In addition, there is positive and negative in all magic systems - good and evil, black and white, light and dark, love and revenge, right and left. While Hollywood and the mass media have inaccurately amplified the negative aspects of Hoodoo and Voodoo and thus perpetuating its traumatic origins in this country, Voodoo priests and priestesses work primarily with the right hand (for good). Hoodoo root doctors, as they are called, will often work with both hands. However, all healers must have an intimate knowledge of both sides of the coin for without this knowledge, it would be impossible to define the light.

Numbers and colors are at the core of Hoodoo and Voodoo symbology. It is hard to definitively say where the importance of the number seven came from. The number seven is integral to many Native American belief systems, representing the seven sacred directions, and it is commonly known that much of Hoodoo and Voodoo came from the indigenous knowledge of the healing plants and herbs in ritual and healing practices. In addition, it is believed that the availability of the Jewish menorah candle holders were widely available and purchased by practitioners and ultimately the use of seven candles, seven colors, and the number seven in general were incorporated into the practice.


© 2007 Denise Alvarado

www.mysticvoodoo.com, www.planetvoodoo.com

If you research the topic at all, you will find discrepancies into the meanings of the seven colors. I am offering one interpretation of the meanings of the seven colored pins found in New Orleans Voodoo. Note that this interpretation is based on right hand Voodoo practice.

Symbolism of the 7 pin colors:

Yellow - success
White - positive
Red - power
Purple - spirituality
Green - money
Blue - love
Black - repelling negative energy



Where to Stick It

There are countless ways to use your pins with your Voodoo doll. The simplest way is to take each pin and concentrate on the color symbolism. Meditate upon how you want these things to manifest in your life. For example, with your yellow pin, focus on what success you desire. After you are very clear about this, stick the pin into your doll in the heart or stomach region. This area will support your heart's desire and your gut feelings or intuition. You can also stick your pins into the head for knowledge. Repeat this process for each pin. I recommend burning a candle during this process to strengthen your work. Choose a candle color to match your deepest need. The candle colors are the same as the pin colors in this case.

All that is left to do is to wait and trust in your personal power that the Universe will help you make your intentions manifest. Patience is your best attribute now.

Karmically Incorrect Use of the Seven Pins

If you believe you are above Karmic Law, knock yourself out!

If you are arrogant enough to believe you are above the law of karma, then feel free to use your pins in the following way. Just remember that the law of three and the Law of Attraction in magick states that you reap what you sow three-fold, so don't say I didn't warn you!

Make your Voodoo doll represent a person, place some of that person's hair or a personal item

© 2007 Denise Alvarado

www.mysticvoodoo.com, www.planetvoodoo.com

side the cloth of the doll to capture part of their soul. Use your black pin into the part of the body that you want the person to experience negativity. For example, a pin in the heart can cause heartbreak or heart problems, the stomach a stomach ache, the back a back ache or relationship problems, etc. With each stick you must focus your intention with the utmost clarity. Then place the doll on the person's doorstep or in their mailbox and watch them totally freak out. Or bury it but you are really asking for trouble here...

Then back up and watch all hell break loose (in YOUR life, that is)!

Please note that I do not advise using your doll in this way. Voodoo is a powerful magickal system and the law of karma will not make an exception for you. Use of your Voodoo doll in a fashion other than with the right hand as I have recommended may result in severe negative consequences that I will take no responsibility for. So don't come bitching and moaning to me about it after the fact, unless you want to make things right, then I might be of assistance, if your desire to do so is due to Right Intention.

Okay, so on with more fun stuff. What can we do with Voodoo dolls, and how do we do it?

How to Consecrate a Voodoo Doll

The first order of business for using a Voodoo doll in ritual work is to consecrate the doll. The act of consecration involves opening up to and tapping into the Universal Divine force from which all possibilities, solutions, and miracles emanate. To consecrate an object for ritual use is to connect to this Universal Divine force and to declare sacred or appropriate for sacred use the object at hand.

Consecrating an object removes any negativity that may be attached to the object and purifies it. It removes the vibrational energies of anyone who has handled the object other than you. This is the foundation of any effective magick or ceremonial work.

If you want to use your Voodoo doll in ritual, it is appropriate to consecrate the doll. To do so is a simple process. You will need your Voodoo doll, a white candle, and some sage, cedar, or sandalwood incense, and something to burn the herbs or incense in.

Step One

Light a white candle. White is the color for purity. Light the herbs or incense.

Step Two

Pass the object through the smoke. This is referred to as "smudging". Repeat the following:

© 2007 Denise Alvarado

www.mysticvoodoo.com, www.planetvoodoo.com

hereby consecrate this _____ with the powers of earth, water, fire, air, and spirit. That it
all be used only for good, according to my will and Divine law. May it serve me well in this
world, between worlds, and in all worlds. So Mote It Be.”

Repeat Step Two 6 more times, for a total of seven times. Your object will now be ready for
ritual use.

You may personalize what you say; the above is only meant as a guideline. There is no one right
way to consecrate an object, place, or person.

Once consecrated, you should not allow others to handle the doll. Place it on an altar, or wrap it
safely in a white bag or cloth and put in a safe place where it will not be disturbed.

Use Your Voodoo Doll as a Focusing Tool

By far the most common use of a Voodoo doll is their use as focusing tools. Typically, you
appeal to the loa (deity) that your doll represents, light a candle in the appropriate color of the
loa, and make offerings to the loa. For every doll that I sell, I include directions for how to do this.
For example, to use Papa Legba Voodoo doll as a focusing tool you would light a red or black
candle (his favorite colors), and greet him with his ritual greeting, "Odu Legba, Papa Legba,
open door your children await. Open the door Papa Legba, your children await. On my way
back, I will return the favor." You can then tell him your wishes and offer him some of his
favorite things in three (his favorite number). Things he likes are candy, corn, rum, and cigars.

[General Purpose Voodoo doll](#)

Use Your Voodoo Doll as a Therapeutic Tool

Voodoo dolls can be used therapeutically to express anger or hurt about another person. The
intent must be very clear here; using a Voodoo doll therapeutically means processing your
feelings about someone or some event in your life. The feelings expressed must be yours and the
desired end is a transformation of your hurtful and destructive feelings into wisdom or something
constructive. I offer a PERP HEX KIT for \$35.00 that is designed to help empower victims of
sexual abuse. It involves a rather complicated invocation to Manman Brigitte and is not
appropriate to describe it here.

[Manman Brigit](#) [Perpetrator Hex Kit](#)

© 2007 Denise Alvarado

www.mysticvoodoo.com, www.planetvoodoo.com

Voodoo Doll Spells

es, Voodoo dolls are excellent for use in cases of attracting love, improving your financial situation, and defeating your enemies. Make your own Voodoo dolls and poppets and use some of the following spells to work your mojo.

Oshun Love Spell

The following ritual invokes the spirit of Oshun. Oshun is the Santeria goddess of love, art, and dance. Her greatest attribute is her ability to provide the emotions a solid foundation upon which to reside and grow.

Ideally, you will begin at your altar. It is advisable to have altar candles (yellow, green, or pink) and spiritual incense burning (cinnamon) at the time of use. To begin, you will need to ask Papa Legba to open the gates to the spirit world so that you can ask Oshun for a favor. To do so, recite the following three times:

Odu Legba, Papa Legba, open the door, Your children are waiting. Papa Legba, open the door, your children await.

You can now use your Oshun Voodoo doll as a focusing tool for creating the change you seek. Oshun is particularly useful for improving love, happiness, and emotional strength. Concentrate on the outcome you wish to occur and greet Oshun with the appropriate ritual greeting:

Om Ye Ye O!

You may now ask Oshun for assistance in creating the change you seek. You may write a petition if you wish. Make an offering for three days following your request. Appropriate offerings include lighting a special candle, placing a small plate of food from your dinner on her altar, or flowers. Oshun is particularly fond of cinnamon, honey, oranges, pumpkins, gold, mirrors, and French pastries. Her favorite colors are yellow, green, and coral, her favorite day is Thursday, and her favorite number is the number 5. Be creative!

When you are finished, place Oshun in your kitchen or in the bedroom as these are the best places in the home for her.

[Oshun Voodoo doll](#)

Oshun Love and Prosperity Spell

© 2007 Denise Alvarado

www.mysticvoodoo.com, www.planetvoodoo.com

Ingredients:

Orange rind
Dried orange leaves
Cinnamon
Brown sugar
Clay iron pot

Place the ingredients in the pot and burn them. Smother the fire and leave the smoldering mixture smoking heavily. Offer the incense to Oshun:

Oshun ogua mi inle oshun igua iya mio igua iko bo si iya mi guasi iya mi omo y alorde oguo mi inle ashe oshun.

Alternately, you may respectfully pray to Oshun in your own language for the love and prosperity that you need.

[Oshun Voodoo doll](#)

Commanding Doll Spell

Purchase an all purpose Voodoo doll or make a Voodoo doll to represent the target of your intentions.

Write your beloved's name on a piece of parchment paper.

Attach it to your Voodoo doll like a name tag.

Anoint the doll with Command and Compel Oil. Lay it on a piece of red silk or satin, and sprinkle it with come to me powder.

Chant:

*command you, I compel you.
command you, I compel you.
I've covered you with powder.
command you, I compel you,
command you, I compel you
Hear my voice!
command you, I compel you.
Return to me now!*

© 2007 Denise Alvarado

www.mysticvoodoo.com, www.planetvoodoo.com

us very instant, this very minute, this very hour!

Repeat for three consecutive nights.

Following the third repetition of the entire ritual, wrap the doll in the silk, and hide it in a dark closet or secret space.

Pierced Heart Doll Spell

Pierce the heart of a [Voodoo love doll](#) with a red and a blue pin in such a way that they cross each other. Then chant:

*It is not this doll alone I stick
But [Name]'s heart I prick
Whether he/she be asleep or awake
I'll have him/her come to me and of love make!*

Twenty Seven Day Paper Voodoo Doll Spell

Cut out a paper Voodoo doll.

Write your lover's name on the paper Voodoo doll nine times.

Cross over each name with your own.

Place the paper Voodoo doll in a saucer or plate and cover it with sugar.

Stick a blue birthday candle in the center of the sugar, make a wish and burn the candle, but don't blow it out. Keep the dish with the sugar, paper Voodoo doll, and any wax drippings.

Add a fresh birthday candle the next day. Repeat for a total of nine days - nine blue birthday candles in total.

If your lover is not back by the ninth day, burn the sugar and the paper.

Start again the next day, repeating the entire 9 day ritual with fresh materials. If your lover is not back, burn the materials again.

Try it again for another nine days.

ree times is the charm. If your lover is not back after repeating this ritual three times, he or she
on't be and it is best to move on.

Mo' Money Voodoo Doll Spell

1. Cut out a Voodoo doll from green material, preferably flannel.
2. Stuff it with Irish moss and dill weed, then sew it up and decorate as you see fit.
3. Tell the doll your wish is for more money and ask for advice in the dreamtime. Then pay attention to your dreams for signs.

Wealth and Prosperity Voodoo Doll Spell

1. Cut out a Voodoo poppet from green material. Sew it closed with gold thread, leaving space for stuffing.
2. Make a stuffing of Irish moss, comfrey, and parsley. Add nine shiny pennies.
3. Write a note on a piece of parchment paper exactly the amount of money you need and when you need it. Fold and stuff the note inside the poppet. Sew the doll closed.
4. Use a money oil to dress the doll, such as fast Luck Oil.
5. Wrap the doll in green or gold cloth.
6. Anoint the doll daily until your need has been met, and then burn the poppet.

For already made Good Luck and Prosperity Voodoo dolls visit [The Mystic Voodoo](http://TheMysticVoodoo.com).



[Bling Bling Boudreaux](http://BlingBlingBoudreaux.com)

© 2007 Denise Alvarado

www.mysticvoodoo.com, www.planetvoodoo.com

Banishing and Defeating Your Enemies

Banishing rituals are done to rid yourself of someone who is threatening you or pestering you. For these types of situations, you can appeal to Ogun or Chango, or for women victims of domestic violence, appeal to Erzulie Dantor. Note: the following hexes are provided for information only.

A simple ritual for Chango

Chango is the deity of fire, thunder, power, wars, and lightening. He is also the symbol for sensual pleasure. Chango is the Voodoo deity that can help you gain power over others, defeat your enemies, and victory over all difficulties.

To use Chango, you should construct an altar for him. He prefers to be on a fireplace mantel, or on your business desk. His altar should be constructed using the following elements:

Patron saint: St. Barbara, St. Jerome

Day and number: Friday, 6

Country and owned places: Trinidad, sky, trees

Cloth and Bead colors: Red and white

Favorite animals and objects: Horses, rams, turtles, pheasants, machete, wood, double axe

Favorite food: apples, yams, corn, and peppers

Planet: Sun and Mars

Place in the house: Fireplace, business desk

Ritual greeting: Kaguo, Kabiosile

Use Chango as a focusing tool for the purpose you seek. First, light a white candle. Concentrate on the outcome you wish to occur and ask Chango for assistance in creating this change. Make an offering for three days following your request. Appropriate offerings for Chango include any of his favorite foods, animals, and objects.

[Chango Voodoo doll](#)

Voodoo Doll Banish and Hex Spell

1. Personalize a Voodoo poppet, labeling it with your rival's name photograph, and adding any intimate items you might have on hand.
2. Put the poppet inside a shoebox or paper bag.

3. Sprinkle it with Lost and Away Powder (made from crossroads dirt and graveyard dirt from three criminals).
4. Gently melt some black wax in a double boiler and pour it over the poppet.
5. Sprinkle the poppet with more Lost and Away powder before the wax hardens.
6. Bury the poppet in the ground far away from your home. Visit the poppet's grave once a week for nine weeks and sprinkle with more Lost and Away powder.

Your rival should be too preoccupied with their own problems to bother you anymore.

General Purpose Voodoo Doll

Basic Pins and Needles Voodoo Doll Hex

1. Create a Voodoo doll or poppet to represent the target of your intentions.
2. Add some of the target's clothing or personal effects, hair or nail clippings, whatever you may have and wrap it into the body of the doll.
3. Prick the doll with a needle in a series of three or nine as the spirit moves you.

Karmically Correct "Enemy Be Gone".

This is a ritual that is conducted to remove someone from their environment, or to make a friend of them. Either way, the enemy is gone and the practitioner remains spiritually correct. You can find more of these types of spells in the upcoming ebook:

□□□□□□, □□□□, □□□ □□□□□ □□ □□□□

Spells and Recipes to Ward off Evil and Negativity



© 20

www.mysticvoodoo.com

mysticvoodoo.com

To order, [click here.](#)

Using the Psalms in Voodoo Doll Magick

These Psalms are offered for your information; however, you will need to look them up in your personal Bible.

Voodoo dolls are used as focusing tools for meditation and prayer. You may use the following psalms with your Voodoo doll by reciting the psalm while holding your Voodoo doll to your heart.

Psalm for Successful Business

Psalm #8: Pray this psalm three days in a row after sunset for a successful business venture or to procure the goodwill in your business transactions. While praying, be mindful of the Holy name of **Rechmial**, which signifies strong and merciful God of love, grace, and mercy. After praying the Psalm #8, thinking the name Rechmial, also say the following prayer over a small quantity of olive oil: *"May it please thee, Oh, Rechmial Eel, to grant that I may obtain love, grace, and favor in the eyes of men according to thy holy will. Amen! Selah!"*

Psalm to Stop Persecution

Psalm #11: To put a stop to persecution in all forms, pray this Psalm daily in devotion keeping constantly in mind the holy name of **Pele**, that all conspiracies against you may be set aside. After praying Psalm #11, close with the following prayer: *"Adorable, mighty, and holy God Pele with thee is advice, action, and power, and only thou canst work wonders. Turn away from me all that is evil, and protect me from the persecution of evil ones, for the sake of the Great Name Pele. Amen. Sela."*

Psalm to Stop all Libel

Psalm #35: To stop all evil, slanderous libel being maliciously spread about you, pray this Psalm daily and they will cause you no evil. Use the holy name **Tehom**.

Psalm to Make Yourself Beloved by Your Human Beings

Psalm #47: If you wish to be respected, beloved, well received in any and all situations, pray this Psalm seven times daily.

© 2007 Denise Alvarado

www.mysticvoodoo.com, www.planetvoodoo.com

Psalm to Make Your Home Lucky

Psalm #61: If you are moving into a new home, repeat this Psalm in the home, just before moving in, trusting in the name of **Schaddel**, and you will experience good fortune and luck in the new home. For your present home, clean from top to bottom with plain spring water, leave the home and then return, and repeat this Psalm seven days in a row.

Prayers to Use when Petitioning the Spirits with Voodoo Dolls

In this day and age of technology and instant gratification, we often forget how Spirit impacts our lives. Prayer is a key component for making and maintaining contact with the Mysteries. Prayer is a way to focus our hearts, minds, and spirits to the unseen mysteries of the universe. With prayer, all things are possible. If you don't know any formal prayers, it does not matter. If you don't know how to pray, it doesn't matter. What is most important is that you speak with sincerity and from your heart.

One way in which African slaves could continue to practice their traditional religions was by surrounding them in elements of Catholicism. Thus, there are corresponding saints for each of the major deities or Seven African Powers. The Seven African Powers is largely a Hoodoo term that is used by practitioners of Santeria, New Orleans Voodoo, Candomble, and other religions. In Spanish, they are referred to as *Las Sietes Potencias*. If you know the saint that corresponds to the particular loa/Orisha, then you can use the prayer to the specific saints when working with your Voodoo doll.

Following is a list of some of the major deities (Loas/Orishas), their purpose, and their corresponding saints.

Eleggua / Elegua/Papa Legba: Messenger, Opener of the Way, Trickster, Gatekeeper to the Spirit World

Saint Simon Peter

© 2007 Denise Alvarado

www.mysticvoodoo.com, www.planetvoodoo.com

San Martin (Caballero)
Saint Anthony (of Padua)
El Nino de Atocha
Saint Expedite
Saint Michael Archangel

Obatala / Obatalia: Father-Mother of Humanity, Bringer of Peace and Harmony, Androgynous
King of the White Cloth
Our Lady of Mercy
Our Lady of Mt. Carmel

Yemaya / Yemalia / Yemalla: Spirit of Motherhood, the Ocean, and the Moon, Goddess of the
Seven Seas
Our Lady of Regla
Mary, Star of the Sea (Stella Maris)

Oyá / Oya: Female Warrior, Spirit of Wind, Storm, Thunder, and Magic, Mistress of the Marketplace
Our Lady of Candelaria
Saint Catherine
Saint Theresa

Oshun / Ochum: Goddess of Love, Beauty, and Sexuality, Spirit of Fresh Water
Our Lady of Caridad del Cobre (Our Mother of Charity)

Shango / Shango / Xango / Sango: Fourth King of the Yoruba, immortalized as the God of
Thunder, Power, Victory
Saint Barbara
Saint Jerome

Ogun / Ogum: God of Metals, Minerals, Tools, War, Birds, and Wild Beasts, Gives work to the
unemployed, Protector, Warrior
Saint John the Baptist
Saint Anthony of Padua
Saint George
San Pedro (Saint Simon Peter)

Orula / Orunla/ Orunmila: Teacher, Prophet
Saint John the Evangelist taking Jesus down from cross

Ebwaluaye: Spirit of Disease and Sickness, also Provider of Money to the Poor
Saint Lazarus of Dives

Here are some specific prayers to use when working with your [Papa Legba Voodoo Doll](#).

© 2007 Denise Alvarado

www.mysticvoodoo.com, www.planetvoodoo.com

Prayers for Saint Anthony

likened to Elegua/Legba and Ogun of Santeria/Voodoo traditions, Saint Anthony is known to answer the prayers of those seeking special favors. He is renowned for helping folks find lost things and people and assisting those who desire marriage.

St. Anthony can be summoned by saying the following:

Dear St. Anthony, I pray
bring it back, without delay.

St. Anthony, St. Anthony
please come down
something is lost
and can't be found.

Unfailing Prayer to Saint Anthony

Blessed be God in His Angels and in His Saints.

O Holy St. Anthony, gentlest of Saints, your love for God and Charity for His creatures made you worthy, when on earth, to possess miraculous powers. Miracles waited on your word, which you were ever ready to speak for those in trouble or anxiety. Encouraged by this thought, I implore of you to obtain for me (request). The answer to my prayer may require a miracle. Even so, you are the saint of Miracles.

O gentle and loving St. Anthony, whose heart was ever full of human sympathy, whisper my petition into the ears of the Sweet Infant Jesus, who loved to be folded in your arms, and the gratitude of my heart will ever be yours.

Amen. (Say 13 Paters, Aves, and Glorias)



© 2007 D

www.mysticvoodoo.com

o

planetvoodoo.com

[Papa Legba Voodoo Doll](#)

Here is a prayer to use when working with your [Obatala Voodoo doll](#):

PRAYER TO OUR LADY OF MERCY

(By St. Augustine of Hippo.)

Blessed Virgin Mary,
Who can worthily repay you with praise
And thanks for having rescued a fallen world
By your generous consent!
Receive our gratitude,
And by your prayers obtain the pardon of our sins.
Take our prayers into the sanctuary of heaven
And enable them to make our peace with God.

Holy Mary, help the miserable,
Strengthen the discouraged,
Comfort the sorrowful,
Pray for your people,
Plead for the clergy,
Intercede for all women consecrated to God.
May all who venerate you
Feel now your help and protection.
Be ready to help us when we pray,
And bring back to us the answers to our prayers.
Make it your continual concern
To pray for the people of God,
For you were blessed by God
And were made worthy to bear the Redeemer of the world,
Who lives and reigns forever.

Amen.



[Obatala Voodoo Doll](#)

Here is a prayer to use when working with your [Oya Voodoo doll](#):

St. Theresa of the Child Jesus

O wondrous Saint Theresa of the Child Jesus, who, in thy brief earthly life, didst become a mirror of angelic purity, of courageous love and of whole-hearted surrender to Almighty God, now that thou art enjoying the reward of thy virtues, turn thine eyes of mercy upon us who trust in thee. Obtain for us the grace to keep our hearts and minds pure and clean like unto thine, and to detest in all sincerity whatever might tarnish ever so slightly the luster of a virtue so sublime that endears us to thy heavenly Bridegroom. Ah, dear Saint, grant us to feel in every need the power of thy intercession; give us comfort in all the bitterness of this life and especially at its bitter end, that we may be worthy to share eternal happiness with thee in paradise. Amen.



[Oya Voodoo Doll](#)

Here is a prayer to use when working with your [Ogun Voodoo doll](#):

Litany of Saint Anthony of Padua

© 2007 Denise Alvarado

www.mysticvoodoo.com, www.planetvoodoo.com

Lord, have mercy on us.
Christ, have mercy on us.
Lord, have mercy on us.
Christ, hear us.
Christ, graciously hear us.
God, the Father of Heaven, have mercy on us.
God, the Son, Redeemer of the world, have mercy on us.
God, the Holy Spirit, have mercy on us.
Holy Trinity, one God, have mercy on us.

Holy Mary,
Saint Anthony of Padua,
Saint Anthony, glory of the Friars Minor,
Saint Anthony, ark of the testament,
Saint Anthony, sanctuary of heavenly wisdom,
Saint Anthony, destroyer of worldly vanity,
Saint Anthony, conqueror of impurity,
Saint Anthony, example of humility,
Saint Anthony, lover of the Cross,
Saint Anthony, martyr of desire,
Saint Anthony, generator of charity,
Saint Anthony, zealous for justice,
Saint Anthony, terror of infidels,
Saint Anthony, model of perfection,
Saint Anthony, consoler of the afflicted,
Saint Anthony, restorer of lost things,
Saint Anthony, defender of innocence,
Saint Anthony, liberator of prisoners,
Saint Anthony, guide of pilgrims,
Saint Anthony, restorer of health.
Saint Anthony, performer of miracles,
Saint Anthony, restorer of speech to the mute,
Saint Anthony, restorer of hearing to the deaf,
Saint Anthony, restorer of sight to the blind,
Saint Anthony, disperser of devils,
Saint Anthony, reviver of the dead.
Saint Anthony, tamer of tyrants,

From the snares of the devil, Saint Anthony deliver us.
From thunder, lightning, and storms, Saint Anthony deliver us.
From all evil of body and soul, Saint Anthony deliver us.
Through your intercession, Saint Anthony protect us.
Throughout the course of life, Saint Anthony protect us.

Lamb of God, who takes away the sins of the world, spare us, O Lord.
Lamb of God, who takes away the sins of the world, graciously hear us, O Lord.
Lamb of God, who takes away the sins of the world, have mercy on us.

V. Saint Anthony, pray for us.
R. That we may be made worthy of the promises of Christ.

O my God, may the pious commemoration of Saint Anthony, your Confessor and Proctor, give joy to your Church, that she may ever be strengthened with your spiritual assistance and merit attain everlasting joy. Through Christ our Lord. Amen.



[Ogun Voodoo Doll](#)

To find a list of most of the saints and their corresponding prayers, visit:
<http://www.catholic.org/clife/prayers/>.

Here are some general prayers to use when working with your Voodoo doll:

Our Father

Our Father, who art in Heaven, hallowed be Thy name. Thy kingdom come. Thy will be done on earth as it is in heaven. Give us this day our daily bread; and, forgive us our trespasses as we forgive those who trespass against us. And, lead us not into temptation. And, deliver us from evil. For the kingdom, the power and the glory are yours now and forever. Amen.

Hail Mary

Hail Mary, full of grace, the Lord is with Thee. Blest are Thou amongst women and blest be the fruit of Thy womb, Jesus Christ. Holy Mary, Mother of God, pray for us sinners, now and at the hour of our death. Amen.

Apostle's Creed

We believe in one God, the Father, the Almighty, Creator of heaven and Earth, of all that is seen and unseen. We believe in his son, Jesus Christ, who was born of the Virgin Mary, suffered under Pontius Pilate, was crucified, died and was buried. He descended into hell.

On the third day, He rose again, in fulfillment of the scriptures. He is seated at the right hand of the Father where His kingdom will have no end.

We believe in one holy catholic and apostolic church. We acknowledge one baptism for the forgiveness of sins. We look to the resurrection of the dead and life everlasting. Amen.



Prayer to the Seven African Powers

Oh, Seven African Powers, who are so close to our divine Savior,

With great humility I kneel before thee and implore your intercession before the Great Spirit

Hear my petition and grant me peace and prosperity.

Please remove all of the obstacles that cause me to stray from the Beauty Way.

Oh Olofi, I trust in the words "ask and you shall receive". Let it be so!

Amen.

(Make your petition)

Voodoo Doll FAQs

How do I know if I have a Haunted/Cursed Voodoo Doll?

There is a difference between haunted and cursed. Haunted refers to the object having some spiritual energy that is manifesting in the physical world. In other words, things are happening that you can see. For example, do you find the doll in a different location than when you left it? Does it move? Is it surrounded in a light, or is there light energy happening around it? Are you hearing sounds? The activity involved with a haunted voodoo doll is relatively benign, albeit a bit unnerving. What is it about your doll that makes you ask about this?

Cursed objects can manifest in similar ways but there will be some strong negative energy associated with it. Cursed objects are the manifestation of some power with the intent to do harm. You may run across a streak of bad luck, get in fights, quarrels, or just feel a sense of dread around the object. A curse is the result of a spell or prayer to a spirit force asking to bring harm to someone. Again, what is it about your doll that makes you ask about this?

How do I properly dispose of cursed Voodoo dolls?

If you feel that you are in possession of a negative Voodoo doll, the best thing to do is to put it in a white cloth and sprinkle it generously with sea salt. You can then take it to a river or stream or deep in the woods with an offering of fruit and some coins and ask the spirits of the water or the trees to take this energy and transform it through the power of the earth. Walk away without looking back and when you return home light a 7-day protection candle and take a bath with cleansing herbs, including sea salt.

Alternately, you can:

On a Saturday, place the doll (or object) in a clean white cloth, dig a hole in the earth, far away from your home (on hallowed ground if possible), place the cloth wrapped dolls in the hole and burn them. Then, cover the ashes which remain with Holy Water or May Water and cover the hole over with the dirt. The earth will recycle that negative energy very quickly and turn it into positivity and Blessings. When you return home afterwards, bathe very well, adding some Holy Water or May Water to your bath.

[Cursed Voodoo Doll/Poppet Disposal Kits](#)

© 2007 Denise Alvarado

www.mysticvoodoo.com, www.planetvoodoo.com

What do I do if I think someone has done work against me?

Before going to bed, cleanse a white household candle with Florida water and/or holy water. Anoint the candle with psychic or dream oil, light the candle, place a glass of water next to the candle and pray to your spirits for clarity and understanding of whatever is causing you distress. Do this for three nights in a row beginning on a Monday night. If you receive no clear answer by the end of the week, contact a root worker or tarot reader to see if he or she can determine why these issues have arisen in your life.

What is a poppet?

A poppet is a doll made to represent a person for casting healing, fertility, or binding spells on that person. Known as "image magic", the concept is that whatever actions are performed upon the poppet will be transferred to the person. Poppets are believed to be infused with life by their makers. The doll is a "little life", symbolic of the inner person.

Can I use grass as a filling to make my own Voodoo Doll?

You can use anything you want to construct a Voodoo doll. You are limited only by your imagination.

Can I use something other than twigs for the body? Such as metal poles, or skewers?

Again, anything goes.

Ever since I made my Voodoo Doll my pet cat has been acting strange, I haven't used my Voodoo Doll yet. Does the Voodoo Doll have anything to do with his strange behavior?

Did you use herbs in filling your doll? If so what type? What type of grass? Your cat may be reacting to what it is made from. Or it may be reacting to the doll's energy or your energy. How were you feeling when you made your doll? Were you gossiping about someone? Thinking vengeful thoughts? One thing people do not take into consideration is that when you construct a Voodoo doll, you are participating in a ritual (if you intend to use it as such). Therefore, everything around you is absorbed by the object you are creating. Also, a lot of people don't know how to consecrate their dolls to prepare them for ritual use. They should be consecrated first, which essentially wipes the slate clean and aligns them with your intentions.

Recommended Readings on New Orleans Voodoo

© 2007 Denise Alvarado

www.mysticvoodoo.com, www.planetvoodoo.com

[Voodoo in New Orleans \(Pelican Pouch Series\)](#) by Robert Tallant

[The New Orleans Voodoo Tarot \(Destiny Books\)](#) by Louis Martinie

[The Mysterious Voodoo Queen, Marie Laveaux: A Study of Powerful Female Leadership in Nineteenth Century New Orleans \(Studies in African American History and Culture\)](#) by Johann Laddrich

[A New Orleans Voudou Priestess: The Legend And Reality of Marie Laveau](#) by Carolyn Morrow Long

[Voodoo Queen: The Spirited Lives of Marie Laveau](#) by Martha Ward

Recommended Readings on Haitian Voudou

[Divine Horsemen: The Living Gods of Haiti](#) by Maya Deren

[Tell My Horse : Voodoo and Life in Haiti and Jamaica](#) by Zora Neale Hurston

[The SERPENT AND THE RAINBOW](#) by Wade Davis

[Dancing Wisdom: Embodied Knowledge in Haitian Vodou, Cuban Yoruba, and Bahian Candomble](#) by Yvonne Daniel

[The Haitian Vodou Handbook: Protocols for Riding with the Lwa](#) by Kenaz Filan

[Vodou Shaman: The Haitian Way of Healing and Power](#) by Ross Heaven

[Vodou in Haitian Life and Culture: Invisible Powers](#) by Claudine Michel (Editor) and [Patrick Bellegarde-Smith](#) (Editor)

[Haitian Vodou: Spirit, Myth, And Reality](#) by Patrick Bellegarde-Smith (Editor), Claudine Michel (Editor)

[Sacred Arts of Haitian Vodou](#) by Donald J. Cosentino (Editor), Los Angeles Fowler Museum of Cultural History University of California (Corporate Author)

Recommended Readings on African Voodoo

[Possession, Ecstasy, and Law in Ewe Voodoo](#)

[A BRIEF HISTORY OF VODOO: SLAVERY & THE SURVIVAL OF THE AFRICAN GODS](#)

© 2007 Denise Alvarado

www.mysticvoodoo.com, www.planetvoodoo.com

[African Ceremonies](#)

[Osun Across the Waters : A Yoruba Goddess in Africa](#)

[The Osha: Secrets of the Yoruba-Lucumi-Santeria Religion in the United States and the Americas : Initiation, Rituals, Ceremonies, Orishas, Divination, Plants, s](#)

[Secrets of Voodoo](#)

[The Handbook of Yoruba Religious Concepts](#)

[African Cosmology of the Bantu-Kongo](#)

[Yoruba Beliefs and Sacrificial Rites](#)

[The Egyptian Book of the Dead: The Papyrus of Ani in the British Museum](#)

Other Ebooks by the Mystic Voodoo

[The Necronomicon Spellbook Enhanced Ebook Edition](#)

[Exu, Divine Trickster, and Master Magician](#)

© 2007 Denise Alvarado

www.mysticvoodoo.com, www.planetvoodoo.com